



December 1, 2014

**By Electronic Filing**

The Honorable Kimberly D. Bose  
Secretary  
Federal Energy Regulatory Commission  
888 First Street, N.E.  
Washington, D.C. 20426

**Re: Informational Filing of Niagara Mohawk Power Corporation of the Annual Update to the Formula Transmission Service Charge Under the NYISO Open Access Transmission Tariff - Docket No. ER08-552-000**

Dear Secretary Bose:

Pursuant to the comprehensive Settlement Agreement and Offer of Settlement (“2009 Settlement”) approved by the Commission on July 22, 2009 in the above referenced docket, Niagara Mohawk Power Corporation d/b/a National Grid (“National Grid” or “Company”) hereby submits for informational purposes its Annual Update of certain components of its Transmission Service Charge (“TSC”) formula rate, which sets National Grid’s Wholesale TSC under the New York Independent System Operator Open Access Transmission Tariff (“NYISO OATT”).<sup>1</sup> The enclosed filing letter and supporting materials identify the updated inputs to the TSC formula rate that will be implemented as part of the Annual Update effective as of July 1, 2014.

**I. Background**

On February 11, 2008, as supplemented on May 30, 2008, National Grid submitted a filing under Section 205 of the Federal Power Act to replace its stated TSC rates in Attachment H to the NYISO OATT with formula TSC rates to become effective May 1, 2008. On July 29, 2008, the Commission accepted and suspended the proposed formula rates, to become effective October 1, 2008, subject to refund, and established hearing and settlement judge procedures.<sup>2</sup>

---

<sup>1</sup> Capitalized terms used but not defined in this filing are intended to have the meanings given to such terms in the Settlement Agreement and Offer of Settlement, including Attachment H of the NYISO OATT, filed with the Commission in this proceeding on April 6, 2009.

<sup>2</sup> *Niagara Mohawk Power Corp.*, Order Accepting and Suspending Formula Rate Subject to Refund and Establishing Hearing and Settlement Judge Procedures, 124 FERC ¶ 61,106 (2008)(“July 29 Order”). Certain Settling Parties requested rehearing of aspects of the July 29 Order. On February 25, 2009, the Commission issued an Order that denied rehearing in part and granted rehearing in part. 126 FERC ¶ 61,173 (2009).

On April 6, 2009, National Grid on behalf of the Settling Parties<sup>3</sup> filed the 2009 Settlement intended to resolve all issues set for hearing in this proceeding. Among other things, the 2009 Settlement set forth the terms of a formula rate for the calculation of National Grid's TSC under the NYISO OATT (the "Settlement TSC Formula Rate"), as well as procedures for the annual adjustment of certain inputs to the formula rate. On April 8, 2009, the Commission's Chief Administrative Law Judge granted National Grid's motion for interim rate relief and allowed the 2009 Settlement TSC to be implemented on an interim basis effective as of January 1, 2009 ("Settlement Effective Date") pending approval by the Commission. In a letter order issued June 22, 2009, the Commission approved the 2009 Settlement<sup>4</sup> and on July 24, 2009, National Grid issued required refunds to customers.

In accordance with the 2009 Settlement, National Grid is directed to calculate each year new values for the Revenue Requirements ("RR"), control center costs ("CCC") and billing units ("BU") components of the Settlement TSC Formula Rate based on updated Data Inputs. National Grid is further directed to prepare an Annual Update that reflects the revised Data Inputs, the resulting RR, CCC, and BU components, and certain supporting information. According to Section 14.1.9.4 of Attachment H to the NYISO OATT, National Grid is directed on or before June 14<sup>th</sup> of each year to (1) post the Annual Update on the NYISO's website, (2) submit the Annual Update to the Commission as an informational filing requiring no action by the Commission, and (3) serve the Annual Update electronically on all Interested Parties.

On November 30, 2009, National Grid filed to modify the manner of calculating its long-term debt cost of capital rate under the TSC formula rate. The filing sought to adjust the determination of the amount of long-term debt used in the calculation which was based on the average beginning of the year and year end long-term debt balances. On January 13, 2010 the filing was accepted by the Commission effective February 1, 2010.<sup>5</sup>

On November 18, 2010 National Grid filed with the Commission a Stipulation and Agreement and a Supplemental Informational Filing ("2010 Stipulation") setting forth a modification to be made in National Grid's future Annual Updates of certain components of National Grid's TSC formula rate based on adjusted inputs to the Settlement TSC Formula Rate. Specifically, as stated in the 2010 Stipulation, National Grid agreed to include in the 2011 Annual Update a Billing Adjustment of (\$2,383,112) plus interest calculated in accordance with 18 C.F.R. §35.19(a) to reflect the removal of the Temporary Assessment under NY PSL section 18-a(6) from the 2009 Historical Transmission Revenue Requirement, and the Annual True-up of the 2010 forecasted revenue requirement will reflect a true-up to the actual 2010 revenue requirement that excludes any costs associated with the section 18-a Temporary Assessment. Subject to the requirements of any modification of NY PSL section 18-a (6), or regulations or regulatory orders

---

<sup>3</sup> The signatories consist of National Grid and the following entities: Allegheny Electric Cooperative, Inc., the City of Cleveland, Ohio, Multiple Intervenors, Municipal Electric Utilities Association, New York Association of Public Power, New York Municipal Power Agency, New York State Electric & Gas Corporation, and Rochester Gas & Electric Corporation ("Settling Parties").

<sup>4</sup> See *Niagara Mohawk Power Corp.*, 127 FERC ¶ 61,289 (2009).

<sup>5</sup> See *Niagara Mohawk Power Corp.*, unpublished Letter Order, Docket Nos. ER10-328-000, ER10-328-001 (January 13, 2010).

implementing any such modifications thereto. National Grid also agreed to exclude the costs of the section 18-a Temporary Assessment in any future Annual Update of the Settlement TSC Formula Rate. National Grid further agreed in the 2010 Stipulation to, *inter alia*, provide certain documentation to the parties and take certain actions upon the receipt by National Grid of final reports, orders or other documents in currently pending regulatory investigation and audit proceedings before, respectively, the New York Public Service Commission and the FERC. National Grid and the interested parties further agreed that, conditioned upon the Commission's acceptance of such filing without change or condition unacceptable to all Parties, no Party will submit any Preliminary Challenge or Formal Challenge to the 2010 Annual Update. The Commission accepted the 2010 Stipulation in a letter order issued January 7, 2011.<sup>6</sup>

As part of a 2011 Supplemental Annual Update filing submitted to the Commission in December 2011,<sup>7</sup> the Company reduced the RR component to reflect the successful resolution of several preliminary challenges to the Company's 2011 Annual Update effective as of January 1, 2012. The remaining reductions not reflected as part of the 2011/2012 rate year were reflected as a reduction in the 2012 Annual Update to the RR component, with interest, effective as of July 1, 2012.

In the 2011 Supplemental Annual Update, the Company also recognized that FERC had initiated an audit of Niagara Mohawk Power Corporation's FERC Form 1 reporting and accounting procedures covering FERC Form 1 reports for 2009 and 2010 (the "NMPC Audit"). At that time, the NMPC Audit was still underway and no final findings had been enumerated. National Grid expected the NMPC Audit would result in modifications to the Company's FERC Form 1 from those years and acknowledged at that time that it would address any changes resulting from the NMPC Audit in subsequent Annual Updates, at which time Interested Parties would have an opportunity to review the adjustments as part of the normal review process. Further, notwithstanding the terms of the 2010 Stipulation which preclude settling Parties from challenging the 2010 Annual Update,<sup>8</sup> National Grid acknowledged that it would not attempt to bar Interested Parties from reviewing and raising any Preliminary or Formal Challenges with respect to any adjustments resulting from the NMPC Audit, including those that may affect the 2010 Annual Update. Thus, Interested Parties would have full and complete review rights over all NMPC Audit-related adjustments.

On March 30, 2012, National Grid filed proposed revisions to the TSC formula, primarily to modify the Company's depreciation rates to track those previously approved by the New York Public Service Commission ("NYPSC") for state jurisdictional rates. In addition, the Company proposed to amend Section 14.2 of the NYISO OATT thereby codifying the terms of the 2010 Stipulation to exclude costs associated with the NY PSL Section 18-a Temporary Assessment. On May 29, 2012, FERC accepted the Company's filing without modification, permitting proposed depreciation rate changes effective as of January 23, 2011 for TSC rates in effect as of July 1, 2012.<sup>9</sup>

---

<sup>6</sup> See, *Niagara Mohawk Power Corporation*, Docket No. ER11-2228-000 (2011).

<sup>7</sup> See *Niagara Mohawk Power Corp.*, Docket No. ER08-552-000 Supplement Filing, December 9, 2011.

<sup>8</sup> See *2010 Stipulation*, Paragraph 17.

<sup>9</sup> See, *Niagara Mohawk Power Corporation*, Docket No. ER12-1394-000 (2012).

On April 11, 2013, the Company filed a motion requesting the Commission to issue an expedited order granting limited waiver of section 14.1.9.4.1.1 of Attachment H to the NYISO OATT to allow an additional 90 days for the Company to comply with the NYISO OATT's June 14, 2013 deadline for submitting the 2013 Annual Update. In its request, the Company explained that the 2013 Annual Update is primarily based on data from Niagara Mohawk's 2012 FERC Form No. 1 which would not be completed and submitted to the Commission until after the June 14 deadline for filing the Annual Update. The Company's motion proposed to hold transmission customers harmless from the delay in implementing updated rates by reconciling revenues after the fact, with interest calculated in accordance with Section 35.19a of the Commission's regulations. In this way the delay in submission of the 2013 Annual Update would neither increase nor decrease the TSC rates. In addition, the delay would not alter the rights of interested parties to review and contest the accuracy of the information underlying the Annual Update, since those rights and the timing of those rights are triggered by the Publication Date which is defined in the NYISO OATT as the date the Annual Update filing is submitted to the Commission. The Commission granted the Company's request on May 30, 2013, directing the Company to submit its Annual Update informational filing by no later than September 12, 2013. ("Waiver Order")<sup>10</sup>

On March 29, 2013, as amended July 1, 2013, the Company filed proposed tariff revisions to the TSC formula rate to incorporate costs incurred for Reliability Support Services (RSS), which secure the reliability of the Company's transmission system.<sup>11</sup> On August 30, 2013, the Commission rejected National Grid's proposed modifications without prejudice to National Grid making a new FPA section 205 filing that justifies the recovery of RSS costs. On December 6, 2013, pursuant to section 205 of the Federal Power Act (FPA), the Company filed proposed tariff revisions to certain Company-specific components of the Wholesale Transmission Service Charge (Wholesale TSC) formula under Attachment H of the NYISO OATT (December 6 Filing). Specifically, the Company proposed to amend its formula rate to incorporate the costs it incurs for RSS pursuant to two RSS Agreements (RSSAs) with NRG Energy (NRG).

The Company began incurring RSSA costs during calendar year 2012 under the first of two RSSAs with NRG, the 2012 Dunkirk RSSA, pursuant to which NRG deferred mothballing and continued to operate generating units 1 and 2 at its Dunkirk generating station through May 2013. After May 2013, the Company anticipated that the need for continued RSS from Dunkirk would be reduced to one of the Dunkirk units due to the implementation of a portion of the transmission upgrades necessary to reinforce the Company's transmission system. The Company anticipates that the need for RSS will continue until at least June 2015, at which point the transmission reinforcements necessary to negate the need for Dunkirk's continued operation are currently planned to be in service. Accordingly, the Company and NRG have entered into the 2013 Dunkirk RSSA, under which Dunkirk will defer mothballing and keep one unit in service from June 1, 2013 to May 31, 2015. On February 4, 2014, the Commission issued an order accepting and suspending National Grid's proposed modifications to its Wholesale TSC formula and permitting them to become effective July 1, 2013, as requested, subject to refund and further order of the Commission.

---

<sup>10</sup> *Niagara Mohawk Power Corporation*, 143 FERC ¶ 61,183 (2013).

<sup>11</sup> *Niagara Mohawk Power Corporation*, 144 FERC ¶ 61,172 (2013).

Accordingly, this Annual Update incorporates Dunkirk RSS costs pursuant to FERC's order allowing them to be included in the rate subject to refund.

On April 8, 2014, the Company filed a Motion for Limited Tariff Waiver requesting a limited waiver of Section 14.1.9.4.1.1 of Attachment H to the NYISO OATT to give NMPC an additional 6 months (i.e. until December 14, 2014) to comply with the deadline for submitting the Company's 2014 Annual Update. That Motion was necessary to allow NMPC time to fully comply with the terms of the NYISO OATT, which require the Company to rely on FERC Form 1 data as the basis for elements of the Annual Update calculation. The Commission granted the waiver, but modified the deadline for submitting the 2014 Annual Update to November 30, 2014.<sup>12</sup> The Commission approved the Company's proposal to hold transmission customers harmless from the delay in implementing the July 1, 2014 TSC rates by reconciling the difference between the actual revenues collected for customer usage from the period July 1, 2014 through December 31, 2014 and the revenues that would have been collected under the 2014 Annual Update as part of the Company's 2015 Annual Update. Interest will be calculated on the difference in accordance with Section 35.19a of the Commission's regulations.

## **II. Charges Resulting from the Annual Update**

Pursuant to the Commission's Waiver Order, the TSC rates resulting from this Annual Update will become effective for service rendered on and after July 1, 2014, but due to the delay in filing, will first be applied to customer bills for usage on and after January 1, 2015. The difference between the TSC rate derived in this 2014 Annual Update and the actual TSC rates charged for bills rendered during July 2014 through December 2014 will be reconciled, with interest, and included as part of the Annual Update filing in 2015.

The Annual Update of the 2009 Settlement TSC calculated in accordance with Section 3.4 of the 2009 Settlement and Attachment H, Section 14.1.9. of the NYISO OATT, results in a TSC rate of \$11.59 per Megawatt-hour ("MWh") for the Update Year beginning July 1, 2014. This is an increase of \$2.63 per MWh as shown on Attachment 1, Schedule 4 of the Excel spreadsheet provided in Attachment A to this filing. The increase can be attributed to an overall increase in the RR component of \$97 million, a \$.8 million increase in the CCC component and a .09% decrease in BU.

The \$97 million increase in the RR component results from an increase of \$69.5 million when comparing the actual data for 2013 (Schedule 4, line 2, column (a)) to the full year forecast for 2013 (Schedule 4, line 1, columns (a) and (b)). There is a decrease of \$22.3 million in the 2014 forecast. An increase of \$49.8 million (Schedule 4, line 2, column (c)) less Schedule 4, line 1, column (c) is related to the change in the Annual True-Up portion of the RR component.

The increase in the 2013 actual RR component of \$69.5 million compared to the full year forecast for 2013 is primarily driven by the recovery of approximately \$40 million of the 2013 calendar year RSS costs incurred under the NRG contract ("RSS costs") (Work paper 9A line 13) as well as the \$22 million billing adjustment (Work paper 16 page 1 line 19). The billing

---

<sup>12</sup> *National Grid USA*, 147 FERC ¶ 61,188 (2014).

adjustment reflects both the recovery of the 2012 RSS costs and the difference between the rate derived in the 2013 Annual Update filing and the 2012 rate billed for the period July through September 2013.

The \$22 million forecast component of the RR is driven primarily by the adjustment to remove the 2013 RSS costs (Schedule 2 line 14) from the 2014 full year forecast. RSS costs are reflected only in the annual true up component of the RR in the Annual Update filing.

The increase in the annual true up is primarily driven by the recovery of the RSS costs offset by a reduction in the true up for the billing units.

Under the terms of the 2010 Stipulation, National Grid agreed to evaluate whether a change to the TSC Settlement rate is warranted due to an ongoing NYPSC investigation and audit concerning allocation of service costs among the National Grid companies.<sup>13</sup> On February 17, 2011, the NYPSC approved the selection of Overland Consulting (Overland) to conduct the audit. Overland completed Part One of its audit and, on October 12, 2012, submitted to Staff a report titled "Investigation and Audit of National Grid's Affiliate Cost Allocations, Policies and Procedures" (the Final Report). The Final Report contained ten recommendations concerning National Grid's Accounting Systems and Controls. In addition to the recommendations for improving National Grid's controls, Overland proposed, *inter alia*, cost adjustments for the NYPSC to consider for the Company. In January 2013, the NYSPC issued an order commencing settlement proceedings to determine the proper level of adjustments, if any, that should be made to the rates and/or earnings of the Company. Settlement negotiations resulted in a Joint Proposal by Staff and National Grid which recommended that no adjustments be made to Niagara Mohawk's books or financial records as a result of the audit. On September 3, 2014, the NYPSC issued an Order Adopting Terms of Joint Proposal.

As the result of the FERC audit described in the 2010 Stipulation, National Grid implemented a new policy whereby labor and associated benefit costs for Expats, up to an equivalent market reference point, and business related expenses will be charged to customers. Other Expat program costs will be borne by National Grid's shareholders. As part of the 2012 Annual Update, the Company included a one-time adjustment to apply this policy retrospectively, including interest, which resulted in a credit adjustment of approximately \$1.417 million to the RR component.

In accordance with the terms of the 2009 Settlement, a copy of the Annual Update has been posted on the NYISO Internet website and may be found at the following URL address:

[http://www.nyiso.com/public/markets\\_operations/market\\_data/miscellaneous/index.jsp?docs=national-grid-tsc-materials](http://www.nyiso.com/public/markets_operations/market_data/miscellaneous/index.jsp?docs=national-grid-tsc-materials).

---

<sup>13</sup> See 2010 Stipulation, Paragraphs 15 and 16 (f).

### **III. Notice of Annual Meeting**

In accordance with Attachment H, Section 14.1.9.4.2.2 of the NYISO OATT, National Grid will hold an annual meeting to present and explain the Annual Update and respond to any questions. This meeting is open to all Interested Parties. This filing serves as notice that the meeting will be held on December 15, 2014 starting at 10:00 a.m. at the National Grid offices at One MetroTech Center, Brooklyn, NY, 11201, Conference Room 2-04A – 2nd. We request that any persons planning to attend the meeting notify Jessica Vongsa of their intent to attend by E-mailing Jessica at the following address: Jessica.Vongsa@nationalgrid.com.

### **IV. Attachments and Additional Supporting Information**

The following supporting information has been provided and is enclosed herewith:

- This Transmittal Letter;
- Attachment A – Calculation of the Annual Update, in a workable Excel file, including schedules and workpapers, calculated in accordance with Attachment E to the 2009 Settlement;
- Attachment B – Monthly Transmission Owner Load (TOL) for the 12 months of December 2012 through November 2013 in PDF format, redacted to protect the confidentiality of each entity pursuant to Attachment H, Section 14.1.9.4.1.3.2 of the NYISO OATT. The summary TOL data in a workable Excel file are provided as Workpaper 13 to Attachment A.;
- Attachment C – A statement of Material Accounting Changes pursuant to Attachment H, Section 14.1.9.4.1.3.3 of the NYISO OATT;
- Attachment D – A statement providing a description of, and workpapers for, any correction of any error affecting the calculation of charges under the Formula Rate during a prior year, pursuant to Attachment H, Section 14.1.9.4.1.3.8 of the NYISO OATT; and
- Attachment E – a list of the email addresses of Interested Parties upon which this Annual Update was served.

Thank you for your attention to this matter. Please contact me if you have any questions concerning this informational filing.

Respectfully submitted,

/s/ Patrick J. Tarmey

Patrick J. Tarmey, Esq.  
Senior Counsel  
c/o National Grid  
40 Sylvan Road  
Waltham, MA 02451  
(781) 907-2190  
[Patrick.tarmey@nationalgrid.com](mailto:Patrick.tarmey@nationalgrid.com)

On behalf of National Grid

Attachments

Cc: James G. Holodak Jr., National Grid  
Terry Schwennesen, National Grid  
Theresa Guleksen, National Grid  
William Malee, National Grid  
Tiffany Forsyth, National Grid  
Mary Cammarata, National Grid  
Jessica Vongsa, National Grid



**2014 UPDATE**  
2013 Data

**Table of Contents**

**Attachment 1 to Attachment H**

**Schedules**

Historical Transmission Revenue Requirement	Schedule 1
Forecasted Transmission Revenue Requirement	Schedule 2
Annual True-up with Interest Calculation	Schedule 3
Year to Year Comparison	Schedule 4
Allocators	Schedule 5
Transmission Investment Base (Part 1 of 2)	Schedule 6 Page 1 of 2
Transmission Investment Base (Part 1 of 2)	Schedule 6 Page 2 of 2
Transmission Investment Base (Part 2 of 2)	Schedule 7
Capital Structure	Schedule 8
Expenses	Schedule 9
Other	Schedule 10
System Dispatch Expense - Component CCC	Schedule 11
Billing Units - Component BU	Schedule 12

**Informational Filing - Workpapers**

Meters	Workpaper 1
Deferred Taxes	Workpaper 2
Employee Pensions and Benefits	Workpaper 3 Page 1 of 4
FAS 87	Workpaper 3 Page 2 of 4
FAS 106	Workpaper 3 Page 3 of 4
Transparency worksheet	Workpaper 3 Page 4 of 4
Bad Debt Expense	Workpaper 4
Revenue Credits	Workpaper 5
Debt Cost	Workpaper 6
Rents	Workpaper 7
Forecasted Plant	Workpaper 8
Mid Year Trend Adjustment	Workpaper 9
Schedule of RSS costs	Workpaper 9A
Plant Held for Future Use	Workpaper 10
Environmental Expense	Workpaper 11
Research and Development Expense	Workpaper 12
BU Workpaper	Workpaper 13 Page 1 of 2
BU Workpaper	Workpaper 13 Page 2 of 2
BU Reconcile	Workpaper 14
NYPSC §18-a Assessments	Workpaper 15
Billing Adjustment	Workpaper 16 Page 1 of 8
Billing Adjustment	Workpaper 16 Page 2 of 8
Billing Adjustment	Workpaper 16 Page 3 of 8
Billing Adjustment	Workpaper 16 Page 4 of 8
Billing Adjustment	Workpaper 16 Page 5 of 8
Billing Adjustment	Workpaper 16 Page 6 of 8
Billing Adjustment	Workpaper 16 Page 7 of 8
Billing Adjustment	Workpaper 16 Page 8 of 8

Niagara Mohawk Power Corporation  
 Calculation of RR Pursuant to Attachment H, Section 14.1.9.2

Attachment 1  
 Schedule 1

Shading denotes an input

2013

**Calculation of RR**

14.1.9.2 The RR component shall equal the (a) Historical Transmission Revenue Requirement plus (b) the Forecasted Transmission Revenue Requirement plus (c) the Annual True-Up, determined in accordance with the formula below.

**Historical Transmission Revenue Requirement (Historical TRR)**

Line No.		Reference Section:	2013	
1	<b>Historical Transmission Revenue Requirement (Historical TRR)</b>			
2				
3	14.1.9.2 (a) Historical TRR shall equal the sum of NMPC's (A) Return and Associated Income Taxes, (B) Transmission Related Depreciation			
4	Expense, (C) Transmission Related Real Estate Tax Expense, (D) Transmission Related Amortization of Investment Tax Credits,			
5	(E) Transmission Operation and Maintenance Expense, (F) Transmission Related Administrative and General Expenses,			
6	(G) Transmission Related Payroll Tax Expense, (H) Billing Adjustments, and (I) Transmission Related Bad Debt Expense less (J) Revenue			
7	Credits, and (K) Transmission Rents, all determined for the most recently ended calendar year as of the beginning of the update year.			
8				
9				
10	Return and Associated Income Taxes	(A)	\$159,139,390	Schedule 8, line 64
11	Transmission-Related Depreciation Expense	(B)	\$44,609,743	Schedule 9, Line 6, column 5
12	Transmission-Related Real Estate Taxes	(C)	\$43,793,432	Schedule 9, Line 12, column 5
13	Transmission - Related Investment Tax Credit	(D)	(\$462,146)	Schedule 9, Line 16, column 5 times minus 1
14	Transmission Operation & Maintenance Expense	(E)	\$99,794,837	Schedule 9, Line 23, column 5
15	Transmission Related Administrative & General Expense	(F)	\$54,937,210	Schedule 9, Line 39, column 5
16	Transmission Related Payroll Tax Expense	(G)	\$2,542,365	Schedule 9, Line 45, column 5
17	Sub-Total (sum of Lines 10 - Line 16)		\$404,354,830	
18				
19	Billing Adjustments	(H)	\$22,251,386	Schedule 10, Line 1
20	Bad Debt Expenses	(I)	\$0	Schedule 10, Line 4
21	Revenue Credits	(J)	(\$48,508,355)	Schedule 10, Line 7
22	Transmission Rents	(K)	(\$1,403,559)	Schedule 10, Line 14
23				
24	Total Historical Transmission Revenue Requirement (Sum of Line 17 - Line 22)		\$376,694,302	

Niagara Mohawk Power Corporation  
 Forecasted Transmission Revenue Requirement  
 Attachment H, Section 14.1.9.2

Attachment 1  
 Schedule 2

Shading denotes an input

2014

Line No.	Period	Reference	Source
1	14.1.9.2 (b)	<b>FORECASTED TRANSMISSION REVENUE REQUIREMENTS</b>	
2		Forecasted TRR shall equal (1) the Forecasted Transmission Plant Additions (FTPA) multiplied by the Annual FTRRF, plus (2) the Mid-Year Trend	
3		Adjustment (MYTA), plus (3) the Tax Rate Adjustment (TRA), as shown in the following formula:	
4			
5		Forecasted TRR = (FTPA * FTRRF) + MYTA + TRA	
6			
7			
8			
9			
10	(1)	Forecasted Transmission Plant Additions (FTPA)	Workpaper 8, Section I, Line 16
11		Annual Transmission Revenue Requirement Factor (FTRRF)	Line 35
12		Sub-Total (Lines 10*11)	
13		Plus Mid-Year Trend Adjustment (2) (MYTA)	
14		Less Impact of Transmission Support Payments on Historical Transmission Revenue Requirement	Workpaper 9, line 31, variance column
15		Forecasted Transmission Revenue Requirement (Line 12 + Line 13-Line 14)	Workpaper 9A
16	(2)	<b>MID YEAR TREND ADJUSTMENT (MYTA)</b>	
17		The Mid-Year Trend Adjustment shall be the difference, whether positive or negative, between	
18		i) the Historical TRR Component (E) excluding Transmission Support Payments, based on actual data for the first three months of the Forecast Period,	
19		and (ii) the Historical TRR Component (E) excluding Transmission Support Payments, based on data for the first three months of the year prior to the Forecast Period.	
20			
21	(3)	<b>The Tax Rate Adjustment (TRA)</b>	
22		The Tax Rate Adjustment shall be the amount, if any, required to adjust Historical TRR Component (A) for any change in the Federal Income Tax Rate	
23		and/or the State Income Tax Rate that takes effect during the first five months of the Forecast Period.	
24			
25	14.1.9.2 (c)	<b>ANNUAL TRANSMISSION REVENUE REQUIREMENT FACTOR</b>	
26		The Annual Forecast Transmission Revenue Requirement Factor (Annual FTRRF) shall equal the sum of Historical TRR components (A) through (C),	
27		divided by the year-end balance of Transmission Plant in Service determined in accordance with Section 14.1.9.2 (a), component (A)1(a).	
28			
29			
30		Investment Return and Income Taxes (A)	Schedule 1, Line 10
31		Depreciation Expense (B)	Schedule 1, Line 11
32		Property Tax Expense (C)	Schedule 1, Line 12
33		Total Expenses (Lines 30 thru 32)	
34		Transmission Plant (a)	Schedule 6, Page 1, Line 12
35		Annual Transmission Revenue Requirement Factor (Lines 33/ Line 34)	

Shading denotes an input

2013

Line No.				Source:						
1										
2	14.1.9.2	The Annual True-Up (ATU) shall equal (1) the difference between the Actual Transmission Revenue Requirement and the Prior Year								
3		Transmission Revenue Requirement, plus (2) the difference between the Actual Scheduling, System Control and Dispatch costs								
4		and Prior Year Scheduling, System Control and Dispatch costs, less (3) the difference between the Actual Billing Units and the Prior Year								
5		Billing Units multiplied by the Prior Year Unit Rate, plus (4) Interest on the net differences.								
6										
7	(1)	Revenue Requirement (RR) of rate effective July 1 of prior year	\$326,871,852					Schedule 4, Line 1, Col (d)		
8		Less: Annual True-up (ATU) from rate effective July 1 of prior year	\$19,712,481					Schedule 4, Line 1, Col (c)		
9		Prior Year Transmission Revenue Requirement	\$307,159,371					Line 7 - Line 8		
10										
11		Actual Transmission Revenue Requirement	\$376,694,302					Schedule 4, Line 2, Col (a)		
12		Difference	\$69,534,931					Line 11 - Line 9		
13										
14	(2)	Prior Year Scheduling, System Control and Dispatch costs (CCC)	\$5,757,960					Schedule 4, Line 1, Col (e)		
15		Actual Scheduling, System Control and Dispatch costs (CCC)	\$6,582,126					Schedule 4, Line 2, Col (e)		
16		Difference	\$824,166					Line 15 - Line 14		
17										
18	(3)	Prior Year Billing Units (MWH)	36,912,388					Schedule 4, Line 1, Col (f)		
19		Actual Billing Units	37,144,872					Schedule 4, Line 2, Col (f)		
20		Difference	(232,484)					Line 18 - Line 19		
21		Prior Year Indicative Rate	8.96					Schedule 4, Line 1, Col (g)		
22		Billing Unit True-Up	(\$2,083,784)					Line 20 * Line 21		
23										
24		Total Annual True-Up before Interest	\$68,275,313					(Line 12 + Line 16 + Line 22)		
25										
26		Total Annual True-Up before Interest	\$68,275,313					(Line 24 + Line 25)		
27										
28		Six Month True Up	\$0							
29										
30		Total True Up	\$68,275,313							
31										
32	(4)	Interest	\$1,206,660					Line 59		
33										
34		Annual True-up RR Component	\$69,481,973					(Line 24 + Line 26)		
35										
36		<b>Interest Calculation per 18 CFR Section 35.19a</b>								
37		(1)	(2)	(3)	(4)	(5)	(6)	(7)	(8)	(9)
38	Quarters	Annual Interest Rate	Accrued Prin & Int. @ Beg Of Period	Monthly (Over)/Under Recovery	Days in Period	Period Days	Multiplier	Accrued Prin & Int. @ End Of Period	Accrued Int. @ End Of Period	
39										
40										
41										
42	3rd QTR '13	3.25%	0		92	92	1.0082	\$0	\$0	
43	July	3.25%		5,689,609	31	92	1.0082	\$5,736,264	\$46,655	
44	August	3.25%		5,689,609	31	61	1.0054	\$5,720,333	\$30,724	
45	September	3.25%		5,689,609	30	30	1.0027	\$5,704,971	\$15,362	
46										
47	4th QTR '13	3.25%	17,161,569		92	92	1.0082	\$17,302,294	\$140,725	
48	October	3.25%		5,689,609	31	92	1.0082	\$5,736,264	\$46,655	
49	November	3.25%		5,689,609	30	61	1.0054	\$5,720,333	\$30,724	
50	December	3.25%		5,689,609	31	31	1.0028	\$5,705,540	\$15,931	
51										
52	1st QTR '14	3.25%	34,464,432		90	90	1.0080	\$34,740,147	\$275,715	
53	January	3.25%		5,689,609	31	90	1.0080	\$5,735,126	\$45,517	
54	February	3.25%		5,689,609	28	59	1.0053	\$5,719,764	\$30,155	
55	March	3.25%		5,689,609	31	31	1.0028	\$5,705,540	\$15,931	
56										
57	2nd QTR '14	3.25%	51,900,578		91	91	1.0081	\$52,320,973	\$420,395	
58	April	3.25%		5,689,609	30	91	1.0081	\$5,735,695	\$46,086	
59	May	3.25%		5,689,609	31	61	1.0054	\$5,720,333	\$30,724	
	June	3.25%		5,689,609	30	30	1.0027	\$5,704,971	\$15,362	
	Total (Over)/Under Recovery			\$68,275,313 (line 26)					\$1,206,660	

Niagara Mohawk Power Corporation Wholesale TSC Calculation Information

Attachment 1  
Schedule 4

Shading denotes an input

Line No.	Description	(a) Historical Transmission Revenue Requirement (Historical TRR)	(b) Forecasted Transmission Revenue Requirement	(c) Annual True Up	(d) Revenue Requirement (RR)	(e) Scheduling System Control and Dispatch Costs (CCC)	(f) Annual Billing Units (BU) MWh	(g) Rate \$/MWh (*)
1	Current Year Rates Effective July 1, 2013	314,925,862	(7,766,491)	19,712,481	326,871,852	5,757,960	37,110,982	8.96311
2	Current Year Rates Effective July 1, 2014	376,694,302	(22,290,879)	\$69,481,973	423,885,396	6,582,126	37,144,872	11.58888
3	Increase/(Decrease)				97,013,545	824,166	33,891	2.63
4	Percentage Increase/(Decrease)							29%
1.)	Information directly from Niagara Mohawk Prior Year Informational Filing.							
2.)								
(a)	Schedule 1, Line 24							
(b)	Schedule 2, Line 14							
(c)	Schedule 3, Line 30							
(d)	Attachment H, Section 14.1.9.2 The RR Component shall equal Col (a) Historical Transmission Revenue Requirement plus (b) the Forecasted Transmission Revenue Requirement which shall exclude Transmission Support Payments, plus Col (c) the Annual True-Up							
(e)	Schedule 11 - Annual Scheduling, System Control and Dispatch Costs. (i.e. the Transmission Component of control center costs) as recorded in FERC Account 561 and its associated sub-accounts from the prior calendar year excluding any NY Independent System Operating (NYISO) system control and load dispatch expenses already recovered under Schedule 1 of the NYISO Tariff.							
(f)	Schedule 12 - Billing Units shall be the total Niagara Mohawk load as reported to the NYISO for the calendar year prior to the Forecast Period, including the load for customers taking service under Niagara Mohawk's TSC rate. The total Niagara Mohawk load will be adjusted to exclude (i) load associated with wholesale transactions being revenue credited through the WR, CRR, SR, ECR, and Reserved components of Attachment H of the NYISO TSC rate including Niagara Mohawk's external sales, load associated with grandfathered OATT agreements, and any load related to pre-OATT grandfathered agreements; (ii) load associated with transactions being revenue credited under Historical TRR Component J; and (iii) load associated with netted station service.							
(g)	(Col (d) + Col (e)) / Col (f)							
(*)	The rate column represents the unit rate prior to adjustments; the actual rate will be determined pursuant to the applicable TSC formula rate.							

Niagara Mohawk Power Corporation  
Allocation Factors - As calculated pursuant to Section 14.1.9.1

Attachment 1  
Schedule 5

Shading denotes an input		2013		
Line No.	Description	Amount	Source	Definition
1	14.1.9.1 1. <u>Electric Wages and Salaries Factor</u>	83.5000%		Fixed per settlement
2				
3	14.1.9.1 3. <u>Transmission Wages and Salaries Allocation Factor</u>	13.0000%		Fixed per settlement
4				
5				
6				
7				
8	14.1.9.1 2. <u>Gross Transmission Plant Allocation Factor</u>			
9	Transmission Plant in Service	\$2,246,199,966	Schedule 6, Page 2, Line 3, Col 5	Gross Transmission Plant Allocation Factor shall equal the total investment in Transmission Plant in Service, Transmission Related Electric General Plant, Transmission Related Common Plant and Transmission Related Intangible Plant divided by Total Electric Plant plus Electric Common Plant.
10	Plus: Transmission Related General	\$40,541,912	Schedule 6, Page 2, Line 5, Col 5	
11	Plus: Transmission Related Common	\$36,178,518	Schedule 6, Page 2, Line 10, Col 5	
12	Plus: Transmission Related Intangible Plant	\$826,511	Schedule 6, Page 2, Line 15, Col 5	
13	Gross Transmission Investment	\$2,323,746,907	Sum of Lines 9 - 13	
14				
15	Total Electric Plant	\$7,618,513,062	FF1 207.104	
16	Plus: Electric Common	\$278,296,290	Schedule 6, Page 2, Line 10, Col 3	
17	Gross Electric Plant in Service	\$7,896,809,352	Line 15 + Line 16	
18				
19	<b>Percent Allocation</b>	<b>29.43%</b>	Line 13 / Line 17	
20				
21	14.1.9.1 4. <u>Gross Electric Plant Allocation Factor</u>			
22				
23	Total Electric Plant in Service	\$7,618,513,062	Line 15	Gross Electric Plant Allocation Factor shall equal Gross Electric Plant divided by the sum of Total Gas Plant, Total Electric Plant, and Total Common Plant
24	Plus: Electric Common Plant	\$278,296,290	Schedule 6, Page 2, Line 10, Col 3	
25	Gross Electric Plant in Service	\$7,896,809,352	Line 23 + Line 24	
26				
27	Total Gas Plant in Service	\$1,982,207,657	FF1 201.8d	
28	Total Electric Plant in Service	\$7,618,513,062	Line 15	
29	Total Common Plant in Service	\$333,288,970	Schedule 6, Page 2, Line 10, Col 1	
30	Gross Plant in Service (Gas & Electric)	\$9,934,009,689	Sum of Lines 27-Lines 29	
31				
32	<b>Percent Allocation</b>	<b>79.49%</b>	Line 25 / Line 30	

Niagara Mohawk Power Corporation  
Annual Revenue Requirements of Transmission Facilities  
Transmission Investment Base (Part 1 of 2)  
Attachment H, section 14.1.9.2

Line No.	Description	Reference Section:	2013	Reference
1	14.1.9.2 (a) <u>Transmission Investment Base</u>			
2				
3	A.1. Transmission Investment Base shall be defined as (a) Transmission Plant in Service, plus (b) Transmission Related Electric General Plant, plus			
4	(c) Transmission Related Common Plant, plus (d) Transmission Related Intangible Plant, plus (e) Transmission Related Plant Held for Future Use, less			
5	(f) Transmission Related Depreciation Reserve, less (g) Transmission Related Accumulated Deferred Taxes, plus (h) Transmission Related			
6	Regulatory Assets net of Regulatory Liabilities, plus (i) Transmission Related Prepayments, plus (j) Transmission Related Materials and Supplies,			
7	plus (k) Transmission Related Cash Working Capital.			
8				
9				
10				
11				
12	Transmission Plant in Service	(a)	\$2,246,199,966	Schedule 6, page 2, line 3, column 5
13	General Plant	(b)	\$40,541,912	Schedule 6, page 2, line 5, column 5
14	Common Plant	(c)	\$36,178,518	Schedule 6, page 2, line 10, column 5
15	Intangible Plant	(d)	\$826,511	Schedule 6, page 2, line 15, column 5
16	Plant Held For Future Use	(e)	\$0	Schedule 6, page 2, line 19, column 5
17	Total Plant (Sum of Line 12 - Line 16)		\$2,323,746,907	
18				
19	Accumulated Depreciation	(f)	(\$586,005,017)	Schedule 6, page 2, line 29, column 5
20	Accumulated Deferred Income Taxes	(g)	(\$419,542,044)	Schedule 7, line 6, column 5
21	Other Regulatory Assets	(h)	\$22,597,088	Schedule 7, line 11, column 5
22	Net Investment (Sum of Line 17 -Line 21)		\$1,340,796,934	
23				
24	Prepayments	(i)	\$6,268,114	Schedule 7, line 15, column 5
25	Materials & Supplies	(j)	\$11,269,422	Schedule 7, line 21, column 5
26	Cash Working Capital	(k)	\$12,474,355	Schedule 7, line 28, column 5
27				
28	Total Investment Base (Sum of Line 22 - Line 26)		\$1,370,808,825	

Shading denotes an input

Line No.	2013					FERC Form 1/PSC Report Reference for col (1)	Definition
	(1) Total	(2) Allocation Factor	(3) = (1)*(2) Electric Allocated	(4) Allocation Factor	(5) = (3)*(4) Transmission Allocated		
1					\$2,246,104,470	FF1 207.58g	14.1.9.2(a)A.1.(a) Transmission Plant in Service shall equal the balance of total investment in Transmission Plant plus Wholesale Metering Investment
2					\$95,496	Workpaper 1	
3					\$2,246,199,966		
4							
5	\$311,860,858	100.00%	\$311,860,858	13.00% (c)	\$40,541,912	FF1 207.99g	14.1.9.2(a)A.1.(b) Transmission Related Electric General Plant shall equal the balance of investment in Electric General Plant multiplied by the Transmission Wages and Salaries Allocation Factor
6							
7							
8							
9							
10	\$333,288,970	83.50% (a)	\$278,296,290	13.00% (c)	\$36,178,518	FF1 201. 8h	14.1.9.2(a)A.1.(c) Transmission Related Common Plant shall equal Common Plant multiplied by the Electric Wages and Salaries Allocation Factor and further multiplied by the Transmission Wages and Salaries Allocation Factor.
11							
12							
13							
14							
15	\$6,357,778	100.00%	6,357,778	13.00% (c)	\$826,511	FF1 205.5g	14.1.9.2(a)A.1.(d) Transmission Related Intangible Plant shall equal Intangible Electric Plant multiplied by the Transmission Wages and Salaries Allocation Factor.
16							
17							
18							
19	\$0				\$0	Workpaper 10	14.1.9.2(a)A.1.(e) Transmission Related Plant Held for Future Use shall equal the balance in Plant Held for Future Use associated with property planned to be used for transmission service within five years
20							
21							
22							
23							
24	(\$547,630,605)				(\$547,630,605)	FF1 219.25b	14.1.9.2(a)A.1.(f) Transmission Related Depreciation Reserve shall equal the balance of: (i) Transmission Depreciation Reserve, plus (ii) the product of Electric General Plant Depreciation Reserve multiplied by the Transmission Wages and Salaries Allocation Factor, plus (iii) the product of Common Plant Depreciation Reserve multiplied by the Electric Wages and Salaries Allocation Factor and further multiplied by the Transmission Wages and Salaries Allocation Factor plus (iv) the product of Intangible Electric Plant Depreciation Reserve multiplied by the Transmission Wages and Salaries Allocation Factor plus (v) depreciation reserve associated with the Wholesale Metering Investment
25	(\$188,650,588)	100.00%	(\$188,650,588)	13.00% (c)	(\$24,524,576)	FF1 219.28b	
26	(\$123,619,467)	83.50% (a)	(\$103,222,255)	13.00% (c)	(\$13,418,893)	FF1 356.1 End of Year Balance	
27	(\$3,093,410)	100.00%	(\$3,093,410)	13.00% (c)	(\$402,143)	FF1 200.21c	
28	(\$28,799)				(\$28,799)	Workpaper 1	
29					(\$586,005,017)		

Allocation Factor Reference  
(a) Schedule 5, line 1  
(b) Schedule 5, line 32 - not used on this Schedule  
(c) Schedule 5, line 3  
(d) Schedule 5, line 19 - not used on this Schedule



Niagara Mohawk Power Corporation  
Annual Revenue Requirements of Transmission Facilities  
Transmission Investment Base ( Part 2 of 2)  
Attachment H Section 14.1.9.2 (a) A. 1.

Attachment 1  
Schedule 7

Shading denotes an input

		2013						
Line No.		(1) Total	(2) Allocation Factor	(3) = (1)*(2) Electric Allocated	(4) Allocation Factor	(5) = (3)*(4) Transmission Allocated	FERC Form 1/PSC Report Reference for col (1)	Definition
1	<u>Transmission Accumulated Deferred Taxes</u>							
2	Accumulated Deferred Taxes (281-282)	(\$1,546,115,952)	100.00%	(\$1,546,115,952)	29.43% (d)	(\$454,966,304)	FF1 275.2k	14.1.9.2(a)A.1.(g) Transmission Related Accumulated Deferred Income Taxes
3	Accumulated Deferred Taxes (283)	(\$320,970,941)	100.00%	(\$320,970,941)	29.43% (d)	(\$94,450,201)	Workpaper 2, Line 5	shall equal the electric balance of Total Accumulated Deferred
4	Accumulated Deferred Taxes (190)	\$459,749,280	100.00%	\$459,749,280	29.43% (d)	\$135,287,674	FF1 234.8c	Income Taxes (FERC Accounts 190, 255,281, 282, and 283 net of
5	Accumulated Deferred Inv. Tax Cr (255)	(\$18,395,769)	100.00%	(\$18,395,769)	29.43% (d)	(\$5,413,213)	FF1 267.8(h)	stranded costs), multiplied by the Gross Transmission Plant
6	Total (Sum of line 2 - Line 5)			(\$1,425,733,382)		(\$419,542,044)		Allocation Factor.
7								
8	<u>Other Regulatory Assets</u>							
9	FAS 109 (Asset Account 182.3)	\$124,303,694	100.00%	\$124,303,694	29.43% (d)	\$36,578,105	FF1 232 Lines 2, 20, 25, 32	14.1.9.2(a)A.1.(h) Transmission Related Regulatory Assets shall be Regulatory
10	FAS 109 ( Liability Account 254 )	(\$47,511,813)	100.00%	(\$47,511,813)	29.43% (d)	(\$13,981,017)	FF1 278 Lines 1 & 34(f)	Assets net of Regulatory Liabilities multiplied by the Gross
11	Total (line 9 + Line 10)	\$76,791,881		\$76,791,881		\$22,597,088		Transmission Plant Allocation Factor.
12								
13	<u>Transmission Prepayments</u>	\$26,796,167					FF1 111.57c	14.1.9.2(a)A.1.(i) Transmission Related Prepayments shall be the product of
14	Less: Prepaid State and Federal Income Tax	\$0					FF1 263 Lines 2 & 9h	Prepayments excluding Federal and State taxes multiplied by
15	Total Prepayments	\$26,796,167	79.49% (b)	\$21,300,988	29.43% (d)	\$6,268,114		the Gross Electric Plant Allocation Factor and further
16								multiplied by the Gross Transmission Plant Allocation Factor.
17								
18	<u>Transmission Material and Supplies</u>							14.1.9.2(a)A.1.(j) Transmission Related Materials and Supplies shall equal: (i)
19	Transmission Specific O&M Materials and Supplies	\$4,178,745				\$4,178,745	FF1 227.8c	the balance of Materials and Supplies assigned to
20	Construction Materials and Supplies	\$30,312,618	79.49% (b)	\$24,096,309	29.43% (d)	\$7,090,677	FF1 227.5c	Transmission plus (ii) the product of Material and Supplies
21	Total (Line 19 + Line 20)					\$11,269,422		assigned to Construction multiplied by the Gross Electric
22								Plant Allocation Factor and further multiplied by Gross
23								Transmission Plant Allocation Factor
24								
25	<u>Cash Working Capital</u>							14.1.9.2(a)A.1.(k) Transmission Related Cash Working Capital shall be an
26	Operation & Maintenance Expense					\$99,794,837	Schedule 9, Line 23	allowance equal to the product of: (i) 12.5% (45 days/360 days = 12.5%)
27						0,1250	x 45 / 360	multiplied by (ii) Transmission Operation and Maintenance Expense
28	Total (line 26 * line 27)					\$12,474,355		

Allocation Factor Reference

- (a) Schedule 5, line 1 - not used on this Schedule
- (b) Schedule 5, line 32
- (c) Schedule 5, line 3 - not used on this Schedule
- (d) Schedule 5, line 19

Niagara Mohawk Power Corporation  
 Annual Revenue Requirements of Transmission Facilities  
 Cost of Capital Rate

Shading denotes an input

2013

Line

No

1 The Cost of Capital Rate shall equal the proposed Weighted Costs of Capital plus Federal Income Taxes and State Income Taxes.

2 The Weighted Costs of Capital will be calculated for the Transmission Investment Base using NMPC's actual capital structure and will equal the sum of (i), (ii), and (iii) below:

- 3
- 4 (i) the long-term debt component, which equals the product of the actual weighted average embedded cost to maturity of NMPC's long-term debt outstanding during the year and the sum of (a) the ratio of actual long-term debt to total capital at year-end; and
- 5 (b) the extent, if any, by which the ratio of NMPC's actual common equity to total capital at year end, exceeds fifty percent (50%). Long term debt shall be defined as the average of the beginning of the year and end
- 6 of the year balances of the following: long term debt less the unamortized Discounts on Long-Term Debt less the unamortized
- 7 Loss on Reacquired Debt plus Unamortized Gain on Reacquired Debt. Cost to maturity of NMPC's long-term debt shall be defined as the cost of long term debt included in the debt discount expense and any loss or gain on reacquired debt.
- 8
- 9 (ii) the preferred stock component, which equals the product of the actual weighted average embedded cost to maturity of NMPC's preferred stock then outstanding and the ratio of actual preferred stock to total capital at year-end;
- 10
- 11 (iii) the return on equity component shall be the product of the allowed return on equity of 11.5% and the ratio of NMPC's actual common equity to total capital at year-end, provided that such ratio
- 12 shall not exceed fifty percent (50%).
- 13

		CAPITALIZATION	Source:	CAPITALIZATION RATIOS	COST OF CAPITAL	WEIGHTED COST OF CAPITAL	EQUITY PORTION
17	(i)	LONG-TERM DEBT	\$2,535,830,057	Workpaper 6, Line 16b	49.56%	3.60%	1.78%
18	(ii)	PREFERRED STOCK	\$28,984,701	FF1 112.3c	0.44%	3.66%	0.02%
19	(iii)	COMMON EQUITY	\$4,048,210,262	FF1 112.16c - FF1 112.3,12,15c	50.00%	11.50%	5.75%
21		TOTAL INVESTMENT RETURN	\$6,613,025,020		100.00%	7.55%	5.77%

26 9.2.2.(b) Federal Income Tax shall be = (  $\frac{A + \left[ \frac{B}{1} \right] / C}{1} \times \frac{\text{Federal Income Tax Rate}}{\text{Federal Income Tax Rate}} \right)$

28 where A is the sum of the preferred stock component and the return on equity component, each as determined in Sections (a)(ii) and for the ROE set forth in (a)(iii) above, B is the Equity AFUDC component of Depreciation Expense for

29 Transmission Plant in Service as defined at Section 14.1.9.1.16 (FF1 117.38c), and C is the Transmission Investment Base as shown at Schedule 6, Page 1 of 2, Line 28.

32 = (  $\frac{0.0577 + \left( \frac{\$5,721,343}{\$1,370,808,825} \right) / 35\%}{1} \times 0.35 \right)$

35 = 0.0333166

38 9.2.2.(c) State Income Tax shall be = (  $\frac{A + \left[ \frac{B}{1} \right] / C}{1} + \frac{\text{Federal Income Tax}}{\text{State Income Tax Rate}} \right) \times \text{State Income Tax Rate}$

41 where A is the sum of the preferred stock component and the return on equity component as determined in (a)(ii) and (a)(iii) above, B is the Equity AFUDC component of Depreciation Expense for Transmission Plant in

42 Service as defined at Section 14.1.9.1.16 above, and C is the Transmission Investment Base as shown at Schedule 6, Page 1 of 2, Line 28.

46 = (  $\frac{0.0577 + \left( \frac{\$5,721,343}{\$1,370,808,825} \right) / 7.10\%}{1} \times 7.10\% \right)$

49 = 0.0072750

53 (a)+(b)+(c) Cost of Capital Rate = 11.61%

56 9.2(a) A. Return and Associated Income Taxes shall equal the product of the Transmission Investment Base and the Cost of Capital Rate

60	Transmission Investment Base	\$1,370,808,825	Schedule 6, page 1 of 2, Line 28
62	Cost of Capital Rate	0.1160916	Line 53
64	= Investment Return and Income Taxes	\$159,139,390	Line 60 * Line 62

Niagara Mohawk Power Corporation  
Annual Revenue Requirements of Transmission Facilities  
Transmission Expenses  
Attachment H Section 14.1.9.2

Shading denotes an input

Line No.	2013					FERC Form 1 Reference for col (1)	Definition
	(1) Total	(2) Allocation Factor	(3) = (1)*(2) Electric Allocated	(4) Allocation Factor	(5) = (3)*(4) Transmission Allocated		
<b>Depreciation Expense</b>							
1	Transmission Depreciation	\$42,136,698			\$42,136,698	FF1 336.7f	14.1.9.2.B. Transmission Related Depreciation Expense shall equal the sum of: (i) Depreciation Expense for Transmission Plant in Service, plus (ii) the product of Electric General Plant Depreciation Expense multiplied by the Transmission Wages and Salaries Allocation Factor plus (iii) Common Plant Depreciation Expense multiplied by the Electric Wages and Salaries Allocation Factor, further multiplied by the Transmission Wages and Salaries Allocation Factor plus (iv) Intangible Electric Plant Depreciation Expense multiplied by the Transmission Wages and Salaries Factor plus (v) depreciation expense associated with the Wholesale Metering Investment.
2	General Depreciation	\$6,720,133	100.0000%	\$6,720,133	\$873,617	FF1 336.10f	
3	Common Depreciation	\$14,504,826	83.5000% (a)	\$12,111,530	\$1,574,499	FF1 356.1	
4	Intangible Depreciation	\$154,662	100.0000%	\$154,662	\$20,106	FF1 336.1f	
5	Wholesale Meters				\$4,823	Workpaper 1	
6	Total (line 1+2+3+4+5)				\$44,609,743		
7							
8							
9							
10							
11							
12	Real Estate Taxes	\$148,823,601	100.0000%	\$148,823,601	\$43,793,432	FF1 263.25i	14.1.9.2.C. Transmission Related Real Estate Tax Expense shall equal the electric Real Estate Tax Expenses multiplied by the Gross Transmission Plant Allocation Factor.
13							
14							
15							
16	Amortization of Investment Tax Credits	\$1,975,674	79.4927% (b)	\$1,570,516	\$462,146	FF1 117.58c	14.1.9.2.D. Transmission Related Amortization of Investment Tax Credits shall equal the product of Amortization of Investment Tax Credits multiplied by the Gross Electric Plant Allocation Factor and further multiplied by the Gross Transmission Plant Allocation Factor
17							
18							
19							
20	<b>Transmission Operation and Maintenance</b>						
21	Operation and Maintenance	\$111,485,992			\$111,485,992	FF1 321.112b	14.1.9.2.E. Transmission Operation and Maintenance Expense shall equal the sum of electric expenses as recorded in FERC Account Nos. 560, 562-574
22	LESS: Load Dispatching - #561	\$11,691,155			\$11,691,155	FF1 321.84-92b	
23	O&M (Line 21 - Line 22)	\$99,794,837			\$99,794,837		
24							
25	<b>Transmission Administrative and General</b>						
26	Total Administrative and General	\$502,752,551					14.1.9.2.F. Transmission Related Administrative and General Expenses shall equal the product of electric Administrative and General Expenses, excluding the sum of Electric Property Insurance, Electric Research and Development Expense and Electric Environmental Remediation Expense, and 50% of the NYPSC Regulatory Expense multiplied by the Transmission Wages and Salaries Allocation Factor, plus the sum of Electric Property Insurance multiplied by the Gross Transmission Plant Allocation Factor, plus transmission-specific Electric Research and Development Expense, and transmission-specific Electric Environmental Remediation Expense. In addition, Administrative and General Expenses shall exclude the actual Post-Employment Benefits Other than Pensions ("PBOP") included in FERC Account 926, and shall add back in the amounts shown on Workpaper 3, page 1, or other amount subsequently approved by FERC under Section 205 or 206.
27	LESS: Property Insurance (#924)	\$4,267,716				FF1 323.197b FF1 323.185b	
28	LESS: Pensions and Benefits (#926)	\$157,142,730				FF1 323.187b	
29	LESS: Research and Development Expenses (#930)	\$2,171,459				Workpaper 12	
30	LESS: 50% of NY PSC Regulatory Expense	\$4,145,147				50% of Workpaper 15	
31	LESS: 18a Charges (Temporary Assessment)	\$79,016,123				Workpaper 15	
32	LESS: Environmental Remediation Expense	\$33,490,404				Workpaper 11	
33	Subtotal (Line 27-28-29-30-31-32-33)	\$222,518,972	100.0000%	\$222,518,972	\$28,927,466		
34	PLUS Property Insurance alloc. using Plant Allocator	\$4,267,716	100.0000%	\$4,267,716	\$1,255,835	Line 28	
35	PLUS Pensions and Benefits	\$188,691,095	100.0000%	\$188,691,095	\$24,529,842	Workpaper 3	
36	PLUS Transmission-Related Research and Development	\$224,067			\$224,067	Workpaper 12	
37	PLUS Transmission-Related Environmental Expense	\$0			\$0	Workpaper 11,	
38	Total A&G (Line 34+35+36+37+38)	\$415,701,850		\$415,477,783	\$54,937,210		
39							
40	<b>Payroll Tax Expense</b>						
41	Federal Unemployment	\$0				FF1 263.4i	14.1.9.2.G. Transmission Related Payroll Tax Expense shall equal the product of electric Payroll Taxes multiplied by the Transmission Wages and Salaries Allocation Factor.
42	FICA	\$19,556,651				FF1 263.3i	
43	State Unemployment	\$0				FF1 263.17i	
44	Total (Line 40+41+42)	\$19,556,651	100.0000%	\$19,556,651	\$2,542,365		

Allocation Factor Reference

- (a) Schedule 5, line 1
- (b) Schedule 5, line 32
- (c) Schedule 5, line 3
- (d) Schedule 5, line 19

Niagara Mohawk Power Corporation  
 Annual Revenue Requirements of Transmission Facilities  
 Billing Adjustments, Revenue Credits, Rental Income  
 Attachment H Section 14.1.9.2 (a)

Shading denotes an input

2013

Line No.	Description	(1) Total	Source	Definition
1	Billing Adjustments	\$22,251,386	Workpaper 16	14.1.9.2.H. Billing Adjustments shall be any adjustments made in accordance with Section 9.4(d) below. ( ) indicates a refund or a reduction to the revenue requirement on Schedule 1
2				
3				
4	Bad Debt Expense	\$0	Workpaper 4	14.1.9.2.I. Transmission Related Bad Debt Expense shall equal Bad Debt Expense as reported in Account 904 related to NMPC's wholesale transmission billing. Positive value indicates Transmission Uncollectible Expense was recorded and therefore the value will be positive on Schedule 1 and increase the revenue requirement.
5				
6				
7	Revenue Credits	(\$48,508,355)	Workpaper 5	14.1.9.2.J. Revenue Credits shall equal all Transmission revenue recorded in FERC account 456 excluding (a) any NMPC revenues already reflected in the WR, CRR, SR, ECR and Reserved components in Attachment H of the NYISO TSC rate; (b) excluding any revenues associated with expenses that have been excluded from NMPC's revenue requirement; and (c) any revenues associated with transmission service provided under this TSC rate, for which the load is reflected in the calculation of BU.
8				
9				
10				
11				
12				
13				
14	Transmission Rents	(\$1,403,559)	Workpaper 7	14.1.9.2.K. Transmission Rents shall equal all Transmission-related rental income recorded in FERC account 454.615
15				
16				
17				
18				
19				
20				
21				
22				
23				
24				
25				
26				
27				
28				
29				
30				
31				
32				
33				
34				
35				
36				
37				
38				
39				
40				

**Niagara Mohawk Power Corporation**  
**System, Control, and Load Dispatch Expenses (CCC)**  
**Attachment H, Section 14.1.9.5**

Shading denotes an input

The CCC shall equal the annual Scheduling, System Control and Dispatch Costs (i.e., the transmission component of control center costs) as recorded in FERC Account 561 and its associated sub-accounts using information from the prior calendar year, excluding NYISO system control and load dispatch expense already recovered under Schedule 1 of the NYISO Tariff.

Line No.	Scheduling and Dispatch Expenses	2013	Source
1			
2			
3	Accounts 561 Load Dispatching	\$0	FF1 321.84b
4	Accounts 561.1 Reliability	2,247,449	FF1 321.85b
5	Accounts 561.2 Monitor and Operate Transm. System	2,591,672	FF1 321.86b
6	Accounts 561.3 Transmission Service and Schedule	-	FF1 321.87b
7	Accounts 561.4 Scheduling System Control and Dispatch	4,461,272	FF1 321.88b
8	Accounts 561.5 Reliability, Planning and Standards Development	1,742,053	FF1 321.89b
9	Accounts 561.6 Transmission Service Studies	-	FF1 321.90b
10	Accounts 561.7 Generation Interconnection Studies	952	FF1 321.91b
11	Accounts 561.8 Reliability, Planning and Standards Dev. Services	647,757	FF1 321.92b
12			
13	Total Load Dispatch Expenses (sum of Lines 3 - 11)	\$11,691,155	sum lines 3 - 11
14			
15	Less Account 561 directly recovered under Schedule 1 of the NY ISO Tariff		
16			
17	Accounts 561.4 Scheduling System Control and Dispatch	\$4,461,272	Line 7
18	Accounts 561.8 Reliability, Planning and Standards Dev. Services	\$647,757	Line 11
19	Total NYISO Schedule 1	\$5,109,029	Line 17 + Line 18
20			
21	Total CCC Component	\$6,582,126	Line 13 - Line 19

Shading denotes an input

BU shall be the total Niagara Mohawk load as reported to the NYISO for the calendar billing year prior to the Forecast Period, including the load for customers taking service under Niagara Mohawk's TSC Rate. The total Niagara Mohawk load will be adjusted to exclude (i) load associated with wholesale transactions being revenue credited through the WR, CRR, SR, ECR and Reserved components of Workpaper H of the NYISO TSC rate including Niagara Mohawk's external sales, . load associated with grandfathered OATT agreements, and any load related to pre-OATT grandfathered agreements; (ii) load associated with transactions being revenue credited under Historical TRR Component J; and (iii) load associated with netted station service

Line No.			SOURCE	
1	Subzone 1	12,019,995.530	NIMO TOL (transmission owner load)	Workpaper 13
2	Subzone 2	7,151,535.967	NIMO TOL (transmission owner load)	Workpaper 13
3	Subzone 3	4,586,034.833	NIMO TOL (transmission owner load)	Workpaper 13
4	Subzone 4	10,930,496.282	NIMO TOL (transmission owner load)	Workpaper 13
5	Subzone 29	2,067,874.529	NIMO TOL (transmission owner load)	Workpaper 13
6	Subzone 31	675,580.203	NIMO TOL (transmission owner load)	Workpaper 13
7	Total NIMO Load report to NYISO	<b>37,431,517.344</b>	Sum Lines 1-6	
8	LESS: All non-retail transactions			
9	Watertown	10,855.000	FF1 page 329.10.j	
10	Disputed Station Service	193,724.107	NIMO TOL (transmission owner load)	
11	Other non-retail transactions	2,805,109.130	All other non-retail transactions (Sum of 300,000 series PTID's from TOL)	
12	Total Deductions	<b>3,009,688.237</b>	Sum Lines 9 - 11	
13	PLUS: TSC Load			
14	NYMPA Muni's, Misc. Villages, Jamestown (X1)	2,046,928.000	FF1 page 329.17.j	
15	NYPA Niagara Muni's (X2)	676,115.000	FF1 page 329.1.j	
16	Total additions	<b>2,723,043.000</b>	Sum Lines 13 -15	
17	Total Billing Units	<b>37,144,872.107</b>	Line 7 - Line 12 + Line 16	


Niagara Mohawk Power Corporation  
Wholesale Meters

Shading denotes an input

2013

Line No.		Quantity	Accumulated Cost	Avg Cost
1	A/C 37030 Large Meter Install - Bare Cost			
2	1996	1,166	\$187,298.82	
3	1997	3,499	\$611,184.89	
4	1998	1,943	\$342,748.54	
5	1999	3,208	\$543,890.44	
6	2000	2,128	\$355,922.26	
7	2001	23	\$4,081.64	
8	2002	549	\$119,407.77	
9	2003	1,924	\$424,598.99	
10	2004	9,836	\$2,445,196.05	
11	2005	2,086	\$512,694.81	
12	2006	1,749	\$1,201,589.85	
13	2007	858	\$281,095.35	
14	2008	2,019	\$623,333.32	
15	2009	768	\$363,212.76	
16	2010	3,499	\$531,057.32	
17	2011	-	\$0.00	
18	2012	1,787	\$1,506,983.41	
19	2013	1,137	\$285,885.26	
20	<b>Total</b>	<b>38,178.75</b>	<b>\$10,320,181.4800</b>	\$ 270.31
21	Net Plant Ratio (Remaining Life / Average Life) (Line 61 / Line 63)			73.65%
22	Net Bare Costs (Line 20 * Line 21)			\$ 199.08
23				
24	A/C 37035 Large Meter - Installation Cost			
25	1996	1,153	\$979,200.14	
26	1997	3,486	\$3,221,780.55	
27	1998	1,935	\$1,804,444.85	
28	1999	3,187	\$2,865,815.30	
29	2000	2,107	\$1,871,445.37	
30	2001	17	\$17,056.14	
31	2002	543	\$626,174.53	
32	2003	1,720	\$2,055,071.90	
33	2004	8,536	\$11,555,000.07	
34	2005	911	\$1,194,470.02	
35	2006	1,829	\$4,501,355.51	
36	2007	82	\$143,137.80	
37	2008	128	\$166,394.57	
38	2009	92	\$114,322.01	
39	2010	64	\$88,229.84	
40	2011	71	\$87,636.51	
41	2012	67	\$343,603.19	
42	2013	46	\$100,304.04	
43	<b>Total</b>	<b>25,974</b>	<b>\$31,735,442.34</b>	\$ 1,221.82
44	Net Plant Ratio (Remaining Life / Average Life) (Line 62 / Line 63)			69.00%
45	Net Installation Costs (Line 43 * Line 44)			\$ 843.05
46	Number of Meters			64
47	Total Gross Asset Value Meters (Line 20 * Line 46)			\$ 17,299.98
48	Estimated Depreciation Reserve (Line 49 - Line 47)			\$ (4,558.54)
49	Net Asset Value on Meters (Line 22 * Line 46)			\$ 12,741.44
50	Annual Depreciation Expense @ 20 year life or 5.05% (Line 47 * .0505)			\$ 873.65
51				
52	Total Gross Asset Value Installation (Line 43 * Line 46)			\$ 78,196.21
53	Estimated Depreciation Reserve (Line 54 - Line 52)			\$ (24,240.82)
54	Net Asset Value on Meters (Line 45 * Line 46)			\$ 53,955.38
55	Annual Depreciation Expense @ 20 year life or 5.05% (Line 52 * .0505)			\$ 3,948.91
56				
57	Total Gross Asset Value Meters & Installation (Line 47 + Line 52)			\$ 95,496.19
58	Depreciation Reserve Meters & Installation (Line 48 + Line 53)			\$ (28,799.37)
59	Total Depreciation Expense Meters and Installation (Line 50 + Line 55)			\$ 4,822.56
60				
61	Large Meter Bare Cost Remaining Life	FERC Form 1 page 337.1 line 15 col (g)		14.73
62	Large Meter Installation Cost Remaining Life	FERC Form 1 page 337.1 line 16 col (g)		13.80
63	Large Meter Average Life	FERC Form 1 page 337.1 lines 15, 16 col (c)		20.00


Niagara Mohawk Power Corporation  
 FERC Account 283 - Accumulated Deferred Income Taxes

 Shading denotes an input

Line No.	Account	Source	2013
1	Total Acct 283	FF1 277.9k	(320,970,941)
2	Excluding:		
3	Merger Rate Plan Stranded Cost	FF1 277.3 Col b + c - d + j	-
4	State: Merger Rate Plan Stranded Cost	FF1 277	-
5	<b>TOTAL ACCOUNT 283</b>		<b>(320,970,941)</b>



Niagara Mohawk  
**Total Account 926 - Employee Pensions & Benefits Expense**

 Shading denotes an input

Line No.	Section I	Source:	2013
1	Employee Pensions & Benefits	FF1 pg 323.187	157,142,730
2	Plus: Deferred FAS087 Pension Costs	Workpaper 3, Page 2	(6,298,935)
3	Total Employee Pension & Benefits	Line 1 + Line 2	150,843,795
4			
5	Less: Actual FAS106 Expense in Account 926	Workpaper 3, Page 3	50,796,700
6	Plus: Fixed FAS106 per Docket ER08-552	Fixed Amount **	88,644,000
7			
8	<b>Total Account 926</b>	Line 3 + Line 5+ Line 6	<b>188,691,095</b>

\*\* FERC Docket No. ER08-552, Workpaper Statement BK Page 7, Page 2 of 3

Niagara Mohawk  
 Total Electric Account #926 - Employee Pensions and Benefits  
 Deferred FAS 087 Pension Costs - Calendar Year 2013  
 Workpaper 3, Page 1, Line 2

Shading denotes an input

2013

Pension Expense	Month	Account	Journal	Amount
FAS087	January	U2540583	6264A - 5210	\$723,936
FAS087	February	U2540583	6264A - 5210	\$6,751,362
FAS087	March	U2540583	6264A - 5210	(\$1,057,242)
FAS087	April	U2540583	6264A - 5210	0
FAS087	May	U2540583	6264A - 5210	(\$46,732)
FAS087	June	U2540583	6264A - 5210	\$1,035,765
FAS087	July	U2540583	6264A - 5210	(\$28,781)
FAS087	August	U2540583	6264A - 5210	\$644,925
FAS087	September	U2540583	6264A - 5210	\$308,875
FAS087	October	U2540583	6264A - 5210	(\$1,776,631)
FAS087	November	U2540583	6264A - 5210	(\$981,406)
FAS087	December	U2540583	6264A - 5210	\$724,863
				<b>\$ 6,298,935</b>

**Source:**

Query  
 SAP ECC  
 Company Niagara Mohawk  
 Company 5210  
 Account U2540583  
 Journal 6264A - 5210

Niagara Mohawk Power Corporation  
 Total Electric Account #926 - Employee Pensions and Benefits  
 FAS 106 Expense - Calendar Year 2013  
 Workpaper 3, Page 1, Line 5

Workpaper 3  
 Page 3 of 4

Regulatory Acct	Regulatory Acct Descr	Expense Type	Month	Electric Total
926000	Employee Pensions & Benefits	B01	January	\$ 10,413,762
			February	15,234,935
			March	2,759,325
			April	2,823,161
			May	3,004,453
			June	2,877,772
			July	2,885,775
			August	2,813,889
			September	2,914,276
			October	2,953,112
			November	2,665,628
			December	(1,323,836)
<b>Grand Total</b>				<b>\$ 50,022,251</b>

Add Adjusting Topside Entries 774,448

Adjusted Total \$ 50,796,700

**Source:**

FERC Validation module  
 Company 5210  
 Reg Account = 99260000  
 E & T Responsible Cost Centers  
 FAS 106 and OPEB natural accounts

**Niagara Mohawk Power Corporation**

Total Electric Account #926 - Employee Pensions and Benefits  
Calendar Year 2013

**Workpaper 3**

**Page 4 of 4**

<b>Pension</b>	<b>OPEB</b>	<b>Other</b>	<b>Total</b>
57,952,433	50,796,700	48,393,597	157,142,730

The purpose of this schedule is to provide transparency of the 926 account pursuant to the Staff's Guidance on Formula Rates issued on July 14, 2014.

Niagara Mohawk Power Corporation  
Bad Debt Expense  
Attachment H, Section 14.1.9.2

Transmission Related Bad Debt Expense shall equal  
NMPC's Wholesale Transmission Related Bad Debt Expense  
defined as that reported in FERC account 904 related to  
NMPC's wholesale transmission billing.

<b>Line No.</b>	<b>Regulatory Account</b>	<b>Segment</b>	<b><u>2013</u></b>
1			
2	904000	DIST	\$ (2,713,248)
3	904000	TRAN	\$ -
4	Total		\$ (2,713,248) 1/

**Query:**

FERC Module  
Company Niagara Mohawk 5210  
Regulatory Account 99040000  
Total by Receiving Profit Center

1/ Ties to page 321 line 162

Shading denotes an input

J. Revenue Credits shall equal all Transmission revenue recorded in FERC account 456 excluding (a) any NMPC revenues already reflected in the WR, CRR, SR, ECR and Reserved components in Workpaper H of the NYISO TSC rate; (b) excluding any revenues associated with expenses that have been excluded from NMPC's revenue requirement; and (c) any revenues associated with transmission service provided under this tariff for which the demand is reflected in the calculation of BU.

<u>Line No.</u>	<u>Source:</u>	<u>2013</u>
1	Transmission of Electricity for Others (456.1)	FF1 300.22b \$120,648,768
2	Less: Transmission of Electricity by ISO (ECR, CRR, SR)	FF1 331.40e \$52,187,748
3	Sub-total Revenue (Line 1 - Line 2)	FF1 330.35n \$68,461,020
4	Less:	
5	TSC Customers	FF1 330.1,16,17n \$20,995,099
6	Green Island & Richmondville	FF1 330.14n \$182,802
7	Sub-total Deductions (Line 5 + Line 6 + Line 7)	\$21,177,901
8	Subtotal Transmission Revenue Credit	Line 3 - Line 7 \$47,283,119
9	Transmission Support Revenue	Line 14 \$1,225,236
10	Total Transmission Revenue Credit	Line 8 + Line 9 \$48,508,355
11	Transmission Support Revenue Detail - Query	
12	Account C4560101	\$967,063
13	Account C4560408	\$258,173
14	Total	Line 12 + Line 13 \$1,225,236

**Source:**

SAP ECC  
 Company Niagara Mohawk 5210  
 GL Natural Accounts C4560101 and C4560408

Shading denotes an input

2013

Line No.	Interest on Long Term Debt	Source:	Beginning Balance (a)	Ending Balance (b)	Average (c)	2013 (d)
1						
2						
3	Total Niagara Mohawk Interest on Long Term Debt	FF1 257.33i				\$ 85,584,322
4	Amortization of Debt Discount Expense FERC Account 428	FF1 117.63c				\$ 3,262,869
5	Amortization of Loss on Reacquired Debt FERC Account 428.1	FF1 117.64c				\$ 3,137,145
6	Less: Amort of Premium on Debt-Credit FERC Account 429	FF1 117.65c				\$ -
7	Less: Amort of Gain on Reacquired Debt FERC Account 429.1	FF1 117.66c				\$ (15,115)
8	<b>Interest Costs plus Expense</b>	Sum of Lines 3-7				\$ 91,969,221
9						
10	<u>Total Long Term Debt</u>					
11						
12	Total Niagara Mohawk Long Term Outstanding Debt	FF1 112.18,19,20, 21c & d	\$ 2,600,065,000	\$ 2,554,465,000	\$ 2,577,265,000	
13	Less: Unamortized Discount on Long-Term Debt FERC Account 226	FF1 112.23c & d	\$ (160,611)	\$ (113,603)	\$ (137,107)	
14	Less: Unamortized Loss on Reacquired Debt FERC Account 189	FF1 111.81c & d	\$ (21,308,979)	\$ (18,521,340)	\$ (19,915,160)	
15	Plus: Unamortized Gain on Reacquired Debt FERC Account 257	FF1 113.61c & d	\$ -	\$ -	\$ -	
16	<b>Total Long Term Debt</b>	Sum of Lines 12-15	<b>\$2,578,595,410</b>	<b>\$2,535,830,057</b>	<b>\$2,557,212,734</b>	
17	<b>Debt Cost as % of Debt</b>	Line 8d / Line 16c				<b>3.60%</b>
18						
19						
20	<u>Preferred Stock</u>					
21						
22	Total Niagara Mohawk Dividends Declared FERC account 437	FF1 118.29c				\$1,060,496
23	Total Niagara Mohawk Preferred Stock FERC Account 204	FF1 112.3c				\$28,984,701
24	<b>Preferred Stock Cost</b>	Line 22 / Line 23				<b>3.66%</b>

**NOTES:**

Lines 12-15 use the FERC Form 1 average of the beginning year balance and the end of year balance for each line item.

**Niagara Mohawk Power Corporation**  
**TSC Revenue Requirement**  
**RIGHT OF WAY RENTS - ACCT #454000**  
**Calendar Year 2013**  
**Attachment H, Section 14.1.9.2**

Shading denotes an input

K. Transmission Rents shall equal all Transmission-related rental income recorded in NMPC's FERC account 454.

Company	Profit Center	Activity Descr	Text	Year	Period	GL Act \$
5210	NYT1000	Rent from elec. Prop	454000	2013	January	(\$53,449)
5210	NYT1000	Rent from elec. Prop	454000	2013	February	(\$34,470)
5210	NYT1000	Rent from elec. Prop	454000	2013	March	(\$195,028)
5210	NYT1000	Rent from elec. Prop	454000	2013	April	(\$48,209)
5210	NYT1000	Rent from elec. Prop	454000	2013	May	(\$84,019)
5210	NYT1000	Rent from elec. Prop	454000	2013	June	(\$232,639)
5210	NYT1000	Rent from elec. Prop	454000	2013	July	(\$95,165)
5210	NYT1000	Rent from elec. Prop	454000	2013	August	(\$68,586)
5210	NYT1000	Rent from elec. Prop	454000	2013	September	(\$179,291)
5210	NYT1000	Rent from elec. Prop	454000	2013	October	(\$76,070)
5210	NYT1000	Rent from elec. Prop	454000	2013	November	(\$145,831)
5210	NYT1000	Rent from elec. Prop	454000	2013	December	(\$190,803)
<b>Sum:</b>						<b>\$ (1,403,559)</b>

**Source:**

FER C module

Company: Niagara Mohawk 5210

Regulatory Account: 454000

Profit Center NYT1000

WBS element N006217.454005, N006217.456017



Shading denotes an input

2014

Forecasted Transmission Plant Additions (FTPA) shall mean the sum of:  
(i) NMPC's actual Transmission Plant Additions during the first quarter (January 1 through March 31) of the Forecast Period, and  
(ii) NMPC's forecasted transmission investment for the Forecast Period less the amount (i), divided by 2.

**Section I:**

**Reference**

1	Current Year Capital Investment		
2	Transmission Capital Investment	\$ 176,300,000	See Section II
3	Sub-Transmission Capital Investment	\$ 32,800,000	See Section III
4	Total	\$ 209,100,000	Line 2 + Line 3
5			
6	Actual Transmission Plant in Service Quarter 1		
7	Quarter 1 2014 actuals Transmission Plant	\$ 2,304,821,367	FF1, Pg 208 (b) **
8	2013 year end Transmission Plant	\$ 2,246,104,470	Schedule 6, Page 2, Line 1
9	Q1 Transmission Plant increase	\$ 58,716,897	Line 8 - Line 7
10			
11	Total Estimated Transmission Plant in Service		
12	Total Current Year Capital Investment	\$ 209,100,000	Line 4
13	Less: Q1 Increase	\$ 58,716,897	Line 9
14	Balance	\$ 150,383,103	Line 12 - Line 13
15	Times 50%	\$ 75,191,552	Line 14 * 50%
16	Forecasted Plant	\$ 133,908,449	Line 13 + Line 15
17			
18			
19			
20			
21			
22			
23			
24			
25			
26			
27			
28			
29			
30			
31			

**Section II**

**Program Breakdown for Transmission**

Asset Condition I&M	6.20
Component Fatigue/Deterioration	43.56
Failure Trend	0.28
NERC/NPCC Standards	10.85
Customer Interconnection	(0.05)
Public Requirement	0.11
Damage/Failure	12.01
Station Control and Monitoring System	3.79
Generator Retirements	21.25
TO Led System Studies	78.32
<b>TOTAL</b>	<b>\$ 176.3</b>

**Section III:**

**Program Breakdown for Sub-Transmission**

(\$ m)	(\$ m)
6.20	6.20
43.56	0.81
0.28	1.39
10.85	11.39
(0.05)	0.18
0.11	0.45
12.01	6.54
3.79	(3.39)
21.25	0.06
78.32	2.56
	3.82
	2.76
<b>TOTAL</b>	<b>\$ 32.8</b>

**Source:**

Niagara Mohawk's CIP Filing, Case 10-E-0050, filed on January 31, 2014 broken down as shown below:

	FY2014 (\$m)
Transmission	\$ 176.3
Sub-Transmission	\$ 32.8
Distribution	\$ 243.3
Total	\$ 452.4

Mid-Year Trend Adjustment  
 NMPC Actual Transmission O&M for the Quarter 1 2014 vs 2013  
 FERC Form 3Q Pages 324a & 324b

Shading denotes an input

Line No.	Reg Account	2014 1st QTR FF1 TOTAL (a)	less Dunkirk (b)	Adjusted Total (c)	2013 1st QTR FF1 TOTAL (d)	less Dunkirk (e)	Adjusted Total (f)	2014 o/(u) 2013 (i) (c - f)
1	Transmission Expenses-O&M							
2	Trans Oper-Supervision & Eng	560000		733,330.00	182,834.00		182,834.00	550,496.00
3	<i>Trans Oper-Load Dispatching</i>	561000 *		-	-		-	-
4	<i>Ld Disptch-Mon &amp; Oper Tran Sys</i>	561200 *		-	-		-	-
5	<i>Schd, Sys Cntrl &amp; Dispatch Srv</i>	561400 *		-	-		-	-
6	<i>Reliab, Plan &amp; Standards Dev</i>	561500 *		-	-		-	-
7	<i>Transmission Service Studies</i>	561600 *		-	-		-	-
8	<i>Gen Interconnection Studies</i>	561700 *		-	-		-	-
9	<i>Reliab, Plan &amp; Stndrd Dev Serv</i>	561800 *		-	-		-	-
10	Trans Oper-Substations	562000		1,205,672.00	1,463,921.00		1,463,921.00	(258,249.00)
11	Trans Oper-Overhead Lines	563000		(7,017.00)	625,382.00		625,382.00	(632,399.00)
12	Trans Oper-Underground Lines	564000		461,753.00	2,146.00		2,146.00	459,607.00
13	Trans Oper-Wheeling	565000		-	-		-	-
14	Trans Oper-Misc Expenses	566000	(10,738,701.00)	1,602,493.00	17,614,074.00	(15,454,056.00)	2,160,018.00	(557,525.00)
15	Trans Oper-Rents	567000		1,773,410.00	3,216,175.00		3,216,175.00	(1,442,765.00)
16	Oper Transmission Facilities		(10,738,701.00)	5,769,641.00	23,104,532.00	(15,454,056.00)	7,650,476.00	(1,880,835.00)
17	Trans Maint-Supervision & Eng	568000		530,368.00	599,828.00		599,828.00	(69,460.00)
18	Trans Maint-Buildings	569000		44,320.00	163.00		163.00	44,157.00
19	T Maint of Computer Hardware	569100		12,862.00	50,356.00		50,356.00	(37,494.00)
20	T Maint of Computer Software	569200		138,445.00	401,325.00		401,325.00	(262,880.00)
21	T Maint of Communication Equip	569300		1,270.00	209.00		209.00	1,061.00
22	T Maint of Misc Reg Tran Plant	569400		41,227.00	-		-	41,227.00
23	Trans Maint-Substations	570000		1,341,348.00	1,154,825.00		1,154,825.00	186,523.00
24	Trans Maint-Substation-Trouble	570010		-	-		-	-
25	Trans Maint-Overhead Lines	571000		12,863,291.00	7,776,200.00		7,776,200.00	5,087,091.00
26	Trans Maint-Switch-Unplanned	571010		-	-		-	-
27	Trans Maint-Right of Way	571020		-	-		-	-
28	Trans Maint-Underground Lines	572000		20,982.00	19,657.00		19,657.00	1,325.00
29	Trans Maint-Misc Expenses	573000		317,195.00	171,208.00		171,208.00	145,987.00
30	Maint Transmission Facilities		-	15,311,308.00	10,173,771.00		10,173,771.00	5,137,537.00
31	Subtotal Transmission Expenses-O&M		(10,738,701.00)	21,080,949.00	33,278,303.00	(15,454,056.00)	17,824,247.00	3,256,702.00

\* Per the formula, these accounts are excluded from the calculation

**Source:**

FERC Form 3-Q  
 Company = Niagara Mohawk  
 Regulatory Accounts = 95600000-95740000

**Niagara Mohawk Power Corporation  
Transmission Support Payments  
Calendar Year 2013**

**Workpaper 9A  
Page 1 of 1**


<b>Line No.</b>		
1	January	2,924,324.00
2	February	9,605,408.00
3	March	2,924,324.00
4	April	2,924,324.00
5	May	2,924,324.00
6	June	573,754.91
7	July	2,076,076.00
8	August	2,076,076.00
9	September	2,076,076.00
10	October	2,076,076.00
11	November	2,076,076.00
12	December	8,048,128.54
13	<b>Total</b>	<b><u>40,304,967.45</u></b>

**Query:**

FERC Module  
Company Niagara Mohawk 5210  
Regulatory Account 95611000  
WBS element N008358.F01006

**Niagara Mohawk Power Corporation**  
**Total FERC Account 105 - Plant Held For Future Use**

**Workpaper 10**  
**Page 1 of 1**

 Shading denotes an input

<u>Line No.</u>		<u>Source:</u>	<u>2013</u>
1	Transmission Plant Held for Future Use	FF1 pg 214	 \$0.00

NOTE: The property vintage will be provided for any values shown on this workpaper

**Niagara Mohawk Power Corporation**  
**Total NIMO Internal Account 930.200 - Misc. General - Environmental**  
**Attachment H, Section 14.1.9.2**

Shading denotes an input

Transmission specific Electric Environmental Remediation Expense  
as recorded in NMPC's internal Account 930.200

<u>Line No.</u>	<u>Source:</u>	<u>2013</u>
1	Transmission related Environmental Costs Claimed	\$0
2	Regulatory Account	Amount
3	930200	\$33,490,404
	FF1 335.10b	

**Query:**

FERC validation model  
Company Niagara Mohawk 5210  
Final Regulatory Account 9930200  
Receiving Profit Center: NYE1000, NYC1000, NYCT1000, blanks  
WBS elements:  
All starting with 'ESRI'  
WBS E000802.CNV930  
WBS E000802.DO9619  
WBS E000802.DO9620  
WBS E000802.DO9625  
WBS N000443.AG0949  
WBS N001024.AG0949  
WBS N002599.AG8262  
WBS Y003875.AG0949  
WBS Y007859.AG0949  
WBS Y045454.AG0949  
WBS Y045456.AG0949

**Niagara Mohawk Power Corporation**  
**Total NIMO Internal Account 930.210 - Misc. General - Research and Development**  
**Attachment H, Section 14.1.9.2**

Shading denotes an input

Transmission specific Electric Research and Development Expense as recorded  
in NMPC internal Account No. 930.210

<u>Line No.</u>		<u>Source:</u>	<u>2013</u>
1	Transmission Related R&D Expense	FF1 352 (lines 6+7) Footnote	\$224,067
2			
3	Regulatory Account 930210	FF1 353.5d Electric	\$2,171,459

**Query:**

FERC validation model  
Company Niagara Mohawk 5210  
Final Regulatory Account 9930200  
Receiving Profit Center: NYE1000, NYC1000, NYCT1000, blanks  
WBS elements:

WBS Y007508.AG0912	WBS Y003528.AG0853
WBS Y007509.AG0853	WBS Y003528.AG0912
WBS Y007509.AG0912	WBS Y003529.AG0912
WBS Y003526.AG0853	WBS N003062.AG0773
WBS Y003527.AG0853	WBS N002555.AG0773
WBS Y003527.AG0912	

Shading denotes an input

Reason Code	Reference Number	2012 Dec	2013 Jan	2013 Feb	2013 Mar	2013 Apr	2013 May	2013 Jun	2013 Jul	2013 Aug	2013 Sep	2013 Oct	2013 Nov	Total Dec - Nov
Zone	1	1,031,925.47	1,073,962.21	961,841.43	1,046,765.22	934,811.26	946,135.68	942,300.77	1,085,049.96	1,045,663.24	989,812.03	966,765.35	994,962.92	12,019,995.53
Zone	2	615,391.76	648,648.99	580,776.86	612,408.82	547,124.18	560,380.83	588,903.23	694,002.30	621,982.23	552,915.81	552,237.65	576,763.31	7,151,535.97
Zone	3	415,474.73	439,428.25	401,835.19	403,007.62	326,814.17	347,740.15	346,376.74	426,527.97	402,206.64	362,389.41	362,214.58	352,019.37	4,586,034.83
Zone	4	930,593.12	969,136.59	866,676.76	897,429.59	789,495.74	849,554.45	895,155.61	1,111,545.30	1,009,909.38	874,812.43	865,378.44	870,808.89	10,930,496.28
Zone	29	178,035.30	181,974.07	165,026.73	172,274.64	158,364.33	156,527.85	168,460.32	191,380.68	183,318.72	168,293.43	166,683.04	177,535.42	2,067,874.53
Zone	31	68,355.33	75,836.29	68,345.35	67,060.20	52,467.38	44,208.65	42,958.78	50,170.03	48,152.93	44,957.15	50,764.71	62,303.42	675,580.20
	Total	3,239,775.70	3,388,986.40	3,044,502.31	3,198,946.09	2,809,077.05	2,904,547.61	2,984,155.46	3,558,676.24	3,311,233.14	2,993,180.26	2,964,043.76	3,034,393.34	37,431,517.34
LSEs are not paying station service														
X6	SS.1	416.18	464.13	412.07	456.63	383.13	322.53	400.93	441.71	419.18	322.83	409.62	463.53	4,912.46
X6	SS.2	273.21	358.18	362.91	387.75	313.58	270.47	225.01	211.59	200.83	198.14	248.90	331.51	3,382.07
X6	SS.3	1,362.59	1,160.34	33.62	758.05	1,143.30	831.86	11.72	42.76	903.36	1,100.86	539.77	303.66	8,191.87
X6	SS.4	377.16	267.39	509.53	577.92	625.95	1,163.93	434.52	1,666.59	710.12	477.97	698.58	741.47	8,251.11
X6	SS.5	862.21	709.55	19.13	724.93	788.24	32.32	332.00	283.37	277.73	301.38	294.80	448.90	5,074.54
X6	SS.6	82.43	100.20	99.14	102.58	66.00	28.50	19.67	18.75	18.46	19.46	33.10	76.07	664.36
X6	SS.7	989.85	961.79	731.12	1,055.54	774.15	360.74	436.01	428.10	391.18	359.15	447.85	655.35	7,590.82
X6	SS.8	445.36	374.18	361.31	464.86	414.65	418.89	408.65	369.88	417.25	375.35	420.93	403.29	4,874.59
X6	SS.9	162.32	151.90	161.65	171.04	154.67	163.80	143.85	146.76	134.76	126.75	140.77	146.48	1,804.75
X6	SS.10	1,049.70	1,183.94	1,072.15	2,395.39	904.92	735.81	3,835.51	723.12	678.64	655.66	750.72	930.02	14,915.58
X6	SS.11	-	-	-	-	-	-	-	-	-	-	-	-	0.00
X6	SS.12	221.08	300.11	277.36	335.48	333.89	204.56	203.27	260.20	242.90	228.34	218.41	253.60	3,079.19
X6	SS.13	1,091.41	1,589.64	1,024.81	1,123.10	1,038.53	1,109.48	960.41	1,247.75	931.10	864.04	888.86	1,040.74	12,909.85
X6	SS.14	1,109.57	739.97	663.63	1,064.18	654.01	634.44	788.78	1,429.06	593.39	970.72	-	787.55	9,435.28
X6	SS.15	-	-	-	-	-	-	4.01	4.12	4.13	4.10	4.22	4.01	24.58
X6	SS.16	75.02	75.70	68.73	75.71	68.57	65.90	73.24	98.73	70.97	76.27	70.62	76.46	895.93
X6	SS.17	206.26	-	-	296.57	-	280.43	-	-	-	-	-	-	783.26
X6	SS.18	3,476.30	2,301.17	1,844.06	1,651.43	2,623.31	4,449.18	2,573.95	2,893.93	2,397.86	2,053.18	2,051.16	2,364.81	30,680.34
X6	SS.19	-	-	-	-	-	-	-	-	-	-	-	-	0.00
X6	SS.20	2,057.84	2,082.07	1,943.51	4,596.59	2,043.82	2,090.55	2,106.63	2,316.56	2,327.77	2,284.00	2,151.98	2,092.72	28,094.04
X6	SS.21	0.05	-	0.04	0.04	-	-	-	0.04	-	-	-	-	0.18
X6	SS.22	-	-	-	-	-	0.12	-	0.17	-	0.32	-	-	0.60
X6	SS.23	71.21	75.91	54.61	83.46	69.98	71.18	51.42	91.23	80.64	65.69	64.61	68.96	848.89
X6	SS.24	197.83	217.43	193.87	194.47	185.27	167.27	163.86	173.86	165.39	142.98	137.10	142.33	2,081.66
X6	SS.25	7.92	8.39	7.74	8.11	6.55	5.16	3.27	2.86	2.77	2.97	5.13	7.77	68.63
X6	SS.26	11.26	48.41	21.58	-	-	66.45	-	-	65.39	-	59.64	54.55	327.28
X6	SS.27	85.63	74.91	-	35.16	173.60	37.82	68.60	4.51	105.55	41.92	96.47	158.20	882.37
X6	SS.28	366.29	646.74	1,286.10	610.27	655.60	628.93	759.80	441.06	32.01	581.86	609.02	86.80	6,704.47
X6	SS.29	826.83	884.71	710.97	973.34	514.07	234.83	418.90	384.70	808.70	391.00	1,242.79	1,475.75	8,866.59
X6	SS.30	82.49	88.86	78.90	85.35	83.95	84.17	77.19	58.61	95.90	85.31	84.08	84.83	989.63
X6	SS.31	-	-	-	-	3,361.30	367.15	4,941.88	-	3,762.51	3,635.45	5,033.47	6,287.42	27,389.18
<b>Total X6</b>		15,907.98	14,865.61	11,938.54	17,931.38	17,677.59	14,826.45	19,443.05	13,739.99	15,838.48	15,365.70	16,702.58	19,486.76	193,724.11

Niagara Mohawk Power Corporation  
Billing Unit Summary

Shading denotes an input

Reason Code	Reference Number	2012 Dec	2013 Jan	2013 Feb	2013 Mar	2013 Apr	2013 May	2013 Jun	2013 Jul	2013 Aug	2013 Sep	2013 Oct	2013 Nov	Total Dec - Nov
300000 Series PTIDs														
X1	A.1	2,951.63	3,290.63	3,183.95	3,126.19	2,388.25	2,094.28	2,003.89	2,407.86	2,127.80	1,937.78	2,202.81	2,672.42	30,387.47
X1	A.2	21,188.06	20,669.17	19,344.43	16,813.44	19,130.35	17,310.09	15,899.69	17,182.73	16,838.37	16,670.57	18,814.63	20,467.90	220,329.42
X1	A.3	7,845.51	12,370.70	11,719.14	14,156.26	4,412.46	1,609.26	1,893.18	2,302.18	1,710.46	1,500.24	2,537.57	7,133.69	69,190.64
X1	A.4	10,617.69	11,999.31	10,695.83	11,378.37	39,756.13	36,031.00	4,623.38	10,771.08	8,060.57	33,070.60	35,030.79	12,732.77	224,767.51
X3	A.5	-	-	-	-	-	-	-	-	-	-	-	-	0.00
X1	A.6	22,332.53	22,746.60	21,174.23	19,075.19	19,595.76	17,864.08	17,094.86	18,756.94	18,373.71	17,197.72	19,779.12	21,437.34	235,428.07
X1	A.7	3,193.58	5,506.28	5,206.48	7,570.17	1,156.35	329.83	534.83	1,137.63	279.66	509.37	1,155.76	2,529.72	29,109.66
X3	A.8	75.53	74.68	67.90	63.25	35.64	26.04	63.34	68.96	82.68	51.40	52.39	21.98	683.79
X1	B.1	48,644.17	51,118.58	46,134.53	50,812.68	47,804.38	47,124.04	46,335.87	51,389.42	48,633.04	44,359.64	45,669.08	46,432.30	574,457.73
X1	B.2	41,329.04	39,776.36	38,715.52	34,073.22	35,871.34	33,291.22	33,512.44	36,898.38	36,575.50	32,781.44	34,548.14	39,935.91	437,308.50
X1	B.3	5,430.95	13,412.36	9,767.96	13,559.05	1,224.81	968.24	1,964.30	4,260.90	1,113.47	575.02	-	3,252.43	54,629.48
X1	C.1	6,812.02	7,264.64	7,017.34	7,227.34	5,623.77	5,643.88	5,306.69	6,513.87	5,652.61	5,109.46	5,734.38	5,889.43	73,795.42
X1	C.2	22,607.47	10,750.72	10,015.09	9,717.74	10,049.38	9,216.99	9,029.63	9,336.01	10,376.94	9,433.27	10,215.27	10,631.70	131,380.21
X1	C.3	4,855.00	3,775.18	2,932.21	3,236.96	735.26	838.39	1,160.24	2,568.29	703.27	487.02	268.60	1,420.06	22,980.47
X3	C.4	696.20	700.39	752.68	763.06	574.82	569.48	453.79	600.22	573.01	458.00	585.09	638.34	7,365.06
X3	C.5	11.48	0.16	-	-	3.16	0.12	0.08	1.32	-	1.02	27.84	-	45.18
X1	C.6	-	11,035.15	10,241.88	9,181.69	10,126.97	8,146.31	7,508.02	8,470.00	7,847.51	7,875.96	9,084.93	12,130.18	101,648.61
X1	C.7	-	5,455.48	4,748.91	5,032.60	713.23	135.29	14.33	4.72	-	-	238.37	545.59	16,888.50
X1	C.8	6,812.47	7,296.00	6,666.38	7,049.79	6,887.98	7,130.45	7,110.20	7,899.73	7,475.40	6,633.22	6,855.64	6,496.26	84,313.52
X3	C.9	428.46	373.56	354.28	387.46	376.37	326.90	325.12	375.31	328.71	321.02	371.48	325.76	4,294.43
X4	D.1	3,134.93	3,107.26	2,713.68	2,680.04	2,852.74	2,372.24	2,319.11	2,674.78	2,558.68	2,373.94	2,835.68	2,964.59	32,587.66
X4	D.2	1,762.27	2,331.71	2,176.32	2,248.18	1,109.95	1,104.80	1,378.80	1,667.52	1,288.45	1,091.59	886.71	1,406.62	18,452.90
X3	D.3	-	-	-	-	-	-	-	-	-	0.93	0.40	-	1.34
X3	D.4	-	-	-	-	-	27.97	-	13.34	14.89	1.74	0.93	-	58.88
X3	D.5	69.86	202.98	186.67	188.60	126.87	72.99	60.16	73.83	64.53	62.99	91.54	134.52	1,335.54
X5	D.6	653.98	181.74	615.46	540.15	224.20	619.70	577.25	450.42	701.04	457.18	667.52	862.13	6,550.75
X5	D.7	464.38	1,398.94	1,240.21	202.16	818.92	530.30	453.43	53.95	269.52	408.18	382.31	521.96	6,744.25
X5	D.8	265.07	737.26	661.42	620.28	548.97	574.32	347.41	253.37	485.38	516.74	340.52	588.67	5,939.42
X1	E.1	10,008.48	9,754.93	9,073.73	8,781.85	9,073.81	8,711.77	8,181.79	8,767.91	9,609.93	8,715.15	9,512.25	8,930.15	109,121.75
X1	E.2	-	-	-	-	-	-	-	-	-	-	-	-	0.00
X1	E.3	2,513.29	4,150.47	3,900.67	4,323.54	1,748.49	1,100.50	2,588.57	3,809.36	2,635.90	3,429.80	3,731.81	4,008.60	37,941.01
X1	E.4	-	-	-	-	-	-	-	-	-	-	-	-	0.00
X1	F.1	29,809.02	34,814.91	31,774.25	30,117.39	21,813.76	14,178.50	13,544.05	15,959.99	15,006.77	14,643.40	18,881.88	26,828.07	267,371.96
Total 300000 Series		254,513.04	284,296.16	261,081.14	262,926.64	244,784.08	217,921.02	184,312.39	214,670.02	199,387.77	210,674.39	230,503.42	240,039.06	2,805,109.13

Reason Code Key

- X1 included NYPA, NYMPA, Jamestown and Misc Villages (some of which are NYPA)
- X2 no longer applicable - referred to year in which some municipals converted to the TSC rate
- X3 reported not billed
- X4 excluded - in WR
- X5 Athens
- X6 Disputed Station Service

Reason Code	Dec - Nov Total
X1	2,721,049.93
X2	0.00
X3	13,784.21
X4	51,040.56
X5	19,234.42
X6	193,724.11
<b>Total</b>	<b>2,998,833.24</b>



Niagara Mohawk Power Corporation  
Billing Unit Reconciliation

Workpaper 14  
Page 1 of 1

Line No.	Comment	2013
1	Totals per TOL File	2,721,050
2	Unaccounted for Energy (UFE) not billed	(7,028)
3	Overages	5,770
4	Other and Rounding	3,251
5	<b>Total</b>	<b>2,723,043</b> 1\

1\ agrees to FERC Form 1 page 329 column (i) Lines 1 and 17

Breakdown of FF1 Page 351, Sum of Line 1 and Line 5, Column h

2013

Line No.	Month	General Assessment Expense (a)	Temporary Assessment Expense (b)	Deferrals on Over/Under Collection of the ISAS (c)	Adjustments (d)	Reimbursements on Prior Year Assessments (e)	Other (f)	TOTAL (g)
1	Jan-2013	\$ 682,148	\$ 5,057,090	1,810,383				\$ 7,549,621
2	Feb-2013	682,148	5,057,090	1,587,399				7,326,638
3	Mar-2013	682,148	5,057,090	491,353				6,230,592
4	Apr-2013	732,383	5,522,007	1,200,924				7,455,314
5	May-2013	732,383	5,522,007	870,589				7,124,979
6	Jun-2013	732,383	5,522,007	112,529				6,366,919
7	Jul-2013	732,383	5,522,007	1,604,430				7,858,820
8	Aug-2013	732,383	5,522,007	1,923,359				8,177,750
9	Sep-2013	732,383	5,522,007	1,431,213				7,685,604
10	Oct-2013	616,517	3,791,317	2,634,302				7,042,136
11	Nov-2013	616,517	3,791,317	2,488,183				6,896,017
12	Dec-2013	616,517	3,791,317	3,184,193				7,592,027
13	CY2013 Total	\$ 8,290,294	\$ 59,677,267	\$ 19,338,856	\$ -	-	\$ -	\$ 87,306,417 1\
14	50% of NY PSC Regulatory Expense (Line 13, column a + column f)							\$ 8,290,294
15	18a Charges (Temporary Assessment) (Line 13, column b + column c + column d)							\$ 79,016,123

Notes:

ISAS = Incremental State Assessment Surcharge (total general + temporary assesment expense above base rate allowance)

1\ agrees to FERC Form 1 page 351 sum of lines 3 column h

Niagara Mohawk Power Corporation  
Annual True-up (ATU) for Revised Revenue Requirement per March 2013 Filing

Line #	(a) Total	(b) June 2012 Rate Billed July 2013 - September 2013	(c) September 2013 Rate Billed October 2013 - June 2014	(d) December 2013 Rate Should have been Billed July 2013 through June 2014
1				
2		279,004,169	301,255,219	314,925,862
3		16,691,390	5,894,887	(7,766,491)
4		(7,560,961)	5,800,230	19,712,481
5		288,134,598	312,950,336	326,871,852
6		6,422,651	5,757,960	5,757,960
7		294,557,249	318,708,296	332,629,812
8		37,212,621	37,110,982	37,110,982
9		7.92	8.59	8.96
10				
11		37,212,621	37,110,982	37,110,982
12		9,850,949	10,049,543	10,049,543
13		27,361,672	27,061,439	27,061,439
14				
15				
16		332,629,812		
17		77,975,383		
18		232,403,042		
19		22,251,386		
20				
21		36,912,388		
22				

Niagara Mohawk Power Corporation Wholesale TSC Calculation Information  
2012 Forecast using 2011 Historical Data and 2012 Forecast

Shading denotes an input

Line No.	Description	2011								
		(a)	(b)	(c)	(d)	(e)	(f)	(g)		
		Historical Transmission Revenue Requirement (Historical TRR)	Forecasted Transmission Revenue Requirement	Annual True Up	Revenue Requirement (RR)	Scheduling System Control and Dispatch Costs (CCC)	Annual Billing Units (BU) MWh			Rate \$/MWh (*)
1	Current Year Rates Effective July 1, 2011	270,539,167	8,246,637	(3,525,807)	275,259,997	6,748,771	37,088,552			7.60
2	Current Year Rates Effective July 1, 2012	279,004,169	16,691,390	(7,560,961)	288,134,598	6,422,651	37,212,621			7.92
3	Increase/(Decrease)				12,874,601	(326,120)	124,069			0.31
4	Percentage Increase/(Decrease)									4%
1.)	Information directly from Niagara Mohawk Prior Year Informational Filing adjusted per the December 09, 2011 Filing to reflect changes in the debt rate calculation.									
2.)										
(a)	Schedule 1, Line 24									
(b)	Schedule 2, Line 14									
(c)	Schedule 3, Line 30									
(d)	Attachment H, Section 14.1.9.2 The RR Component shall equal Col (a) Historical Transmission Revenue Requirement plus Col (b) the Forecasted Transmission Revenue Requirement plus Col (c) the Annual True-Up									
(e)	Schedule 11 - Annual Scheduling, System Control and Dispatch Costs. (i.e. the Transmission Component of control center costs) as recorded in FERC Account 561 and its associated sub-accounts from the prior calendar year excluding any NY Independent System Operating (NYISO) system control and load dispatch expenses already recovered under Schedule 1 of the NYISO Tariff.									
(f)	Schedule 12 - Billing Units shall be the total Niagara Mohawk load as reported to the NYISO for the calendar year prior to the Forecast Period, including the load for customers taking service under Niagara Mohawk's TSC rate. The total Niagara Mohawk load will be adjusted to exclude (i) load associated with wholesale transactions being revenue credited through the WR, CRR, SR, ECR, and Reserved components of Attachment H of the NYISO TSC rate including Niagara Mohawk's external sales, load associated with grandfathered OATT agreements, and any load related to pre-OATT grandfathered agreements; (ii) load associated with transactions being revenue credited under Historical TRR Component J; and (iii) load associated with netted station service.									
(g)	(Col (d) + Col (e)) / Col (f)									
(*)	The rate column represents the unit rate prior to adjustments; the actual rate will be determined pursuant to the applicable TSC formula rate.									

Shading denotes an input

Reason Code	Reference Number	2011 Jul	2011 Aug	2011 Sep	Total July - Sept
Zone	1	1,165,721.70	1,103,242.32	969,655.57	3,238,619.59
Zone	2	679,088.89	641,726.61	567,165.60	1,887,981.10
Zone	3	439,761.47	420,048.25	365,146.93	1,224,956.65
Zone	4	1,059,624.71	982,818.74	839,476.00	2,881,919.46
Zone	29	195,064.73	183,672.91	168,160.63	546,898.27
Zone	31	49,734.41	47,574.91	41,784.36	139,093.68
	Total	3,588,995.909	3,379,083.746	2,951,389.091	9,919,468.75
X6	SS.1	371.80	367.10	320.83	1,059.73
X6	SS.2	281.77	286.64	279.32	847.73
X6	SS.3	12.70	410.73	13.26	436.70
X6	SS.4	580.10	619.43	618.68	1,818.21
X6	SS.5	97.19	115.23	876.11	1,059.73
X6	SS.6	22.72	23.31	22.42	68.45
X6	SS.7	154.83	154.20	495.27	804.29
X6	SS.8	381.65	408.72	384.61	1,174.98
X6	SS.9	167.54	167.90	167.96	503.40
X6	SS.10	883.44	882.05	750.57	2,516.06
X6	SS.11	-	-	-	0.00
X6	SS.12	282.72	219.59	200.95	703.25
X6	SS.13	1,044.85	1,141.52	962.25	3,148.62
X6	SS.14	1,120.72	950.58	760.28	2,831.58
X6	SS.15	3.27	3.27	3.17	9.70
X6	SS.16	75.12	67.10	64.85	207.07
X6	SS.17	-	-	-	0.00
X6	SS.18	2,359.93	2,343.70	2,358.49	7,062.12
X6	SS.19	-	-	-	0.00
X6	SS.20	2,259.42	6,139.15	2,186.84	10,585.41
X6	SS.21	0.05	0.02	-	0.08
X6	SS.22	-	-	0.72	0.72
X6	SS.23	62.45	61.78	67.24	191.47
X6	SS.24	193.75	197.03	185.69	576.47
X6	SS.25	2.45	2.59	2.92	7.97
X6	SS.26	11.00	21.11	91.72	123.83
X6	SS.27	2.16	-	-	2.16
X6	SS.28	525.04	566.84	522.26	1,614.14
X6	SS.29	911.09	593.76	695.26	2,200.11
X6	SS.30	29.63	21.40	77.55	128.58
X6	SS.31	-	-	-	0.00
<b>Total X6</b>		11,837.382	15,764.735	12,109.194	39,711.31

Shading denotes an input

Reason Code	Reference Number	2011 Jul	2011 Aug	2011 Sep	Total July - Sept
300000 Series PTIDs					
X1	A.1	2,545.87	2,242.48	2,093.10	6,881.44
X1	A.2	22,284.14	22,264.18	21,314.57	65,862.89
X1	A.3	2,531.90	1,653.48	1,457.96	5,643.34
X1	A.4	30,577.46	32,404.84	35,386.28	98,368.58
X1	A.6	14,079.53	13,853.17	12,989.72	40,922.42
X1	A.7	844.91	565.20	590.08	2,000.19
X1	B.1	50,686.47	46,906.74	46,537.64	144,130.86
X1	B.2	37,858.60	37,456.89	31,715.05	107,030.54
X1	B.3	5,389.76	1,812.04	2,769.51	9,971.31
X1	C.1	6,152.43	5,795.07	5,331.28	17,278.78
X1	C.2	17,413.31	17,424.37	15,826.77	50,664.46
X1	C.3	1,941.26	1,866.54	1,832.71	5,640.50
X3	C.4	556.20	497.38	514.38	1,567.95
X3	C.5	-	0.03	-	0.03
X4	D.1	2,541.19	2,468.11	2,199.51	7,208.81
X4	D.2	1,519.96	1,337.56	1,237.11	4,094.63
X3	D.3	-	0.19	10.30	10.49
X3	D.4	0.78	3.08	14.67	18.53
X3	D.5	81.39	62.23	3.43	147.04
X5	D.6	-	373.06	632.39	1,005.46
X5	D.7	34.85	173.86	158.65	367.36
X5	D.8	31.28	96.83	172.63	300.74
X1	E.1	1,032.70	1,305.69	1,331.55	3,669.95
X1	E.2	8,081.47	8,047.27	7,297.21	23,425.96
X1	E.3	1,636.17	2,590.08	4,008.55	8,234.80
X1	E.4	1,388.38	1,202.99	1,229.34	3,820.71
X1	F.1	15,576.49	14,441.05	13,312.06	43,329.59
Total 300000 Series		224,786.51	216,844.39	209,966.44	651,597.33

**July - Sept  
Total**

Reason Code Key	Total
X1 included	636,876.31
X2 no longer applicable - referred to year in which some municipals converted	0.00
X3 reported not billed	1,744.04
X4 excluded - in WFR	11,303.44
X5 Athens	1,673.55
X6 Disputed Station Service	39,711.31
	<u>691,308.65</u>

**BU used to calculate Billing Adjustment:**

	July	August	September	Total
zone total	3,588,995.909	3,379,083.746	2,951,389.091	9,919,468.75
less watertown	889.42	845.26	813.08	2,547.76
less X6	11,837.382	15,764.735	12,109.194	39,711.31
less x1-x5	224,786.505	216,844.387	209,966.442	651,597.33
	<u>3,351,482.60</u>	<u>3,145,629.36</u>	<u>2,728,500.38</u>	<u>9,225,612.34</u>
add munis	213,041.75	208,827.78	203,467.06	625,336.58
	<u>3,564,524.35</u>	<u>3,354,457.14</u>	<u>2,931,967.43</u>	<u>9,850,948.92</u>

Niagara Mohawk Power Corporation Wholesale TSC Calculation Information  
2013 Forecast using 2012 Historical Data and 2013 Forecast

Shading denotes an input

		2013							
Line No.	Description	(a) Historical Transmission Revenue Requirement (Historical TRR)	(b) Forecasted Transmission Revenue Requirement	(c) Annual True Up	(d) Revenue Requirement (RR)	(e) Scheduling System Control and Dispatch Costs (CCC)	(f) Annual Billing Units (BU) MWh	(g) Rate \$/MWh (*)	
1	Current Year Rates Effective July 1, 2012	279,004,169	16,691,390	(\$7,560,961)	288,134,598	6,422,651	37,212,621	7.91552	
2	Current Year Rates Effective July 1, 2013	301,255,219	5,894,887	\$5,800,230	312,950,336	5,757,960	37,110,982	8.58798	
3	Increase/(Decrease)				24,815,738	(664,691)	(101,640)	0.67246	
4	Percentage Increase/(Decrease)							8%	

1.) Information directly from Niagara Mohawk Prior Year Informational Filing adjusted per the Nov 30, 2009 Filing to reflect changes in the debt rate calculation.

2.)

(a) Schedule 1, Line 24

(b) Schedule 2, Line 14

(c) Schedule 3, Line 30

(d) Attachment H, Section 14.1.9.2 The RR Component shall equal Col (a) Historical Transmission Revenue Requirement plus Col (b) the Forecasted Transmission Revenue Requirement plus Col (c) the Annual True-Up

(e) Schedule 11 - Annual Scheduling, System Control and Dispatch Costs. (i.e. the Transmission Component of control center costs) as recorded in FERC Account 561 and its associated sub-accounts from the prior calendar year excluding any NY Independent System Operating (NYISO) system control and load dispatch expenses already recovered under Schedule 1 of the NYISO Tariff.

(f) Schedule 12 - Billing Units shall be the total Niagara Mohawk load as reported to the NYISO for the calendar year prior to the Forecast Period, including the load for customers taking service under Niagara Mohawk's TSC rate. The total Niagara Mohawk load will be adjusted to exclude (i) load associated with wholesale transactions being revenue credited through the WR, CRR, SR, ECR, and Reserved components of Attachment H of the NYISO TSC rate including Niagara Mohawk's external sales, load associated with grandfathered OATT agreements, and any load related to pre-OATT grandfathered agreements; (ii) load associated with transactions being revenue credited under Historical TRR Component J; and (iii) load associated with netted station service.

(g) (Col (d) + Col (e)) / Col (f)

(\*) The rate column represents the unit rate prior to adjustments; the actual rate will be determined pursuant to the applicable TSC formula rate.

Shading denotes an input

Reason Code	Reference Number	2012 Jul	2012 Aug	2012 Sep	Total July - Sept
Zone	1	1,116,105.14	1,050,342.83	946,809.83	3,113,257.80
Zone	2	703,169.64	669,427.94	569,149.94	1,941,747.51
Zone	3	456,860.43	448,818.73	368,036.97	1,273,716.13
Zone	4	1,120,149.44	1,082,030.74	884,123.42	3,086,303.59
Zone	29	197,756.98	189,104.35	166,026.25	552,887.59
Zone	31	50,060.90	49,551.98	43,677.74	143,290.61
	Total	3,644,102.52	3,489,276.57	2,977,824.15	10,111,203.24
X6	SS.1	356.45	285.09	270.94	912.48
X6	SS.2	221.74	204.82	209.88	636.43
X6	SS.3	1,301.22	1,217.51	11.56	2,530.29
X6	SS.4	332.73	220.94	417.52	971.19
X6	SS.5	383.67	439.09	543.29	1,059.73
X6	SS.6	20.06	20.29	15.95	56.30
X6	SS.7	409.13	600.34	773.64	1,783.11
X6	SS.8	358.85	399.93	370.53	1,129.30
X6	SS.9	174.11	151.48	150.59	476.17
X6	SS.10	856.81	918.53	1,838.23	3,613.57
X6	SS.11	-	-	-	0.00
X6	SS.12	273.22	203.48	147.75	624.44
X6	SS.13	1,149.43	1,828.46	1,298.33	4,276.22
X6	SS.14	1,005.43	677.52	648.42	2,331.37
X6	SS.15	4.18	4.15	2.36	10.69
X6	SS.16	64.72	79.83	74.58	219.13
X6	SS.17	70.40	-	-	70.40
X6	SS.18	2,917.17	2,414.15	2,744.34	8,075.67
X6	SS.19	0.65	-	-	0.65
X6	SS.20	4,231.99	2,376.96	2,239.29	8,848.24
X6	SS.21	0.06	0.10	0.04	0.20
X6	SS.22	-	0.37	-	0.37
X6	SS.23	57.33	59.33	64.04	180.70
X6	SS.24	191.28	189.14	186.31	566.73
X6	SS.25	2.94	3.21	4.33	10.49
X6	SS.26	1.20	4.35	-	5.55
X6	SS.27	-	-	21.50	21.50
X6	SS.28	178.40	427.67	625.23	1,231.29
X6	SS.29	1,126.45	201.86	256.89	1,585.19
X6	SS.30	36.97	40.37	80.93	158.26
X6	SS.31	-	-	2,875.74	2,875.74
<b>Total X6</b>		<b>15,726.57</b>	<b>12,968.95</b>	<b>15,872.20</b>	<b>44,567.71</b>



Shading denotes an input

Reason Code	Reference Number	2012 Jul	2012 Aug	2012 Sep	Total July - Sept
300000 Series PTIDs					
X1	A.1	2,523.55	2,238.77	2,034.17	6,796.49
X1	A.2	16,571.65	17,198.26	16,444.03	50,213.94
X1	A.3	2,697.28	1,704.59	1,558.61	5,960.47
X1	A.4	11,123.01	5,021.26	33,891.10	50,035.38
X3	A.5	-	-	-	0.00
X1	A.6	18,941.23	19,023.22	17,818.04	55,782.49
X1	A.7	1,368.38	390.16	326.68	2,085.21
X3	A.8	83.52	75.30	58.56	217.38
X1	B.1	49,048.53	48,530.91	44,154.33	141,733.78
X1	B.2	36,696.44	38,038.38	32,833.67	107,568.49
X1	B.3	6,099.87	1,626.62	522.62	8,249.11
X1	C.1	6,323.01	6,218.29	5,026.41	17,567.72
X1	C.2	17,525.99	18,490.37	17,133.14	53,149.50
X1	C.3	1,859.54	1,294.43	202.10	3,356.07
X3	C.4	606.47	574.92	419.18	1,600.57
X3	C.5	17.06	15.13	32.64	64.83
X1	C.6	7,818.43	7,725.10	6,881.65	22,425.18
X3	C.7	401.06	363.54	333.61	1,098.21
X4	D.1	2,615.91	2,620.03	2,527.91	7,763.86
X4	D.2	1,605.64	1,441.01	870.65	3,917.30
X3	D.3	-	0.13	-	0.13
X3	D.4	0.22	-	-	0.22
X3	D.5	3.15	3.12	3.29	9.56
X5	D.6	180.80	48.27	140.50	369.57
X5	D.7	33.00	295.86	128.25	457.11
X5	D.8	22.58	16.30	16.64	55.53
X1	E.1	8,567.29	9,057.73	8,911.46	26,536.48
X1	E.2	-	-	-	0.00
X1	E.3	3,958.49	5,031.39	3,950.95	12,940.83
X1	E.4	-	-	-	0.00
X1	F.1	14,932.98	14,826.03	13,527.38	43,286.40
Total 300000 Series		211,625.08	201,869.11	209,747.58	623,241.77

Reason Code Key	July - Sept Total
X1 included	607,687.53
X2 no longer applicable	0.00
X3 reported not billed	2,990.89
X4 excluded - in WR	11,681.15
X5 Athens	882.20
X6 Disputed Station Service	44,567.71
	<u>667,809.49</u>

BU used to calculate Billing Adjustment:				
	July	August	September	Total
zone total	3,644,102.52	3,489,276.57	2,977,824.15	10,111,203.24
less watertown	937.46	886.59	775.87	2,599.93
less X6	15,726.57	12,968.95	15,872.20	44,567.71
less x1-x5	<u>211,625.08</u>	<u>201,869.11</u>	<u>209,747.58</u>	<u>623,241.77</u>
	3,415,813.41	3,273,551.91	2,751,428.50	9,440,793.82
add munis	206,055.66	196,415.51	205,216.36	607,687.53
			1,061.50	1,061.50
	<u>3,621,869.07</u>	<u>3,469,967.42</u>	<u>2,957,706.36</u>	<u>10,049,542.85</u>

Shading denotes an input

Line No.	Description	(a) Historical Transmission Revenue Requirement (Historical TRR)	(b) Forecasted Transmission Revenue Requirement	(c) Annual True Up	(d) Revenue Requirement (RR)	(e) Scheduling System Control and Dispatch Costs (CCC)	(f) Annual Billing Units (BU) MWh	(g) Rate \$/MWh (*)
1	Current Year Rates Effective July 1, 2012	279,004,169	16,691,390	(\$7,560,961)	288,134,598	6,422,651	37,212,621	7.91552
2	Current Year Rates Effective July 1, 2013	314,925,862	(7,766,491)	\$19,712,481	326,871,852	5,757,960	37,110,982	8.96311
3	Increase/(Decrease)				38,737,254	(664,691)	(101,640)	1.04759
4	Percentage Increase/(Decrease)							13%

- 1.) Information directly from Niagara Mohawk Prior Year Informational Filing adjusted per the Nov 30, 2009 Filing to reflect changes in the debt rate calculation.
- 2.)
  - (a) Schedule 1, Line 24
  - (b) Schedule 2, Line 15
  - (c) Schedule 3, Line 30
  - (d) Attachment H, Section 14.1.9.2 The RR Component shall equal Col (a) Historical Transmission Revenue Requirement plus Col (b) the Forecasted Transmission Revenue Requirement plus Col (c) the Annual True-Up
  - (e) Schedule 11 - Annual Scheduling, System Control and Dispatch Costs. (i.e. the Transmission Component of control center costs) as recorded in FERC Account 561 and its associated sub-accounts from the prior calendar year excluding any NY Independent System Operating (NYISO) system control and load dispatch expenses already recovered under Schedule 1 of the NYISO Tariff.
  - (f) Schedule 12 - Billing Units shall be the total Niagara Mohawk load as reported to the NYISO for the calendar year prior to the Forecast Period, including the load for customers taking service under Niagara Mohawk's TSC rate. The total Niagara Mohawk load will be adjusted to exclude (i) load associated with wholesale transactions being revenue credited through the WR, CRR, SR, ECR, and Reserved components of Attachment H of the NYISO TSC rate including Niagara Mohawk's external sales, load associated with grandfathered OATT agreements, and any load related to pre-OATT grandfathered agreements; (ii) load associated with transactions being revenue credited under Historical TRR Component J; and (iii) load associated with netted station service.
  - (g) (Col (d) + Col (e)) / Col (f)
- (\*) The rate column represents the unit rate prior to adjustments; the actual rate will be determined pursuant to the applicable TSC formula rate.

December-12										
Zone	Date	KWH from NYISO			Total Unaccounted Load per Subzone					
1	Dec-12	1,031,925,466			-11,333,295					
Lse/Muni	PTID	NAME	CSS Load	Load Mod	Total-load mod w/losses	Unaccounted	Percent	Total -load mod w/losses + unaccounted	Mwh to NYISO	
AA1			264,296,365	14,057	285,570,838	-3,770,934	-1.0	281,799,904	281,799,880	
AA2			3,087,416	0	3,346,763	-34,410	-1.0	3,312,353	3,312,353	
AA3			2,241,850	0	2,430,173	-24,975	-1.0	2,405,198	2,405,198	
AA4			20,513,293	0	21,739,625	-223,431	-1.0	21,516,194	21,516,194	
AA5			25,960,723	0	27,455,010	-282,181	-1.0	27,172,829	27,172,829	
AA6			2,497,525	0	2,705,209	-27,796	-1.0	2,677,413	2,677,413	
AA7			20,001,521	0	21,433,592	-220,301	-1.0	21,213,291	21,213,291	
AA8			6,968,309	0	7,522,405	-77,306	-1.0	7,445,099	7,445,099	
AA9			6,480,301	0	6,950,906	-71,442	-1.0	6,879,464	6,879,464	
AA10			4,330,574	0	4,687,266	-48,184	-1.0	4,639,082	4,639,082	
AA11			4,837,726	0	5,189,419	-53,345	-1.0	5,136,074	5,136,074	
AA12			16,530,445	0	17,553,205	-180,418	-1.0	17,372,787	17,372,787	
AA13			17,444,862	0	17,920,151	-184,179	-1.0	17,735,972	17,735,972	
AA14			3,291,933	0	3,446,658	-35,425	-1.0	3,411,233	3,411,233	
AA15			6,743,963	0	7,185,694	-73,854	-1.0	7,111,840	7,111,840	
AA16			792,430	0	809,009	-8,916	-1.0	800,193	800,193	
AA17			3,143,167	0	3,342,913	-34,353	-1.0	3,308,560	3,308,560	
AA18			2,553,159	0	2,764,764	-28,409	-1.0	2,736,355	2,736,355	
AA19			4,154,967	0	4,477,301	-46,008	-1.0	4,431,293	4,431,293	
AA20			146,648	0	158,975	-1,658	-1.0	157,317	157,317	
AA21			5,718,284	0	6,017,940	-61,854	-1.0	5,956,086	5,956,086	
AA22			31,472,935	0	33,636,867	-345,712	-1.0	33,291,155	33,291,155	
AA23			5,043,882	0	5,411,502	-55,626	-1.0	5,355,876	5,355,876	
AA24			593,577	0	634,185	-6,540	-1.0	627,645	627,645	
AA25			3,073,110	0	3,137,645	-32,249	-1.0	3,105,396	3,105,396	
AA26			6,057,476	0	6,495,752	-66,768	-1.0	6,428,984	6,428,984	
AA27			113,506	0	123,045	-1,272	-1.0	121,773	121,773	
AA28			4,526,323	0	4,765,119	-48,971	-1.0	4,716,148	4,716,148	
AA29			16,077,579	0	16,973,841	-174,458	-1.0	16,799,383	16,799,383	
AA30			27,294,282	0	29,080,048	-298,884	-1.0	28,781,164	28,781,164	
AA31			8,193,388	0	8,877,930	-91,242	-1.0	8,786,688	8,786,688	
AA32			4,384,845	0	4,733,507	-48,635	-1.0	4,684,872	4,684,872	
AA33			224,032,775	0	224,032,775	-2,564,690	-1.0	221,468,085	221,468,085	
AA34			80,848,280	0	80,848,280	-995,128	-1.0	79,853,152	79,853,152	
AA35			401,579	0	420,464	-4,288	-1.0	416,176	416,176	
AA36			263,853	0	276,083	-2,854	-1.0	273,209	273,209	
AA37			1,314,928	0	1,376,738	-14,146	-1.0	1,362,592	1,362,592	
AA38			364,041	0	381,159	-4,003	-1.0	377,156	377,156	
AA39			831,984	0	871,155	-8,948	-1.0	862,207	862,207	
AA40			79,417	0	83,172	-740	-1.0	82,432	82,432	
AA41			955,248	0	1,000,136	-10,289	-1.0	989,847	989,847	
AA42			440,664	0	450,033	-4,673	-1.0	445,360	445,360	
AA43			1,454,487	0	1,543,524	-15,862	-1.0	1,527,662	1,527,662	
AA44			1,495,177	0	1,579,032	-17,187	-1.0	1,561,845	1,561,845	
AA45			160,483	0	163,925	-1,604	-1.0	162,321	162,321	
AA46			875,590	0	929,008	-9,550	-1.0	919,458	919,458	
AA47			1,884,438	0	1,979,232	-20,351	-1.0	1,958,881	1,958,881	
AA48			2,010,096	0	2,156,291	-22,163	-1.0	2,134,128	2,134,128	
AA49			5,975	0	6,719	0	0.0	6,719	6,719	
AA50			13,389,280	0	14,471,334	-148,731	-1.0	14,322,603	14,322,603	
AA51			1,935,507	0	2,098,103	-21,561	-1.0	2,076,542	2,076,542	
AA52			200,289	0	217,104	-2,167	-1.0	214,937	214,937	
AA53			176,266	0	191,075	-1,972	-1.0	189,103	189,103	
AA54			2,648,272	0	2,870,401	-29,486	-1.0	2,840,915	2,840,915	
AA55			2,449,322	0	2,655,042	-27,278	-1.0	2,627,764	2,627,764	
AA56			715,949	0	775,273	-7,972	-1.0	767,301	767,301	
AA57			7,134,541	0	7,556,377	-77,664	-1.0	7,478,713	7,478,713	
AA58			328,087	0	355,656	-3,644	-1.0	352,012	352,012	
AA59			2,282,958	0	2,438,472	-25,064	-1.0	2,413,408	2,413,408	
AA60			24,273	0	26,339	-12	0.0	26,327	26,327	
AA61			141,795	0	151,997	-1,573	-1.0	150,424	150,424	
AA62			271,438	0	291,504	-2,980	-1.0	288,524	288,524	
AA63			543,616	0	581,833	-5,963	-1.0	575,870	575,870	
AA64			1,196,880	0	1,291,389	-13,291	-1.0	1,278,098	1,278,098	
AA65			810,636	0	869,171	-8,926	-1.0	860,245	860,245	
AA66			2,219,194	0	2,405,602	-24,721	-1.0	2,380,881	2,380,881	
AA67			8,881,487	0	9,627,530	-98,963	-1.0	9,528,567	9,528,567	
AA68			43,382	0	47,027	-744	-2.0	46,283	46,283	
AA69			749,593	0	812,573	-8,342	-1.0	804,231	804,231	
AA70			205,629	0	222,436	-2,230	-1.0	220,206	220,206	
AA71			10,177,829	0	11,032,687	-113,388	-1.0	10,919,299	10,919,299	
AA72			114,851	0	120,268	-1,223	-1.0	119,045	119,045	
AA73			2,149,876	0	2,330,447	-23,961	-1.0	2,306,486	2,306,486	
AA74			994,755	0	1,075,061	-11,052	-1.0	1,064,009	1,064,009	
AA75			1,288,777	0	1,394,958	-14,334	-1.0	1,380,624	1,380,624	
AA76			634,536	0	664,342	-6,817	-1.0	657,525	657,525	
AA77			1,108,771	0	1,201,911	-12,351	-1.0	1,189,560	1,189,560	
AA78			968,490	0	1,049,844	-10,794	-1.0	1,039,050	1,039,050	
AA79			76,341	0	77,829	-744	-1.0	77,085	77,085	
AA80			332,730	0	360,684	-3,700	-1.0	356,984	356,984	
AA81			29,307	0	31,746	-195	-1.0	31,551	31,551	
AA82			8,725	0	9,510	0	0.0	9,510	9,510	
AA83			569,673	0	617,516	-6,340	-1.0	611,176	611,176	
AA84			178,566	0	193,557	-2,031	-1.0	191,526	191,526	
AA85			6,321,966	0	6,793,927	-69,834	-1.0	6,724,093	6,724,093	
AA86			119,674	0	123,731	-1,340	-1.0	128,391	128,391	
AA87			611,539	0	652,956	-6,700	-1.0	646,256	646,256	
AA88			48,410	0	52,491	-704	-1.0	51,787	51,787	
AA89			3,223,693	0	3,454,268	-35,490	-1.0	3,418,778	3,418,778	
AA90			8,468,801	0	8,868,315	-113,088	-1.0	8,755,227	8,755,227	
AA91			251,146	0	272,224	-2,812	-1.0	269,412	269,412	
AA92			10,925	0	11,824	-30	0.0	11,794	11,794	
A1			2,897,752	0	2,979,690	-28,061	-1.0	2,951,629	2,951,629	
A2			0	0	21,188,055	0	0.0	21,188,055	21,188,055	
A3			0	0	7,845,514	0	0.0	7,845,514	7,845,514	
A4			0	0	10,617,689	0	0.0	10,617,689	10,617,689	
A5			0	0	0	0	0.0	0	0	
A6			0	0	22,332,525	0	0.0	22,332,525	22,332,525	
A7			0	0	3,193,577	0	0.0	3,193,577	3,193,577	
A8			0	0	74,414	1,114	1.0	75,528	75,528	
Zone Total			932,920,606	14,057	1,043,258,761	-11,333,271		1,031,925,490	1,031,925,466	

December-12										
Zone	Date	KWH from NYISO	Total Unaccounted Load per Subzone							
2	Dec-12	615,391,756	-10,063,035							
Lse/Muni	PTID	NAME	CSS Load	Load Mod	Total-load mod w/losses	Unaccounted	Percent	Total -load mod w/losses + unaccounted	Mwh to NYISO	
BB1			238,103,397	6,368,204	250,066,092	-6,051,773	-2.0	244,014,319	244,014,316	
BB2			5,257,426	0	5,699,043	-58,576	-1.0	5,640,467	5,640,467	
BB3			219,899	0	236,293	-2,397	-1.0	233,896	233,896	
BB4			3,267,381	0	3,541,839	-36,392	-1.0	3,505,447	3,505,447	
BB5			45,218,617	0	48,488,095	-498,364	-1.0	47,989,731	47,989,731	
BB6			8,408,499	0	9,074,807	-93,262	-1.0	8,981,545	8,981,545	
BB7			1,580,269	0	1,712,656	-17,605	-1.0	1,695,051	1,695,051	
BB8			4,238,316	0	4,573,838	-46,998	-1.0	4,526,840	4,526,840	
BB9			1,311,728	0	1,416,888	-14,567	-1.0	1,402,321	1,402,321	
BB10			13,910,704	0	14,823,908	-152,369	-1.0	14,671,539	14,671,539	
BB11			3,935,270	0	4,265,828	-43,850	-1.0	4,221,978	4,221,978	
BB12			2,715,626	0	2,936,110	-30,192	-1.0	2,905,918	2,905,918	
BB13			155,799	0	168,895	-1,714	-1.0	167,181	167,181	
BB14			66,566	0	61,319	-744	-1.0	60,575	60,575	
BB15			1,004,451	0	1,060,606	-10,904	-1.0	1,049,702	1,049,702	
BB16			26,153,124	0	27,938,274	-287,159	-1.0	27,651,115	27,651,115	
BB17			12,282,666	0	13,075,624	-134,396	-1.0	12,941,228	12,941,228	
BB18			7,485,983	0	7,711,381	-79,252	-1.0	7,632,129	7,632,129	
BB19			2,307,984	0	2,498,784	-25,702	-1.0	2,473,082	2,473,082	
BB20			10,444	0	11,325	0	0.0	11,325	11,325	
BB21			11,430,171	0	11,945,560	-122,759	-1.0	11,822,801	11,822,801	
BB22			20,474,357	0	21,598,806	-221,990	-1.0	21,376,816	21,376,816	
BB23			4,054,351	0	4,333,628	-44,534	-1.0	4,289,094	4,289,094	
BB24			5,767,474	0	6,250,102	-64,232	-1.0	6,185,870	6,185,870	
BB25			7,988,032	0	8,587,050	-85,265	-1.0	8,498,785	8,498,785	
BB26			218,789	0	223,297	-2,218	-1.0	221,079	221,079	
BB27			1,080,072	0	1,102,735	-11,330	-1.0	1,091,405	1,091,405	
BB28			1,098,018	0	1,121,089	-11,524	-1.0	1,109,565	1,109,565	
BB29			0	0	0	0	0.0	0	0	
BB30			74,268	0	75,797	-782	-1.0	75,015	75,015	
BB31			204,100	0	208,420	-2,158	-1.0	206,262	206,262	
BB32			3,440,088	0	3,512,387	-36,087	-1.0	3,476,300	3,476,300	
BB33			0	0	0	0	0.0	0	0	
BB34			2,036,502	0	2,079,260	-21,417	-1.0	2,057,843	2,057,843	
BB35			50	0	52	0	0.0	52	0	0.052
BB36			1,089,280	0	1,158,467	-11,897	-1.0	1,146,570	1,146,570	
BB37			1,951,071	0	2,070,093	-21,268	-1.0	2,048,825	2,048,825	
BB38			104,721	0	111,771	-1,073	-1.0	110,698	110,698	
BB39			1,789,686	0	1,937,897	-19,918	-1.0	1,917,979	1,917,979	
BB40			895,487	0	970,696	-9,978	-1.0	960,718	960,718	
BB41			549,122	0	595,261	-6,102	-1.0	589,159	589,159	
BB42			118,688	0	128,650	-1,314	-1.0	127,336	127,336	
BB43			1,616,951	0	1,752,775	-18,005	-1.0	1,734,770	1,734,770	
BB44			2,884,479	0	3,126,766	-32,131	-1.0	3,094,635	3,094,635	
BB45			1,026,309	0	1,112,510	-11,440	-1.0	1,101,070	1,101,070	
BB46			8,689,181	0	9,398,854	-96,584	-1.0	9,300,270	9,300,270	
BB47			205,576	0	222,845	-2,277	-1.0	220,568	220,568	
BB48			2,362	0	2,362	0	0.0	2,362	2,362	
BB49			1,681,474	0	1,822,708	-18,743	-1.0	1,803,965	1,803,965	
BB50			6,566,014	0	7,117,559	-73,152	-1.0	7,044,407	7,044,407	
BB51			8,338	0	8,958	0	0.0	8,958	8,958	
BB52			482,369	0	522,884	-5,366	-1.0	517,518	517,518	
BB53			594,410	0	640,015	-6,587	-1.0	633,428	633,428	
BB54			2,723	0	2,876	0	0.0	2,876	2,876	
BB55			15,508	0	16,331	0	0.0	16,331	16,331	
BB56			11,482,111	0	12,446,604	-127,921	-1.0	12,318,683	12,318,683	
BB57			721,561	0	782,171	-8,042	-1.0	774,129	774,129	
BB58			654,602	0	709,584	-7,298	-1.0	702,286	702,286	
BB59			877	0	877	0	0.0	877	0	0.877
BB60			1,198,403	0	1,289,727	-13,265	-1.0	1,276,462	1,276,462	
BB61			799	0	800	0	0.0	800	0	0.800
BB62			1,539	0	1,606	-1	0.0	1,605	1,605	
BB63			6,395	0	6,793	-80	-1.0	6,713	6,713	
BB64			48	0	50	0	0.0	50	0	0.050
BB65			0	0	0	0	0.0	0	0	0.000
BB66			0	0	0	0	0.0	0	0	0.000
BB67			0	0	0	0	0.0	0	0	0.000
BB68			1,156,517	0	1,253,660	-12,883	-1.0	1,240,777	1,240,777	
BB69			1,526,473	0	1,654,701	-17,005	-1.0	1,637,696	1,637,696	
BB70			6,865,374	0	7,009,545	-72,058	-1.0	6,937,487	6,937,487	
BB71			204,388	0	221,563	-2,241	-1.0	219,322	219,322	
BB72			629,140	0	681,981	-7,014	-1.0	674,967	674,967	
BB73			209,119	0	226,680	-2,310	-1.0	224,370	224,370	
BB74			341,910	0	370,626	-3,820	-1.0	366,806	366,806	
BB75			399,041	0	432,558	-4,428	-1.0	428,130	428,130	
BB76			557,216	0	604,038	-6,211	-1.0	597,827	597,827	
BB77			31,000	0	33,609	-267	-1.0	33,342	33,342	
BB78			30,759	0	33,352	-241	-1.0	33,111	33,111	
BB79			16,588	0	18,068	0	0.0	18,068	18,068	
BB80			7,684,214	0	8,034,542	-199,443	-3.0	7,835,099	7,835,099	
BB81			65,136	0	70,601	-757	-1.0	69,844	69,844	
BB82			18,933	0	20,574	-139	-1.0	20,435	20,435	
B1			49,175,700	0	49,672,430	-1,028,261	-2.0	48,644,169	48,644,169	
B2			0	0	41,329,036	0	0.0	41,329,036	41,329,036	
B3			0	0	5,430,949	0	0.0	5,430,949	5,430,949	
Zone Total			548,741,993	6,368,204	625,454,791	-10,063,032		615,391,759	615,391,756	

December-12										
Zone	Date	KWH from NYISO		Total Unaccounted Load per Subzone						
3	Dec-12	415,474,726		15,682,602						
Lse/Muni	PTID	NAME	CSS Load	Load Mod	Total-load mod w/losses	Unaccounted	Percent	Total -load mod w/losses + unaccounted	Mwh to NYISO	
CC1			185,493,903	36,319,408	161,702,342	15,681,248	9.0	177,383,590	177,383,574	
CC2			4,982,487	0	5,401,010	-55,523	-1.0	5,345,487	5,345,487	
CC3			6,832	0	7,576	0	0.0	7,576	7,576	
CC4			2,712,795	0	2,940,114	-30,216	-1.0	2,909,898	2,909,898	
CC5			29,464,115	0	31,250,984	-321,191	-1.0	30,929,793	30,929,793	
CC6			11,082,927	0	11,939,730	-122,719	-1.0	11,817,011	11,817,011	
CC7			1,093,153	0	1,184,969	-12,168	-1.0	1,172,801	1,172,801	
CC8			1,772,734	0	1,918,796	-19,717	-1.0	1,899,079	1,899,079	
CC9			354,029	0	383,768	-3,922	-1.0	379,846	379,846	
CC10			6,196,950	0	6,684,848	-68,713	-1.0	6,616,135	6,616,135	
CC11			2,793,709	0	3,028,394	-31,126	-1.0	2,997,268	2,997,268	
CC12			608,719	0	655,132	-6,701	-1.0	648,431	648,431	
CC13			83,914	0	90,950	-882	-1.0	90,068	90,068	
CC14			0	0	0	0	0.0	0	0	0.000
CC15			4,325,868	0	4,686,518	-48,174	-1.0	4,638,344	4,638,344	
CC16			60,046	0	65,078	-744	-1.0	64,334	64,334	
CC17			20,896,779	0	22,129,839	-227,452	-1.0	21,902,387	21,902,387	
CC18			4,061,112	0	4,376,638	-44,977	-1.0	4,331,661	4,331,661	
CC19			1,616,228	0	1,747,630	-17,948	-1.0	1,729,682	1,729,682	
CC20			1,615,231	0	1,750,899	-17,997	-1.0	1,732,902	1,732,902	
CC21			13,598	0	14,721	0	0.0	14,721	14,721	
CC22			3,677,479	0	3,891,019	-39,987	-1.0	3,851,032	3,851,032	
CC23			6,687,309	0	7,026,876	-72,211	-1.0	6,954,665	6,954,665	
CC24			1,559,373	0	1,688,526	-17,353	-1.0	1,671,173	1,671,173	
CC25			6,640,344	0	7,194,593	-73,953	-1.0	7,120,640	7,120,640	
CC26			6,263,386	0	6,697,176	-68,849	-1.0	6,628,327	6,628,327	
CC27			0	0	0	0	0.0	0	0	0.000
CC28			70,560	0	72,030	-818	-1.0	71,212	71,212	
CC29			195,852	0	199,927	-2,099	-1.0	197,828	197,828	
CC30			6,572,700	0	6,995,021	-71,903	-1.0	6,923,118	6,923,118	
CC31			7,174	0	7,918	0	0.0	7,918	7,918	
CC32			3,523	0	3,693	0	0.0	3,693	3,693	
CC33			301,690	0	327,035	-3,356	-1.0	323,679	323,679	
CC34			792,939	0	859,549	-8,824	-1.0	850,725	850,725	
CC35			202,913	0	207,168	-2,134	-1.0	205,034	205,034	
CC36			195,024	0	209,412	-2,158	-1.0	207,254	207,254	
CC37			102,475	0	111,073	-1,100	-1.0	109,973	109,973	
CC38			1,516,365	0	1,643,734	-16,889	-1.0	1,626,845	1,626,845	
CC39			4,032,513	0	4,371,246	-44,925	-1.0	4,326,321	4,326,321	
CC40			857,521	0	929,308	-9,538	-1.0	919,770	919,770	
CC41			4,826,660	0	5,216,569	-53,622	-1.0	5,162,947	5,162,947	
CC42			228,882	0	248,110	-2,535	-1.0	245,575	245,575	
CC43			21,481	0	23,171	0	0.0	23,171	23,171	
CC44			11,146	0	11,380	-116	-1.0	11,264	11,264	
CC45			1,390,018	0	1,505,780	-15,468	-1.0	1,490,312	1,490,312	
CC46			6,029,284	0	6,535,759	-67,161	-1.0	6,468,598	6,468,598	
CC47			3,995	0	4,297	0	0.0	4,297	4,297	
CC48			550,950	0	597,211	-6,142	-1.0	591,069	591,069	
CC49			130,086	0	141,018	-1,486	-1.0	139,532	139,532	
CC50			18,534,346	0	20,090,167	-206,487	-1.0	19,883,680	19,883,680	
CC51			561,005	0	608,112	-6,247	-1.0	601,865	601,865	
CC52			207,007	0	224,404	-2,285	-1.0	222,119	222,119	
CC53			80,409	0	87,144	-780	-1.0	86,364	86,364	
CC54			686,623	0	744,301	-7,637	-1.0	736,664	736,664	
CC55			0	0	0	0	0.0	0	0	0.000
CC56			4	0	4	0	0.0	4	4	0.004
CC57			2	0	2	0	0.0	2	2	0.002
CC58			0	0	0	0	0.0	0	0	0.000
CC59			0	0	0	0	0.0	0	0	0.000
CC60			2,688	0	2,868	0	0.0	2,868	2,868	
CC61			0	0	0	0	0.0	0	0	0.000
CC62			0	0	0	0	0.0	0	0	0.000
CC63			38	0	40	0	0.0	40	40	0.040
CC64			0	0	0	0	0.0	0	0	0.000
CC65			0	0	0	0	0.0	0	0	0.000
CC66			0	0	0	0	0.0	0	0	0.000
CC67			0	0	0	0	0.0	0	0	0.000
CC68			2	0	2	0	0.0	2	2	0.002
CC69			1,541	0	1,674	0	0.0	1,674	1,674	
CC70			0	0	0	0	0.0	0	0	0.000
CC71			25	0	27	0	0.0	27	27	0.027
CC72			61,514	0	62,811	-738	-1.0	62,073	62,073	
CC73			30	0	30	0	0.0	30	30	0.030
CC74			537	0	547	-6	-1.0	541	541	
CC75			0	0	0	0	0.0	0	0	0.000
CC76			3,385	0	3,477	0	0.0	3,477	3,477	
CC77			8,839	0	9,056	0	0.0	9,056	9,056	
CC78			6	0	6	0	0.0	6	6	0.006
CC79			2,485	0	2,563	0	0.0	2,563	2,563	
CC80			352	0	366	-1	0.0	365	365	
CC81			0	0	0	0	0.0	0	0	0.000
CC82			0	0	0	0	0.0	0	0	0.000
CC83			0	0	0	0	0.0	0	0	0.000
CC84			2,142	0	2,246	0	0.0	2,246	2,246	
CC85			55	0	55	0	0.0	55	55	0.055
CC86			73	0	73	0	0.0	73	73	0.073
CC87			38	0	38	0	0.0	38	38	0.038
CC88			45	0	45	0	0.0	45	45	0.045
CC89			44	0	44	0	0.0	44	44	0.044
CC90			2	0	2	0	0.0	2	2	0.002
CC91			0	0	0	0	0.0	0	0	0.000
CC92			1,072,351	0	1,162,431	-11,942	-1.0	1,150,489	1,150,489	
CC93			902,523	0	978,341	-10,053	-1.0	968,288	968,288	
CC94			393,273	0	426,306	-4,406	-1.0	421,900	421,900	
CC95			946,863	0	1,026,395	-10,550	-1.0	1,015,845	1,015,845	
CC96			176,546	0	191,382	-1,975	-1.0	189,407	189,407	
CC97			85,617	0	92,800	-909	-1.0	91,891	91,891	
CC98			112,426	0	121,875	-1,248	-1.0	120,627	120,627	
CC99			522,085	0	565,947	-5,820	-1.0	560,127	560,127	
CC100			47,263	0	51,250	-672	-1.0	50,578	50,578	
CC101			17,374	0	18,897	0	0.0	18,897	18,897	
CC102			34,122	0	34,841	-359	-1.0	34,482	34,482	
CC103			12,319,270	0	12,821,008	1,225,751	9.0	14,046,759	14,046,759	
CC104			136,276	0	147,717	-1,525	-1.0	146,192	146,192	
CC105			68,290	0	74,014	-760	-1.0	73,254	73,254	
C1			6,122,347	0	6,184,183	627,839	9.0	6,812,022	6,812,022	
C2			0	0	22,607,472	0	0.0	22,607,472	22,607,472	
C3			0	0	4,855,002	0	0.0	4,855,002	4,855,002	
C4			602,640	0	631,098	65,097	9.0	696,195	696,195	
C5			10,220	0	10,441	1,035	9.0	11,476	11,476	
C6			6,741,636	0	6,883,215	-70,742	-1.0	6,812,473	6,812,473	
C7			371,631	0	388,870	39,587	9.0	428,457	428,457	
Zone Total			382,942,761	36,319,408	399,792,124	15,682,618		415,474,742	415,474,726	

December-12										
Zone	Date	KWH from NYISO		Total Unaccounted Load per Subzone						
4	Dec-12	930,593,118		-17,900,473						
Lse/Muni	PTID	NAME	CSS Load	Load Mod	Total-load mod w/losses	Unaccounted	Percent	Total -load mod w/losses + unaccounted	Mwh to NYISO	
DD1			421,218,076	63,234,116	388,693,114	-11,334,261	-3.0	377,358,853	377,358,864	
DD2			9,632,969	0	10,442,130	-107,322	-1.0	10,334,808	10,334,808	
DD3			90,359	0	97,941	-1,081	-1.0	96,860	96,860	
DD4			5,118,776	0	5,548,746	-57,038	-1.0	5,491,708	5,491,708	
DD5			103,613,523	0	109,259,943	-1,122,968	-1.0	108,136,975	108,136,975	
DD6			22,875,784	0	24,250,806	-249,258	-1.0	24,001,548	24,001,548	
DD7			4,223,011	0	4,564,750	-46,916	-1.0	4,517,834	4,517,834	
DD8			9,103,003	0	9,720,755	-99,921	-1.0	9,620,834	9,620,834	
DD9			2,123,254	0	2,279,229	-23,428	-1.0	2,255,801	2,255,801	
DD10			15,741,231	0	17,034,420	-175,083	-1.0	16,859,337	16,859,337	
DD11			3,452,707	0	3,742,724	-38,483	-1.0	3,704,241	3,704,241	
DD12			662,868	0	718,536	-7,378	-1.0	711,158	711,158	
DD13			8,072,844	0	8,242,368	-265,713	-3.0	7,976,655	7,976,655	
DD14			676,797	0	729,741	-7,518	-1.0	722,223	722,223	
DD15			92,236	0	99,984	-996	-1.0	98,988	98,988	
DD16			752,744	0	805,187	-8,278	-1.0	796,909	796,909	
DD17			42,237,595	0	44,523,655	-457,618	-1.0	44,066,037	44,066,037	
DD18			25,584,210	0	27,238,703	-279,966	-1.0	26,958,737	26,958,737	
DD19			21,232,302	0	22,160,782	-227,763	-1.0	21,933,019	21,933,019	
DD20			4,679,666	0	5,066,166	-52,063	-1.0	5,014,103	5,014,103	
DD21			60,932	0	66,032	-744	-1.0	65,288	65,288	
DD22			3,528,373	0	3,710,107	-38,141	-1.0	3,671,966	3,671,966	
DD23			24,449,366	0	25,668,174	-263,823	-1.0	25,404,351	25,404,351	
DD24			1,233,451	0	1,337,070	-13,747	-1.0	1,323,323	1,323,323	
DD25			12,883,402	0	13,954,430	-143,413	-1.0	13,811,017	13,811,017	
DD26			22,819,170	0	24,614,434	-252,967	-1.0	24,361,467	24,361,467	
DD27			84,788	0	88,542	-912	-1.0	85,630	85,630	
DD28			28,000,971	0	29,252,126	-300,629	-1.0	28,951,497	28,951,497	
DD29			641,544	0	671,696	-6,910	-1.0	664,786	664,786	
DD30			1,249,228	0	1,307,933	-13,436	-1.0	1,294,497	1,294,497	
DD31			49,253	0	53,445	-744	-1.0	52,701	52,701	
DD32			700,392	0	759,209	-7,795	-1.0	751,414	751,414	
DD33			1,950,007	0	2,113,818	-21,720	-1.0	2,092,098	2,092,098	
DD34			1,695,081	0	1,807,270	-18,572	-1.0	1,788,698	1,788,698	
DD35			202,298	0	219,289	-2,235	-1.0	217,054	217,054	
DD36			8,130,885	0	8,813,874	-90,586	-1.0	8,723,288	8,723,288	
DD37			6,699,299	0	7,214,847	-74,155	-1.0	7,140,692	7,140,692	
DD38			1,948,874	0	2,112,586	-21,722	-1.0	2,090,864	2,090,864	
DD39			9,698,444	0	10,499,660	-107,920	-1.0	10,391,740	10,391,740	
DD40			362,495	0	370,103	-3,810	-1.0	366,293	366,293	
DD41			818,226	0	835,414	-8,587	-1.0	826,827	826,827	
DD42			397,378	0	430,761	-4,423	-1.0	426,338	426,338	
DD43			3,265	0	3,396	0	0.0	3,396	3,396	
DD44			4,202,750	0	4,555,767	-46,817	-1.0	4,508,950	4,508,950	
DD45			7,282,833	0	7,894,601	-81,148	-1.0	7,813,453	7,813,453	
DD46			673,252	0	621,409	-6,401	-1.0	615,008	615,008	
DD47			2,225,190	0	2,411,620	-24,785	-1.0	2,386,835	2,386,835	
DD48			476,433	0	516,066	-5,299	-1.0	510,767	510,767	
DD49			43,484,670	0	47,135,986	-484,458	-1.0	46,651,528	46,651,528	
DD50			252,820	0	258,100	-2,688	-1.0	255,412	255,412	
DD51			818,834	0	887,619	-9,111	-1.0	878,508	878,508	
DD52			407,286	0	441,495	-4,518	-1.0	436,977	436,977	
DD53			89,237	0	96,717	-954	-1.0	95,763	95,763	
DD54			2,223,184	0	2,305,196	-23,702	-1.0	2,281,494	2,281,494	
DD55			3,936	0	3,977	0	0.0	3,977	3,977	
DD56			344	0	344	0	0.0	344	344	
DD57			21,880	0	22,644	0	0.0	22,644	22,644	
DD58			118	0	123	0	0.0	123	0.123	
DD59			0	0	0	0	0.0	0	0.000	
DD60			0	0	0	0	0.0	0	0.000	
DD61			4,179	0	4,243	-2	0.0	4,241	4,241	
DD62			0	0	0	0	0.0	0	0.000	
DD63			21	0	21	0	0.0	21	0.021	
DD64			0	0	0	0	0.0	0	0.000	
DD65			25,523	0	26,039	-279	-1.0	25,760	25,760	
DD66			2,054,415	0	2,226,985	-22,867	-1.0	2,204,098	2,204,098	
DD67			1,449,090	0	1,479,538	-15,191	-1.0	1,464,347	1,464,347	
DD68			2,790,371	0	3,024,764	-31,079	-1.0	2,993,685	2,993,685	
DD69			2,379,400	0	2,429,514	-24,873	-1.0	2,404,641	2,404,641	
DD70			434,824	0	471,343	-4,825	-1.0	466,518	466,518	
DD71			1,933,051	0	2,094,942	-21,526	-1.0	2,073,416	2,073,416	
DD72			483,454	0	524,068	-5,385	-1.0	518,683	518,683	
DD73			1,753,430	0	1,900,716	-19,530	-1.0	1,881,186	1,881,186	
DD74			300,717	0	325,971	-3,354	-1.0	322,617	322,617	
DD75			78,768	0	80,409	-859	-1.0	79,550	79,550	
DD76			1,123,272	0	1,148,885	-11,810	-1.0	1,135,075	1,135,075	
DD77			200,592	0	204,842	-2,181	-1.0	202,661	202,661	
DD78			2,609,495	0	2,828,355	-29,070	-1.0	2,799,285	2,799,285	
DD79			129,357	0	140,216	-1,432	-1.0	138,784	138,784	
DD80			54,585	0	59,171	-744	-1.0	58,427	58,427	
DD81			33,564,583	0	34,564,432	-1,037,498	-3.0	33,526,934	33,526,934	
DD82			242,316	0	262,667	-2,713	-1.0	259,954	259,954	
DD83			55,051	0	59,674	-582	-1.0	59,092	59,092	
D1			0	0	3,134,927	0	0.0	3,134,927	3,134,927	
D2			0	0	1,762,273	0	0.0	1,762,273	1,762,273	
D3			0	0	0	0	0.0	0	0.000	
D4			0	0	0	0	0.0	0	0.000	
D5			66,918	0	70,205	-345	0.0	69,860	69,860	
D6			654,191	0	660,797	-6,821	-1.0	653,976	653,976	
D7			464,523	0	469,205	-4,826	-1.0	464,379	464,379	
D8			265,134	0	267,829	-2,758	-1.0	265,071	265,071	
Zone Total			943,961,104	63,234,116	948,493,591	-17,900,484		930,593,107	930,593,118	

December-12										
Zone	Date	KWH from NYISO		Total Unaccounted Load per Subzone						
29	Dec-12	178,035,304		-6,816,566						
Lse/Muni	PTID	NAME	CSS Load	Load Mod	Total-load mod w/losses	Unaccounted	Percent	Total -load mod w/losses + unaccounted	Mwh to NYISO	
EE1										
EE2			81,976,059	175,154	88,570,290	-5,516,859	-7.0	83,053,431	83,053,420	
EE3			1,826,286	0	1,979,702	-20,342	-1.0	1,959,360	1,959,360	
EE4			4,222	0	4,589	0	0.0	4,589	4,589	
EE5			898,768	0	974,255	-10,018	-1.0	964,237	964,237	
EE6			4,737,939	0	5,071,700	-52,129	-1.0	5,019,571	5,019,571	
EE7			5,005,254	0	5,422,427	-55,737	-1.0	5,366,690	5,366,690	
EE8			525,173	0	569,283	-5,866	-1.0	563,417	563,417	
EE9			2,679,178	0	2,899,420	-29,804	-1.0	2,869,616	2,869,616	
EE10			2,563,422	0	2,766,484	-28,434	-1.0	2,738,050	2,738,050	
EE11			1,517,671	0	1,629,098	-16,739	-1.0	1,612,359	1,612,359	
EE12			1,014,466	0	1,099,234	-11,312	-1.0	1,087,922	1,087,922	
EE13			13,784	0	14,925	0	0.0	14,925	14,925	
EE14			1,555,467	0	1,652,725	-16,976	-1.0	1,635,749	1,635,749	
EE15			190,951	0	205,836	-2,089	-1.0	203,747	203,747	
EE16			183,903	0	199,353	-2,039	-1.0	197,314	197,314	
EE17			315,514	0	341,864	-3,463	-1.0	338,381	338,381	
EE18			305,887	0	331,563	-3,339	-1.0	328,224	328,224	
EE19			27,205	0	29,471	-140	0.0	29,331	29,331	
EE20			1,058	0	1,058	0	0.0	1,058	1,058	
EE21			2,808,973	0	3,016,083	-30,998	-1.0	2,985,085	2,985,085	
EE22			3,984,809	0	4,160,755	-42,760	-1.0	4,117,995	4,117,995	
EE23			537,773	0	564,636	-5,801	-1.0	558,835	558,835	
EE24			1,184,315	0	1,283,790	-13,198	-1.0	1,270,592	1,270,592	
EE25			8,593	0	9,352	0	0.0	9,352	9,352	
EE26			1,987,695	0	2,108,596	-21,669	-1.0	2,087,267	2,087,267	
EE27			4,970,418	0	5,181,015	-53,258	-1.0	5,127,757	5,127,757	
EE28			3,636,199	0	3,917,114	-40,264	-1.0	3,876,850	3,876,850	
EE29			3,074,997	0	3,328,028	-34,207	-1.0	3,293,821	3,293,821	
EE30			1,271,799	0	1,372,933	-14,119	-1.0	1,358,814	1,358,814	
EE31			5,094,401	0	5,094,401	-302,927	-6.0	4,791,474	4,791,474	
EE32			737,971	0	737,971	-51,573	-8.0	686,398	686,398	
EE33			81,681	0	83,251	-764	-1.0	82,487	82,487	
EE34			0	0	0	0	0.0	0	0	
EE35			2,961,843	0	3,130,392	-32,170	-1.0	3,098,222	3,098,222	
EE36			2,802,556	0	3,037,229	-31,217	-1.0	3,006,012	3,006,012	
EE37			955,845	0	613,162	-6,298	-1.0	606,864	606,864	
EE38			52,125	0	56,484	-738	-1.0	55,746	55,746	
EE39			510,558	0	553,452	-5,675	-1.0	547,777	547,777	
EE40			1,405,317	0	1,523,357	-15,645	-1.0	1,507,712	1,507,712	
EE41			376,617	0	408,252	-4,186	-1.0	404,066	404,066	
EE42			2,809,212	0	3,045,194	-31,295	-1.0	3,013,899	3,013,899	
EE43			105,974	0	114,865	-1,144	-1.0	113,721	113,721	
EE44			1,497	0	1,497	0	0.0	1,497	1,497	
EE45			21,855	0	23,423	-66	0.0	23,357	23,357	
EE46			862,103	0	934,211	-9,605	-1.0	924,606	924,606	
EE47			3,378,520	0	3,662,422	-37,644	-1.0	3,624,778	3,624,778	
EE48			9,932	0	10,789	0	0.0	10,789	10,789	
EE49			187,607	0	203,368	-2,110	-1.0	201,258	201,258	
EE50			98,037	0	106,273	-1,063	-1.0	105,210	105,210	
EE51			3,102,308	0	3,362,910	-34,572	-1.0	3,328,338	3,328,338	
EE52			102,825	0	111,465	-1,157	-1.0	110,308	110,308	
EE53			12,399	0	13,437	0	0.0	13,437	13,437	
EE54			204,936	0	222,148	-2,305	-1.0	219,843	219,843	
EE55			648,361	0	702,138	-7,206	-1.0	694,932	694,932	
EE56			6,174	0	6,654	0	0.0	6,654	6,654	
EE57			0	0	0	0	0.0	0	0	
EE58			8,208	0	8,702	0	0.0	8,702	8,702	
EE59			882,367	0	936,183	-9,624	-1.0	926,559	926,559	
EE60			335,569	0	363,756	-3,754	-1.0	360,002	360,002	
EE61			354,039	0	383,772	-3,947	-1.0	379,825	379,825	
EE62			466,389	0	505,568	-5,199	-1.0	500,369	500,369	
EE63			57,217	0	62,032	-744	-1.0	61,288	61,288	
EE64			10,680	0	11,577	0	0.0	11,577	11,577	
EE65			84,630	0	91,735	-869	-1.0	90,866	90,866	
EE66			4,801	0	5,298	0	0.0	5,298	5,298	
EE67			616,945	0	660,818	-6,765	-1.0	654,033	654,033	
EE68			50,931	0	55,252	-744	-1.0	54,508	54,508	
EE69			2,087	0	2,087	0	0.0	2,087	2,087	
EE70			44,440	0	48,179	-738	-2.0	47,441	47,441	
EE71			37,213	0	40,341	-508	-1.0	39,833	39,833	
EE72			2,537,684	0	2,655,996	-172,651	-7.0	2,483,345	2,483,345	
EE73			23,598	0	25,601	-52	0.0	25,549	25,549	
E1			7,901	0	8,535	0	0.0	8,535	8,535	
E2			0	0	10,008,480	0	0.0	10,008,480	10,008,480	
			0	0	2,513,294	0	0.0	2,513,294	2,513,294	
		Zone Total	160,503,031	175,154	184,851,870	-6,816,555		178,035,315	178,035,304	

December-12										
Zone	Date	KWH from NYISO		Total Unaccounted Load per Subzone						
31	Dec-12	68,355,333		2,118,094						
Lse/Muni	PTID	NAME	CSS Load	Load Mod	Total-load mod w/losses	Unaccounted	Percent	Total -load mod w/losses + unaccounted	Mwh to NYISO	
FF1			21,021,760	1,580,959	21,117,299	880,976	4.0	21,998,275	21,998,274	
FF2			685,217	0	742,762	-7,627	-1.0	735,135	735,135	
FF3			454,645	0	492,821	-5,067	-1.0	487,754	487,754	
FF4			991,820	0	1,075,125	-11,066	-1.0	1,064,059	1,064,059	
FF5			392,873	0	425,890	-4,403	-1.0	421,487	421,487	
FF6			98,573	0	108,846	-1,066	-1.0	105,780	105,780	
FF7			317,545	0	344,222	-3,563	-1.0	340,659	340,659	
FF8			26,474	0	28,773	-33	0.0	28,740	28,740	
FF9			291,719	0	316,224	-3,237	-1.0	312,987	312,987	
FF10			71,303	0	77,285	-792	-1.0	76,493	76,493	
FF11			161,618	0	175,197	-1,780	-1.0	173,417	173,417	
FF12			15,008	0	16,277	0	0.0	16,277	16,277	
FF13			1,163,934	0	1,253,499	-12,875	-1.0	1,240,624	1,240,624	
FF14			4,750	0	5,306	0	0.0	5,306	5,306	
FF15			601,827	0	644,481	-6,603	-1.0	637,878	637,878	
FF16			184,499	0	200,003	-2,004	-1.0	197,999	197,999	
FF17			2,871	0	2,871	0	0.0	2,871	2,871	
FF18			109,908	0	119,158	-1,213	-1.0	117,945	117,945	
FF19			1,304	0	1,304	0	0.0	1,304	1,304	
FF20			173,463	0	188,041	-1,947	-1.0	186,094	186,094	
FF21			23,462	0	25,411	0	0.0	25,411	25,411	
FF22			1,607,304	0	1,741,944	-17,898	-1.0	1,724,046	1,724,046	
FF23			178,481	0	193,483	-1,953	-1.0	191,530	191,530	
FF24			2,376,176	0	2,521,124	-25,911	-1.0	2,495,213	2,495,213	
FF25			35,474	0	38,394	-498	-1.0	37,896	37,896	
FF26			219,523	0	238,071	-2,422	-1.0	235,649	235,649	
FF27			1,525,273	0	1,619,172	-16,634	-1.0	1,602,538	1,602,538	
FF28			17,736	0	19,244	0	0.0	19,244	19,244	
FF29			176,983	0	191,854	-2,008	-1.0	189,846	189,846	
FF30			328,224	0	355,786	-3,714	-1.0	352,072	352,072	
FF31			116,627	0	126,413	-1,299	-1.0	125,114	125,114	
FF32			93,248	0	101,069	-1,013	-1.0	100,056	100,056	
FF33			42,792	0	46,374	-587	-1.0	45,787	45,787	
FF34			240,579	0	260,788	-2,759	-1.0	258,029	258,029	
FF35			149,342	0	161,899	-1,691	-1.0	160,208	160,208	
FF36			7,682	0	8,426	0	0.0	8,426	8,426	
FF37			8,738	0	9,482	0	0.0	9,482	9,482	
FF38			1,118,338	0	1,212,275	-12,464	-1.0	1,199,811	1,199,811	
FF39			7,640	0	8,384	0	0.0	8,384	8,384	
FF40			76,556	0	82,962	-747	-1.0	82,215	82,215	
FF41			35	0	35	0	0.0	35	0.035	
FF42			137	0	147	0	0.0	147	0.147	
FF43			0	0	0	0	0.0	0	0.000	
FF44			6,832	0	7,457	-3	0.0	7,454	7,454	
FF45			18,480	0	19,391	-82	0.0	19,309	19,309	
FF46			51	0	51	0	0.0	51	0.051	
FF47			0	0	0	0	0.0	0	0.000	
FF48			265,693	0	288,021	-2,989	-1.0	285,032	285,032	
FF49			79,943	0	81,581	-850	-1.0	80,731	80,731	
FF50			98,527	0	106,808	-1,064	-1.0	105,744	105,744	
FF51			42,236	0	45,800	-667	-1.0	45,133	45,133	
FF52			156,827	0	169,993	-1,771	-1.0	168,222	168,222	
FF53			9,926	0	10,766	0	0.0	10,766	10,766	
FF54			37,335	0	40,397	-520	-1.0	39,877	39,877	
FF55			16,327	0	17,740	0	0.0	17,740	17,740	
FF56			52,190	0	55,575	-744	-1.0	55,831	55,831	
FF57			6,292	0	6,989	0	0.0	6,989	6,989	
FF58			456,648	0	479,870	20,320	4.0	500,190	500,190	
FF59			140,440	0	152,201	6,778	4.0	158,979	158,979	
FF60			17,826	0	19,343	0	0.0	19,343	19,343	
FF61			2,523	0	2,705	0	0.0	2,705	2,705	
F1			27,991,684	0	28,435,430	1,373,585	5.0	29,809,015	29,809,015	
		Zone Total	64,521,341	1,580,959	66,237,239	2,118,095		68,355,334	68,355,333	
		Grand Total	3,033,590,836	107,691,898	3,268,088,376	-28,312,629		3,239,775,747	3,239,776	

5/8/2013

2:53:49 PM Page -1 of 1



Jan-2013									
Zone	Date	KWH from NYISO		Total Unaccounted Load per Subzone					
1	Jan-13	1,073,962,206		-18,402,240					
Lse/Muni	PTID	NAME	CSS Load	Load Mod	Total-load mod w/losses	Unaccounted	Percent	Total - load mod w/losses + unaccounted	Mwh to NYISO
AA1			278,778,771	10,814	300,928,548	-7,895,341	-3.0	293,033,207	293,033,226
AA2			3,214,156	0	3,484,149	-24,458	-1.0	3,459,691	3,459,691
AA3			2,316,667	0	2,511,267	-17,614	-1.0	2,493,653	2,493,653
AA4			30,285,506	0	32,192,358	-226,018	-1.0	31,966,340	31,966,340
AA5			29,295,423	0	30,910,553	-217,010	-1.0	30,693,543	30,693,543
AA6			2,619,724	0	2,837,701	-19,926	-1.0	2,817,775	2,817,775
AA7			14,536,781	0	15,579,568	-109,379	-1.0	15,470,189	15,470,189
AA8			7,236,327	0	7,976,205	-55,311	-1.0	7,920,894	7,920,894
AA9			6,302,401	0	6,763,465	-47,474	-1.0	6,715,991	6,715,991
AA10			4,308,018	0	4,662,465	-32,735	-1.0	4,629,730	4,629,730
AA11			5,124,983	0	5,497,152	-38,607	-1.0	5,458,545	5,458,545
AA12			17,446,719	0	18,522,733	-130,048	-1.0	18,392,685	18,392,685
AA13			19,738,091	0	20,266,742	-142,288	-1.0	20,124,454	20,124,454
AA14			3,565,700	0	3,733,293	-26,221	-1.0	3,707,072	3,707,072
AA15			6,689,794	0	7,128,470	-50,055	-1.0	7,078,415	7,078,415
AA16			802,342	0	819,048	-20,395	-3.0	798,653	798,653
AA17			3,454,130	0	3,669,682	-25,763	-1.0	3,643,919	3,643,919
AA18			2,739,914	0	2,967,314	-20,832	-1.0	2,946,482	2,946,482
AA19			4,479,590	0	4,826,574	-33,874	-1.0	4,792,700	4,792,700
AA20			150,815	0	163,487	-1,128	-1.0	162,359	162,359
AA21			5,929,377	0	6,241,163	-43,823	-1.0	6,197,340	6,197,340
AA22			33,923,690	0	36,294,948	-234,620	-1.0	36,010,228	36,010,228
AA23			4,368,223	0	4,727,772	-33,194	-1.0	4,694,578	4,694,578
AA24			634,409	0	677,116	-4,761	-1.0	672,355	672,355
AA25			3,852,645	0	3,933,555	-27,610	-1.0	3,905,945	3,905,945
AA26			6,455,404	0	6,918,484	-48,593	-1.0	6,869,891	6,869,891
AA27			121,321	0	131,508	-842	-1.0	130,666	130,666
AA28			4,413,940	0	4,645,495	-32,622	-1.0	4,612,873	4,612,873
AA29			15,455,171	0	16,308,142	-114,495	-1.0	16,193,647	16,193,647
AA30			27,978,746	0	29,828,223	-209,416	-1.0	29,618,807	29,618,807
AA31			8,590,698	0	9,308,246	-65,338	-1.0	9,242,908	9,242,908
AA32			4,605,591	0	4,970,407	-34,901	-1.0	4,935,506	4,935,506
AA33			223,533,937	0	223,533,937	-5,396,877	-2.0	218,137,060	218,137,060
AA34			83,004,408	0	83,004,408	-1,981,083	-2.0	81,023,325	81,023,325
AA35			446,488	0	467,449	-3,316	-1.0	464,133	464,133
AA36			344,485	0	360,684	-2,509	-1.0	358,175	358,175
AA37			1,163,032	0	1,168,510	-8,178	-1.0	1,160,336	1,160,336
AA38			257,202	0	269,299	-1,912	-1.0	267,387	267,387
AA39			682,464	0	714,505	-4,960	-1.0	709,545	709,545
AA40			96,418	0	100,950	-746	-1.0	100,204	100,204
AA41			925,068	0	968,563	-6,769	-1.0	961,794	961,794
AA42			369,000	0	376,822	-2,642	-1.0	374,180	374,180
AA43			1,596,189	0	1,696,003	-11,914	-1.0	1,684,089	1,684,089
AA44			176,184	0	1,684,529	-37,754	-2.0	1,628,769	1,628,769
AA45			149,864	0	153,018	-1,117	-1.0	151,901	151,901
AA46			853,335	0	905,403	-6,335	-1.0	899,068	899,068
AA47			1,933,649	0	2,030,981	-14,262	-1.0	2,016,719	2,016,719
AA48			1,910,184	0	2,046,847	-14,349	-1.0	2,032,498	2,032,498
AA49			5,945	0	6,889	0	0.0	6,889	6,889
AA50			14,313,205	0	15,460,306	-108,543	-1.0	15,351,763	15,351,763
AA51			1,977,563	0	2,132,855	-14,975	-1.0	2,117,875	2,117,875
AA52			217,564	0	235,835	-1,683	-1.0	234,152	234,152
AA53			181,732	0	196,983	-1,392	-1.0	195,591	195,591
AA54			2,673,465	0	2,897,634	-20,346	-1.0	2,877,288	2,877,288
AA55			2,440,730	0	2,645,746	-18,562	-1.0	2,627,184	2,627,184
AA56			720,714	0	780,598	-5,481	-1.0	775,117	775,117
AA57			8,032,251	0	8,474,425	-59,499	-1.0	8,414,926	8,414,926
AA58			360,858	0	391,171	-2,764	-1.0	388,413	388,413
AA59			2,451,396	0	2,617,340	-18,389	-1.0	2,598,951	2,598,951
AA60			24,476	0	26,549	0	0.0	26,549	26,549
AA61			152,116	0	163,124	-1,063	-1.0	162,061	162,061
AA62			307,775	0	330,516	-2,261	-1.0	328,255	328,255
AA63			571,259	0	611,396	-4,307	-1.0	607,089	607,089
AA64			1,189,676	0	1,283,449	-9,019	-1.0	1,274,430	1,274,430
AA65			363,748	0	394,553	-6,268	-1.0	388,285	388,285
AA66			2,196,067	0	2,380,542	-16,711	-1.0	2,363,831	2,363,831
AA67			9,289,305	0	10,069,586	-70,703	-1.0	9,998,883	9,998,883
AA68			106,602	0	115,561	-775	-1.0	114,786	114,786
AA69			758,644	0	822,365	-5,775	-1.0	816,590	816,590
AA70			212,538	0	229,892	-1,635	-1.0	228,257	228,257
AA71			10,929,843	0	11,847,589	-83,169	-1.0	11,764,420	11,764,420
AA72			138,866	0	145,500	-1,169	-1.0	144,331	144,331
AA73			2,344,689	0	2,541,643	-17,854	-1.0	2,523,789	2,523,789
AA74			1,011,721	0	1,092,881	-7,674	-1.0	1,085,207	1,085,207
AA75			1,442,372	0	1,561,370	-10,970	-1.0	1,550,400	1,550,400
AA76			274,152	0	287,086	-2,053	-1.0	285,033	285,033
AA77			1,083,000	0	1,173,981	-8,241	-1.0	1,165,740	1,165,740
AA78			1,080,614	0	1,171,395	-8,229	-1.0	1,163,166	1,163,166
AA79			77,280	0	78,743	-719	-1.0	78,024	78,024
AA80			467,332	0	506,583	-3,540	-1.0	503,043	503,043
AA81			29,316	0	31,762	0	0.0	31,762	31,762
AA82			12,764	0	13,819	0	0.0	13,819	13,819
AA83			616,724	0	668,526	-4,705	-1.0	663,821	663,821
AA84			181,292	0	196,520	-1,337	-1.0	195,183	195,183
AA85			7,047,932	0	7,578,168	-53,206	-1.0	7,524,962	7,524,962
AA86			169,129	0	183,333	-1,300	-1.0	182,033	182,033
AA87			680,184	0	725,940	-5,107	-1.0	720,833	720,833
AA88			49,836	0	54,003	-367	-1.0	53,636	53,636
AA89			3,916,196	0	4,206,927	-29,538	-1.0	4,177,389	4,177,389
AA90			9,243,071	0	9,680,806	-223,622	-2.0	9,457,184	9,457,184
AA91			285,099	0	309,054	-2,144	-1.0	306,910	306,910
AA92			53,115	0	57,578	-440	-1.0	57,138	57,138
A1			3,264,495	0	3,356,812	-66,178	-2.0	3,290,634	3,290,634
A2			0	0	20,669,174	0	0.0	20,669,174	20,669,174
A3			0	0	12,370,701	0	0.0	12,370,701	12,370,701
A4			0	0	11,999,311	0	0.0	11,999,311	11,999,311
A5			0	0	0	0	0.0	0	0
A6			0	0	22,746,597	0	0.0	22,746,597	22,746,597
A7			0	0	5,506,279	0	0.0	5,506,279	5,506,279
A8			0	0	75,809	-1,131	-2.0	74,678	74,678
Zone Total			971,700,115	10,814	1,092,364,446	-18,402,259		1,073,962,187	1,073,962

Jan-2013									
Zone	Date	KWH from NYISO		Total Unaccounted Load per Subzone					
2	Jan-13	648,648,988		-15,456,451					
Loc/Muni	PTID	NAME	CSS Load	Load Mod	Total-load mod w/losses	Unaccounted	Percent	Total - load mod w/losses + unaccounted	Mwh to NYISO
BB1			247,501,769	6,119,384	260,535,003	-11,104,248	-4.0	249,430,755	249,430,754
BB2			5,409,445	0	5,863,841	-41,178	-1.0	5,822,663	5,822,663
BB3			213,741	0	229,584	-1,545	-1.0	228,039	228,039
BB4			3,385,608	0	3,670,000	-25,780	-1.0	3,644,220	3,644,220
BB5			48,315,811	0	51,785,413	-363,598	-1.0	51,421,815	51,421,815
BB6			9,671,064	0	10,433,256	-73,263	-1.0	10,359,993	10,359,993
BB7			1,753,860	0	1,900,817	-13,359	-1.0	1,887,458	1,887,458
BB8			5,585,551	0	6,044,405	-42,438	-1.0	6,001,967	6,001,967
BB9			4,410,289	0	4,823,770	-10,708	-1.0	4,813,062	4,813,062
BB10			14,248,199	0	15,183,464	-106,597	-1.0	15,076,867	15,076,867
BB11			3,978,597	0	4,312,798	-30,293	-1.0	4,282,505	4,282,505
BB12			2,938,459	0	3,177,691	-22,322	-1.0	3,155,369	3,155,369
BB13			159,927	0	173,351	-1,260	-1.0	172,091	172,091
BB14			60,126	0	65,162	-574	-1.0	64,588	64,588
BB15			1,128,033	0	1,192,334	-8,391	-1.0	1,183,943	1,183,943
BB16			27,940,684	0	29,842,546	-209,533	-1.0	29,633,013	29,633,013
BB17			12,663,774	0	13,423,557	-94,239	-1.0	13,329,318	13,329,318
BB18			8,047,990	0	8,305,526	-58,316	-1.0	8,247,210	8,247,210
BB19			2,642,132	0	2,861,012	-20,077	-1.0	2,840,935	2,840,935
BB20			10,447	0	11,313	0	0.0	11,313	11,313
BB21			11,824,497	0	12,351,069	-86,701	-1.0	12,264,368	12,264,368
BB22			21,871,351	0	23,051,007	-161,844	-1.0	22,889,163	22,889,163
BB23			4,148,086	0	4,432,381	-31,127	-1.0	4,401,254	4,401,254
BB24			5,925,295	0	6,421,557	-45,081	-1.0	6,376,476	6,376,476
BB25			7,867,747	0	8,452,180	-59,340	-1.0	8,392,840	8,392,840
BB26			295,998	0	302,217	-2,110	-1.0	300,107	300,107
BB27			1,567,968	0	1,600,912	-11,274	-1.0	1,589,638	1,589,638
BB28			729,924	0	745,270	-5,302	-1.0	739,968	739,968
BB29			0	0	0	0	0.0	0	0,000
BB30			74,808	0	76,356	-655	-1.0	75,701	75,701
BB31			0	0	0	0	0.0	0	0,000
BB32			2,289,692	0	2,317,443	-16,275	-1.0	2,301,168	2,301,168
BB33			0	0	0	0	0.0	0	0,000
BB34			2,053,836	0	2,096,936	-14,864	-1.0	2,082,072	2,082,072
BB35			0	0	0	0	0.0	0	0,000
BB36			1,152,433	0	1,225,717	-8,601	-1.0	1,217,116	1,217,116
BB37			2,240,566	0	2,377,245	-16,577	-1.0	2,360,668	2,360,668
BB38			111,385	0	118,901	-747	-1.0	118,154	118,154
BB39			1,773,472	0	1,922,451	-13,497	-1.0	1,908,954	1,908,954
BB40			908,306	0	984,597	-6,933	-1.0	977,664	977,664
BB41			684,791	0	742,303	-5,202	-1.0	737,101	737,101
BB42			123,279	0	133,636	-901	-1.0	132,735	132,735
BB43			1,647,522	0	1,785,918	-12,536	-1.0	1,773,382	1,773,382
BB44			2,860,740	0	3,101,031	-21,763	-1.0	3,079,268	3,079,268
BB45			1,035,370	0	1,122,338	-7,888	-1.0	1,114,450	1,114,450
BB46			9,867,483	0	10,663,457	-74,869	-1.0	10,588,588	10,588,588
BB47			239,123	0	259,204	-1,819	-1.0	257,385	257,385
BB48			2,464	0	2,464	0	0.0	2,464	2,464
BB49			1,713,924	0	1,857,889	-13,034	-1.0	1,844,855	1,844,855
BB50			7,061,367	0	7,654,520	-53,749	-1.0	7,600,771	7,600,771
BB51			670,982	0	721,520	-5,054	-1.0	716,470	716,470
BB52			625,130	0	677,626	-4,755	-1.0	672,871	672,871
BB53			660,346	0	711,043	-4,989	-1.0	706,054	706,054
BB54			2,701	0	2,807	0	0.0	2,807	2,807
BB55			16,930	0	17,868	0	0.0	17,868	17,868
BB56			11,948,450	0	12,952,112	-90,941	-1.0	12,861,171	12,861,171
BB57			811,138	0	879,272	-6,172	-1.0	873,100	873,100
BB58			649,310	0	703,653	-4,955	-1.0	698,698	698,698
BB59			890	0	890	0	0.0	890	0,890
BB60			1,711,130	0	1,834,409	-12,885	-1.0	1,821,524	1,821,524
BB61			903	0	909	0	0.0	909	0,909
BB62			0	0	0	0	0.0	0	0,000
BB63			0	0	0	0	0.0	0	0,000
BB64			0	0	0	0	0.0	0	0,000
BB65			0	0	0	0	0.0	0	0,000
BB66			412	0	429	0	0.0	429	0,429
BB67			0	0	0	0	0.0	0	0,000
BB68			1,173,527	0	1,272,102	-8,941	-1.0	1,263,161	1,263,161
BB69			1,589,663	0	1,723,199	-12,096	-1.0	1,711,103	1,711,103
BB70			7,209,001	0	7,360,390	-51,674	-1.0	7,308,716	7,308,716
BB71			338,900	0	367,374	-2,574	-1.0	364,800	364,800
BB72			645,408	0	699,624	-4,922	-1.0	694,702	694,702
BB73			220,908	0	239,136	-1,701	-1.0	237,435	237,435
BB74			363,920	0	394,503	-2,831	-1.0	391,672	391,672
BB75			462,445	0	501,289	-3,547	-1.0	497,742	497,742
BB76			751,054	0	814,155	-5,719	-1.0	808,436	808,436
BB77			33,619	0	36,455	-18	0.0	36,437	36,437
BB78			37,528	0	40,694	-56	0.0	40,638	40,638
BB79			77,737	0	84,271	-742	-1.0	83,529	83,529
BB80			17,208	0	18,709	0	0.0	18,709	18,709
BB81			8,854,679	0	9,267,552	-368,169	-4.0	8,899,383	8,899,383
BB82			108,335	0	117,417	-849	-1.0	116,568	116,568
BB83			57,997	0	62,845	-530	-1.0	62,315	62,315
B1			52,549,600	0	53,080,416	-1,961,832	-4.0	51,118,584	51,118,584
B2			0	0	39,776,360	0	0.0	39,776,360	39,776,360
B3			0	0	13,412,364	0	0.0	13,412,364	13,412,364
Zone Total			578,714,482	6,119,384	664,105,439	-15,456,460		648,648,979	648,649

Jan-2013									
Zone	Date	KWH from NYISO	Total Unaccounted Load per Subzone						
3	Jan-13	439,428,253	3,453,823						
Lse/Muni	PTID	NAME	CSS Load	Load Mod	Total-load mod w/losses	Unaccounted	Percent	Total - load mod w/losses + unaccounted	Mwh to NYISO
CC1			193,956,135	28,864,047	178,618,350	4,238,475	2.3179	182,856,825	182,856,817
CC2			5,204,312	0	5,641,472	-39,609	-1.0	5,601,863	5,601,863
CC3			7,389	0	8,133	0	0.0	8,133	8,133
CC4			2,819,320	0	3,055,634	-21,458	-1.0	3,034,176	3,034,176
CC5			29,647,391	0	31,475,635	-221,001	-1.0	31,254,634	31,254,634
CC6			12,081,893	0	13,002,063	-91,295	-1.0	12,910,768	12,910,768
CC7			1,167,923	0	1,266,020	-8,879	-1.0	1,257,141	1,257,141
CC8			1,823,694	0	1,973,393	-13,858	-1.0	1,959,535	1,959,535
CC9			381,181	0	413,181	-2,867	-1.0	410,314	410,314
CC10			6,154,480	0	6,640,611	-46,617	-1.0	6,593,994	6,593,994
CC11			2,834,752	0	3,072,867	-21,578	-1.0	3,051,289	3,051,289
CC12			608,717	0	655,070	-4,577	-1.0	650,493	650,493
CC13			90,450	0	98,046	-744	-1.0	97,302	97,302
CC14			0	0	0	0	0.0	0	0.000
CC15			4,726,499	0	5,120,468	-35,956	-1.0	5,084,512	5,084,512
CC16			62,121	0	67,310	-600	-1.0	66,710	66,710
CC17			25,127,544	0	26,545,466	-186,384	-1.0	26,359,082	26,359,082
CC18			4,480,878	0	4,829,264	-33,906	-1.0	4,795,358	4,795,358
CC19			1,619,669	0	1,751,255	-12,309	-1.0	1,738,946	1,738,946
CC20			2,007,467	0	2,176,089	-15,266	-1.0	2,160,823	2,160,823
CC21			14,584	0	15,804	0	0.0	15,804	15,804
CC22			3,934,489	0	4,162,666	-29,236	-1.0	4,133,436	4,133,436
CC23			7,341,308	0	7,702,469	-54,070	-1.0	7,648,399	7,648,399
CC24			1,688,975	0	1,828,854	-12,836	-1.0	1,816,018	1,816,018
CC25			6,778,230	0	7,345,036	-51,560	-1.0	7,293,476	7,293,476
CC26			6,722,761	0	7,187,620	-50,469	-1.0	7,137,151	7,137,151
CC27			0	0	0	0	0.0	0	0.000
CC28			75,024	0	76,587	-674	-1.0	75,913	75,913
CC29			214,450	0	218,932	-1,503	-1.0	217,429	217,429
CC30			6,816,730	0	7,255,103	-50,944	-1.0	7,204,159	7,204,159
CC31			7,645	0	8,389	0	0.0	8,389	8,389
CC32			3,972	0	4,257	0	0.0	4,257	4,257
CC33			310,886	0	336,997	-2,450	-1.0	334,547	334,547
CC34			803,581	0	871,084	-6,113	-1.0	864,971	864,971
CC35			259,633	0	265,079	-1,867	-1.0	263,212	263,212
CC36			214,247	0	229,895	-1,675	-1.0	228,220	228,220
CC37			101,605	0	110,127	-757	-1.0	109,370	109,370
CC38			1,543,814	0	1,673,500	-11,749	-1.0	1,661,751	1,661,751
CC39			4,026,787	0	4,365,034	-30,661	-1.0	4,334,373	4,334,373
CC40			888,467	0	962,868	-6,739	-1.0	956,129	956,129
CC41			5,332,513	0	5,762,979	-40,461	-1.0	5,722,518	5,722,518
CC42			238,288	0	258,301	-1,807	-1.0	256,494	256,494
CC43			20,911	0	22,549	0	0.0	22,549	22,549
CC44			47,749	0	48,752	-342	-1.0	48,410	48,410
CC45			1,424,055	0	1,542,675	-10,839	-1.0	1,531,836	1,531,836
CC46			6,506,294	0	7,052,811	-49,524	-1.0	7,003,287	7,003,287
CC47			39,971	0	43,374	-346	-1.0	43,028	43,028
CC48			506,154	0	548,680	-3,832	-1.0	544,848	544,848
CC49			138,065	0	149,663	-1,023	-1.0	148,640	148,640
CC50			19,345,408	0	20,969,285	-147,239	-1.0	20,822,046	20,822,046
CC51			665,182	0	721,051	-5,057	-1.0	715,996	715,996
CC52			242,540	0	262,908	-1,847	-1.0	261,061	261,061
CC53			89,329	0	96,813	-772	-1.0	96,041	96,041
CC54			748,444	0	811,305	-5,689	-1.0	805,616	805,616
CC55			0	0	0	0	0.0	0	0.000
CC56			0	0	0	0	0.0	0	0.000
CC57			0	0	0	0	0.0	0	0.000
CC58			0	0	0	0	0.0	0	0.000
CC59			0	0	0	0	0.0	0	0.000
CC60			2,509	0	2,675	0	0.0	2,675	2,675
CC61			0	0	0	0	0.0	0	0.000
CC62			9	0	9	0	0.0	9	0.009
CC63			49	0	52	0	0.0	52	0.052
CC64			3	0	3	0	0.0	3	0.003
CC65			132	0	140	0	0.0	140	0.140
CC66			0	0	0	0	0.0	0	0.000
CC67			780	0	830	-4	0.0	826	0.826
CC68			361	0	383	-2	-1.0	381	0.381
CC69			11,117	0	12,054	0	0.0	12,054	12,054
CC70			0	0	0	0	0.0	0	0.000
CC71			227	0	238	0	0.0	238	0.238
CC72			72,810	0	74,338	-684	-1.0	73,654	73,654
CC73			0	0	0	0	0.0	0	0.000
CC74			2,150	0	2,187	0	0.0	2,187	2,187
CC75			0	0	0	0	0.0	0	0.000
CC76			624	0	638	0	0.0	638	0.638
CC77			39	0	40	0	0.0	40	0.040
CC78			521	0	545	0	0.0	545	0.545
CC79			0	0	0	0	0.0	0	0.000
CC80			1,161	0	1,217	0	0.0	1,217	1,217
CC81			0	0	0	0	0.0	0	0.000
CC82			0	0	0	0	0.0	0	0.000
CC83			0	0	0	0	0.0	0	0.000
CC84			1,822	0	1,912	0	0.0	1,912	1,912
CC85			5	0	5	0	0.0	5	0.005
CC86			23	0	23	0	0.0	23	0.023
CC87			3	0	3	0	0.0	3	0.003
CC88			318	0	324	-1	0.0	323	0.323
CC89			4	0	4	0	0.0	4	0.004
CC90			1,248	0	1,354	-9	-1.0	1,345	1,345
CC91			0	0	0	0	0.0	0	0.000
CC92			1,116,236	0	1,209,984	-8,496	-1.0	1,201,488	1,201,488
CC93			886,963	0	961,461	-6,756	-1.0	954,705	954,705
CC94			616,002	0	667,736	-4,894	-1.0	662,842	662,842
CC95			923,961	0	1,001,560	-7,033	-1.0	994,527	994,527
CC96			179,204	0	194,258	-1,371	-1.0	192,887	192,887
CC97			91,018	0	98,667	-744	-1.0	97,923	97,923
CC98			135,450	0	146,840	-952	-1.0	145,888	145,888
CC99			575,593	0	623,955	-4,376	-1.0	619,579	619,579
CC100			115	0	115	0	0.0	115	0.115
CC101			43,976	0	47,671	-219	-1.0	47,455	47,455
CC102			23,915	0	25,955	0	0.0	25,955	25,955
CC103			50,730	0	51,802	-362	-1.0	51,440	51,440
CC104			70,004	0	74,293	-702	-1.0	73,591	73,591
CC105			14,063,289	0	14,650,431	397,547	3.0	15,047,978	15,047,978
CC106			168,551	0	182,701	-1,297	-1.0	181,404	181,404
CC107			148,121	0	160,589	-1,107	-1.0	159,482	159,482
C1			6,975,228	0	7,045,684	218,958	3.0	7,264,642	7,264,642
C2			0	0	10,750,721	0	0.0	10,750,721	10,750,721
C3			0	0	3,775,176	0	0.0	3,775,176	3,775,176
C4			650,628	0	681,318	19,075	3.0	700,393	700,393
C5			170	0	172	-15	-10.0	157	0.157
C6			0	0	11,035,151	0	0.0	11,035,151	11,035,151
C7			0	0	5,455,475	0	0.0	5,455,475	5,455,475
C8			7,196,447	0	7,347,590	-51,582	-1.0	7,295,998	7,295,998
C9			348,272	0	364,402	9,161	2.0	373,563	373,563
Zone Total			406,253,672	28,864,047	435,974,430	3,453,831		439,428,261	439,428

Jan-2013									
Zone	Date	KWH from NYISO	Total Unaccounted Load per Subzone						
4	Jan-13	969,136,589	-2,885,503						
Lse/Muni	PTID	NAME	CSS Load	Load Mod	Total-load mod w/losses	Unaccounted	Percent	Total - load mod w/losses + unaccounted	Mwh to NYISO
DD1			441,100,918	53,062,877	420,722,886	-22,839,046	-6.0	397,883,840	397,883,862
DD2			10,143,543	0	10,995,606	-77,205	-1.0	10,918,401	10,918,401
DD3			107,161	0	116,171	-714	-1.0	115,457	115,457
DD4			5,408,405	0	5,862,707	-41,164	-1.0	5,821,543	5,821,543
DD5			103,244,812	0	109,014,812	-765,397	-1.0	108,249,415	108,249,415
DD6			23,833,683	0	25,284,307	-177,530	-1.0	25,106,777	25,106,777
DD7			4,228,185	0	4,569,253	-32,087	-1.0	4,537,166	4,537,166
DD8			8,795,994	0	9,395,231	-65,961	-1.0	9,329,270	9,329,270
DD9			2,189,896	0	2,351,535	-16,495	-1.0	2,335,040	2,335,040
DD10			16,152,472	0	17,474,749	-122,700	-1.0	17,352,049	17,352,049
DD11			3,515,374	0	3,810,665	-26,758	-1.0	3,783,907	3,783,907
DD12			669,345	0	725,569	-5,115	-1.0	720,454	720,454
DD13			8,174,401	0	8,346,067	-444,765	-6.0	7,901,302	7,901,302
DD14			758,688	0	818,021	-5,756	-1.0	812,265	812,265
DD15			96,224	0	104,298	-744	-1.0	103,554	103,554
DD16			745,415	0	797,534	-5,591	-1.0	791,943	791,943
DD17			42,802,456	0	45,121,207	-316,787	-1.0	44,804,420	44,804,420
DD18			26,368,648	0	28,006,172	-196,619	-1.0	27,809,553	27,809,553
DD19			16,465,231	0	17,252,410	-121,144	-1.0	17,131,266	17,131,266
DD20			8,492,011	0	9,156,542	-64,278	-1.0	9,092,264	9,092,264
DD21			61,620	0	66,788	-618	-1.0	66,170	66,170
DD22			3,743,904	0	3,933,711	-27,631	-1.0	3,906,080	3,906,080
DD23			25,858,186	0	27,132,985	-190,506	-1.0	26,942,479	26,942,479
DD24			1,325,723	0	1,437,069	-10,089	-1.0	1,426,980	1,426,980
DD25			13,405,801	0	14,519,704	-101,933	-1.0	14,417,771	14,417,771
DD26			24,629,740	0	26,553,349	-186,432	-1.0	26,366,917	26,366,917
DD27			73,891	0	75,426	-514	-1.0	74,912	74,912
DD28			28,835,067	0	30,127,941	-211,523	-1.0	29,916,418	29,916,418
DD29			2,045,444	0	2,164,629	-15,180	-1.0	2,149,449	2,149,449
DD30			1,253,858	0	1,312,782	-9,224	-1.0	1,303,558	1,303,558
DD31			51,068	0	55,359	-382	-1.0	54,977	54,977
DD32			699,524	0	758,284	-5,334	-1.0	752,950	752,950
DD33			1,987,983	0	2,154,970	-15,139	-1.0	2,139,831	2,139,831
DD34			1,786,375	0	1,905,208	-13,358	-1.0	1,891,850	1,891,850
DD35			209,848	0	227,492	-1,648	-1.0	225,844	225,844
DD36			8,251,849	0	8,944,794	-62,785	-1.0	8,882,009	8,882,009
DD37			6,701,049	0	7,217,575	-50,668	-1.0	7,166,907	7,166,907
DD38			2,017,548	0	2,187,019	-15,360	-1.0	2,171,659	2,171,659
DD39			10,328,762	0	11,181,031	-78,495	-1.0	11,102,536	11,102,536
DD40			637,921	0	651,309	-4,574	-1.0	646,735	646,735
DD41			872,636	0	890,959	-6,252	-1.0	884,707	884,707
DD42			414,367	0	449,183	-3,155	-1.0	446,028	446,028
DD43			3,523	0	3,695	0	0.0	3,695	3,695
DD44			4,269,586	0	4,628,234	-32,501	-1.0	4,595,733	4,595,733
DD45			7,905,987	0	8,570,097	-60,167	-1.0	8,509,930	8,509,930
DD46			767,714	0	832,198	-5,862	-1.0	826,336	826,336
DD47			2,282,293	0	2,473,882	-17,368	-1.0	2,456,514	2,456,514
DD48			463,036	0	501,507	-3,532	-1.0	497,975	497,975
DD49			45,227,620	0	49,025,341	-344,214	-1.0	48,681,127	48,681,127
DD50			266,262	0	271,824	-1,891	-1.0	269,933	269,933
DD51			1,006,478	0	1,091,037	-7,657	-1.0	1,083,377	1,083,377
DD52			459,559	0	498,163	-3,499	-1.0	494,664	494,664
DD53			89,046	0	96,533	-744	-1.0	95,789	95,789
DD54			2,707,329	0	2,815,861	-19,778	-1.0	2,796,083	2,796,083
DD55			15,673	0	16,024	0	0.0	16,024	16,024
DD56			11	0	11	0	0.0	11	0.011
DD57			11,144	0	11,541	0	0.0	11,541	11,541
DD58			0	0	0	0	0.0	0	0.000
DD59			0	0	0	0	0.0	0	0.000
DD60			10	0	10	0	0.0	10	0.010
DD61			7,658	0	7,801	-3	0.0	7,798	7,798
DD62			621	0	651	0	0.0	651	0.651
DD63			0	0	0	0	0.0	0	0.000
DD64			174	0	178	-1	-1.0	177	0.177
DD65			66,425	0	67,813	-452	-1.0	67,361	67,361
DD66			2,073,719	0	2,247,919	-15,782	-1.0	2,232,137	2,232,137
DD67			1,251,342	0	1,277,620	-8,973	-1.0	1,268,647	1,268,647
DD68			2,952,689	0	3,200,709	-22,467	-1.0	3,178,242	3,178,242
DD69			2,355,592	0	2,405,108	-17,112	-1.0	2,387,996	2,387,996
DD70			707,287	0	766,717	-5,370	-1.0	761,347	761,347
DD71			2,007,180	0	2,175,179	-15,263	-1.0	2,159,916	2,159,916
DD72			482,168	0	522,664	-3,715	-1.0	518,949	518,949
DD73			1,829,504	0	1,983,177	-13,929	-1.0	1,969,248	1,969,248
DD74			341,658	0	370,356	-2,658	-1.0	367,698	367,698
DD75			302,928	0	309,239	-2,071	-1.0	307,168	307,168
DD76			382,608	0	390,651	-2,739	-1.0	387,912	387,912
DD77			193,320	0	197,435	-1,430	-1.0	196,005	196,005
DD78			3,184,001	0	3,451,130	-24,222	-1.0	3,426,908	3,426,908
DD79			6,634	0	7,282	0	0.0	7,282	7,282
DD80			145,040	0	157,217	-1,065	-1.0	156,152	156,152
DD81			64,685	0	70,099	-728	-1.0	69,371	69,371
DD82			34,137,107	0	35,205,612	-1,884,206	-6.0	33,321,406	33,321,406
DD83			266,420	0	288,798	-2,041	-1.0	286,757	286,757
DD84			206,387	0	223,724	-1,571	-1.0	222,153	222,153
D1			0	0	3,107,261	0	0.0	3,107,261	3,107,261
D2			0	0	2,331,705	0	0.0	2,331,705	2,331,705
D3			0	0	0	0	0.0	0	0.000
D4			0	0	0	0	0.0	0	0.000
D5			202,887	0	212,426	-9,444	-5.0	202,982	202,982
D6			181,218	0	183,030	-1,290	-1.0	181,740	181,740
D7			1,394,811	0	1,408,883	-9,943	-1.0	1,398,940	1,398,940
D8			735,003	0	742,444	-5,181	-1.0	737,263	737,263
Zone Total			979,439,123	53,062,877	998,022,092	-28,885,525		969,136,567	969,137

Jan-2013									
Zone	Date	KWH from NYISO		Total Unaccounted Load per Subzone					
29	Jan-13	181,974,072		-13,551,226					
Lse/Muni	PTID	NAME	CSS Load	Load Mod	Total-load mod w/losses	Unaccounted	Percent	Total - load mod w/losses + unaccounted	Mwh to NYISO
EE1			86,312,553	155,525	93,273,800	-11,891,972	-15.0	81,381,828	81,381,837
EE2			1,891,788	0	2,050,696	-14,399	-1.0	2,036,297	2,036,297
EE3			3,864	0	4,106	0	0.0	4,106	4,106
EE4			921,202	0	998,563	-7,020	-1.0	991,543	991,543
EE5			5,286,320	0	5,657,234	-39,710	-1.0	5,617,524	5,617,524
EE6			5,337,609	0	5,747,178	-40,375	-1.0	5,706,803	5,706,803
EE7			510,032	0	552,879	-3,856	-1.0	549,023	549,023
EE8			2,851,573	0	3,085,907	-21,667	-1.0	3,064,240	3,064,240
EE9			2,600,947	0	2,808,822	-19,726	-1.0	2,789,096	2,789,096
EE10			1,468,492	0	1,577,662	-11,078	-1.0	1,566,584	1,566,584
EE11			1,032,532	0	1,118,800	-7,858	-1.0	1,110,942	1,110,942
EE12			14,920	0	16,173	0	0.0	16,173	16,173
EE13			1,535,395	0	1,631,443	-11,432	-1.0	1,620,011	1,620,011
EE14			196,144	0	211,413	-1,410	-1.0	210,003	210,003
EE15			182,115	0	197,407	-1,356	-1.0	196,051	196,051
EE16			316,280	0	342,795	-2,405	-1.0	340,386	340,386
EE17			328,846	0	356,472	-2,475	-1.0	353,997	353,997
EE18			26,909	0	29,142	0	0.0	29,142	29,142
EE19			1,265	0	1,265	0	0.0	1,265	1,265
EE20			3,061,984	0	3,284,239	-23,067	-1.0	3,261,172	3,261,172
EE21			4,637,456	0	4,833,611	-33,937	-1.0	4,799,674	4,799,674
EE22			732,264	0	764,255	-5,366	-1.0	758,889	758,889
EE23			1,324,538	0	1,435,797	-10,081	-1.0	1,425,716	1,425,716
EE24			9,712	0	10,529	0	0.0	10,529	10,529
EE25			2,243,782	0	2,380,643	-16,730	-1.0	2,363,913	2,363,913
EE26			4,930,028	0	5,134,468	-36,063	-1.0	5,098,405	5,098,405
EE27			3,766,040	0	4,053,993	-28,471	-1.0	4,025,522	4,025,522
EE28			3,225,625	0	3,490,354	-24,505	-1.0	3,465,849	3,465,849
EE29			1,308,927	0	1,412,700	-9,923	-1.0	1,402,777	1,402,777
EE30			5,390,326	0	5,380,326	-655,306	-1.0	4,725,020	4,725,020
EE31			835,597	0	835,597	-100,570	-14.0	735,027	735,027
EE32			87,873	0	89,608	-748	-1.0	88,860	88,860
EE33			0	0	0	0	0.0	0	0.000
EE34			3,123,720	0	3,301,737	-23,177	-1.0	3,278,560	3,278,560
EE35			2,988,814	0	3,238,970	-22,743	-1.0	3,216,227	3,216,227
EE36			562,430	0	609,678	-4,258	-1.0	605,420	605,420
EE37			52,128	0	56,481	-409	-1.0	56,072	56,072
EE38			527,405	0	571,708	-3,997	-1.0	567,711	567,711
EE39			1,398,632	0	1,516,106	-10,648	-1.0	1,505,458	1,505,458
EE40			390,624	0	423,434	-2,960	-1.0	420,474	420,474
EE41			2,764,352	0	2,996,558	-21,037	-1.0	2,975,521	2,975,521
EE42			109,486	0	118,684	-816	-1.0	117,868	117,868
EE43			1,536	0	1,536	0	0.0	1,536	1,536
EE44			25,089	0	27,707	-10	-0.0	27,697	27,697
EE45			855,109	0	926,612	-6,524	-1.0	920,088	920,088
EE46			3,579,664	0	3,880,350	-27,250	-1.0	3,853,100	3,853,100
EE47			20,947	0	22,762	0	0.0	22,762	22,762
EE48			182,066	0	197,366	-1,383	-1.0	195,983	195,983
EE49			100,424	0	108,856	-751	-1.0	108,105	108,105
EE50			3,288,570	0	3,564,810	-25,035	-1.0	3,539,775	3,539,775
EE51			141,082	0	152,930	-1,036	-1.0	151,894	151,894
EE52			13,889	0	15,037	0	0.0	15,037	15,037
EE53			208,195	0	225,690	-1,573	-1.0	224,117	224,117
EE54			728,242	0	788,640	-5,543	-1.0	783,097	783,097
EE55			0	0	0	0	0.0	0	0.000
EE56			0	0	0	0	0.0	0	0.000
EE57			0	0	0	0	0.0	0	0.000
EE58			901,286	0	956,272	-6,720	-1.0	949,552	949,552
EE59			340,042	0	368,615	-2,629	-1.0	365,986	365,986
EE60			357,568	0	387,599	-2,747	-1.0	384,852	384,852
EE61			419,867	0	455,124	-3,215	-1.0	451,909	451,909
EE62			56,520	0	61,296	-531	-1.0	60,765	60,765
EE63			11,593	0	12,538	0	0.0	12,538	12,538
EE64			87,346	0	94,664	-744	-1.0	93,920	93,920
EE65			4,168	0	4,525	0	0.0	4,525	4,525
EE66			672,635	0	720,121	-5,061	-1.0	715,060	715,060
EE67			60,380	0	65,450	-655	-1.0	64,795	64,795
EE68			1,293	0	1,293	0	0.0	1,293	1,293
EE69			654	0	654	0	0.0	654	0.654
EE70			56,069	0	60,767	-524	-1.0	60,243	60,243
EE71			36,637	0	39,717	0	0.0	39,717	39,717
EE72			2,667,093	0	2,794,719	-347,223	-14.0	2,447,496	2,447,496
EE73			69,013	0	63,962	-526	-1.0	63,436	63,436
EE74			17,583	0	19,052	0	0.0	19,052	19,052
E1			0	0	9,754,930	0	0.0	9,754,930	9,754,930
E1			0	0	4,150,471	0	0.0	4,150,471	4,150,471
Zone Total			169,176,089	155,525	195,525,298	-13,551,235		181,974,063	181,974

Jan-2013									
Zone	Date	KWH from NYISO		Total Unaccounted Load per Subzone					
31	Jan-13	75,836,287		2,060,742					
Lse/Muni	PTID	NAME	CSS Load	Load Mod	Total-load mod w/losses	Unaccounted	Percent	Total - load mod w/losses + unaccounted	Mwh to NYISO
FF1			22,427,984	1,482,157	22,743,429	728,254	3.0	23,471,683	23,471,673
FF2			749,413	0	812,360	-5,706	-1.0	806,654	806,654
FF3			501,109	0	543,194	-3,818	-1.0	539,376	539,376
FF4			1,001,716	0	1,085,858	-7,622	-1.0	1,078,236	1,078,236
FF5			388,533	0	421,172	-2,877	-1.0	418,295	418,295
FF6			102,646	0	111,271	-744	-1.0	110,527	110,527
FF7			338,483	0	366,924	-2,574	-1.0	364,350	364,350
FF8			27,522	0	29,925	0	0.0	29,925	29,925
FF9			307,683	0	333,530	-2,390	-1.0	331,140	331,140
FF10			73,151	0	79,283	-744	-1.0	78,539	78,539
FF11			159,671	0	173,075	-1,115	-1.0	171,960	171,960
FF12			17,005	0	18,452	0	0.0	18,452	18,452
FF13			1,244,274	0	1,340,078	-9,390	-1.0	1,330,688	1,330,688
FF14			5,168	0	5,812	0	0.0	5,812	5,812
FF15			617,159	0	660,898	-4,628	-1.0	656,270	656,270
FF16			189,963	0	205,931	-1,468	-1.0	204,463	204,463
FF17			2,909	0	2,909	0	0.0	2,909	2,909
FF18			113,012	0	122,494	-770	-1.0	121,724	121,724
FF19			1,579	0	1,579	0	0.0	1,579	1,579
FF20			195,448	0	211,854	-1,450	-1.0	210,404	210,404
FF21			24,009	0	25,973	0	0.0	25,973	25,973
FF22			1,665,962	0	1,805,529	-12,683	-1.0	1,792,846	1,792,846
FF23			173,827	0	188,418	-1,320	-1.0	187,098	187,098
FF24			2,461,421	0	2,611,564	-18,330	-1.0	2,593,234	2,593,234
FF25			38,778	0	42,049	-40	0.0	42,009	42,009
FF26			232,148	0	251,630	-1,756	-1.0	249,874	249,874
FF27			1,721,161	0	1,827,130	-12,833	-1.0	1,814,297	1,814,297
FF28			18,797	0	20,445	0	0.0	20,445	20,445
FF29			180,792	0	195,961	-1,361	-1.0	194,600	194,600
FF30			330,574	0	358,360	-2,418	-1.0	355,942	355,942
FF31			118,518	0	128,483	-869	-1.0	127,614	127,614
FF32			93,722	0	101,598	-744	-1.0	100,854	100,854
FF33			42,562	0	46,156	-180	0.0	45,976	45,976
FF34			258,058	0	279,741	-1,978	-1.0	277,763	277,763
FF35			161,530	0	175,089	-1,220	-1.0	173,869	173,869
FF36			7,030	0	7,771	0	0.0	7,771	7,771
FF37			9,624	0	9,368	0	0.0	9,368	9,368
FF38			1,185,835	0	1,285,436	-9,031	-1.0	1,276,405	1,276,405
FF39			10,317	0	11,176	0	0.0	11,176	11,176
FF40			81,320	0	88,151	-744	-1.0	87,407	87,407
FF41			29	0	29	0	0.0	29	0.029
FF42			5	0	5	0	0.0	5	0.005
FF43			11	0	11	0	0.0	11	0.011
FF44			11,575	0	12,568	0	0.0	12,568	12,568
FF45			26,906	0	28,214	0	0.0	28,214	28,214
FF46			0	0	0	0	0.0	0	0.000
FF47			9	0	9	0	0.0	9	0.009
FF48			276,042	0	299,231	-2,102	-1.0	297,129	297,129
FF49			110,584	0	112,890	-628	-1.0	112,262	112,262
FF50			100,255	0	108,674	-752	-1.0	107,922	107,922
FF51			59,170	0	64,135	-559	-1.0	63,576	63,576
FF52			153,474	0	166,378	-1,139	-1.0	165,239	165,239
FF53			10,026	0	10,859	0	0.0	10,859	10,859
FF54			40,502	0	43,948	-89	0.0	43,859	43,859
FF55			17,506	0	18,988	0	0.0	18,988	18,988
FF56			56,699	0	61,447	-548	-1.0	60,899	60,899
FF57			9,266	0	10,060	0	0.0	10,060	10,060
FF58			484,907	0	509,651	16,905	3.0	526,556	526,556
FF59			155,324	0	168,365	5,862	3.0	174,227	174,227
FF60			20,223	0	21,969	0	0.0	21,969	21,969
FF61			18,038	0	19,509	0	0.0	19,509	19,509
F1			32,867,996	0	33,388,559	1,426,351	4.0	34,814,910	34,814,910
		Zone Total	71,697,974	1,482,157	73,775,545	2,060,752		75,836,297	75,836
		Grand Total	3,176,981,455	89,694,804	3,459,767,250	-70,780,896		3,388,986,354	3,388,986

Feb-2013									
Zone	Date	KWH from NYISO		Total Unaccounted Load per Subzone					
1	February-13	961,841,431		-4,550,256					
Lse/Muni	PTID	NAME	CSS Load	Load Mod	Total-load mod w/losses	Unaccounted	Percent	Total -load mod w/losses + unaccounted	Mwh to NYISO
AA1			252,776,367	17,748	272,535,632	-860,338	0.0	271,675,294	271,675
AA2			2,826,232	0	3,063,633	-34,178	-1.0	3,029,455	3,029
AA3			2,065,455	0	2,238,945	-24,986	-1.0	2,213,959	2,214
AA4			35,106,565	0	37,396,156	-417,518	-1.0	36,978,638	36,979
AA5			26,666,325	0	28,138,143	-314,144	-1.0	27,823,999	27,824
AA6			2,291,046	0	2,451,675	-27,716	-1.0	2,423,957	2,424
AA7			5,174,384	0	5,512,036	-61,550	-1.0	5,450,486	5,450
AA8			6,918,625	0	7,468,132	-83,381	-1.0	7,384,751	7,385
AA9			5,566,845	0	5,971,841	-66,676	-1.0	5,905,165	5,905
AA10			3,795,426	0	4,107,325	-45,874	-1.0	4,061,451	4,061
AA11			4,619,825	0	4,953,660	-55,305	-1.0	4,898,355	4,898
AA12			16,133,714	0	17,125,906	-191,206	-1.0	16,934,600	16,935
AA13			18,856,509	0	19,359,243	-216,148	-1.0	19,143,095	19,143
AA14			3,278,589	0	3,432,695	-38,314	-1.0	3,394,381	3,394
AA15			5,972,155	0	6,363,800	-71,049	-1.0	6,292,751	6,293
AA16			672,310	0	686,417	149	0.0	686,566	687
AA17			3,416,217	0	3,628,475	-40,491	-1.0	3,587,984	3,588
AA18			2,489,335	0	2,696,131	-30,107	-1.0	2,666,024	2,666
AA19			3,974,851	0	4,232,969	-47,811	-1.0	4,235,158	4,235
AA20			130,601	0	141,589	-1,576	-1.0	140,013	140
AA21			5,261,049	0	5,537,844	-61,833	-1.0	5,476,011	5,476
AA22			32,847,212	0	35,149,080	-392,439	-1.0	34,756,641	34,757
AA23			4,440,129	0	4,784,517	-53,423	-1.0	4,731,094	4,731
AA24			606,867	0	648,777	-7,256	-1.0	641,521	642
AA25			3,255,060	0	3,323,427	-37,101	-1.0	3,286,326	3,286
AA26			5,929,656	0	6,361,896	-71,029	-1.0	6,290,867	6,291
AA27			108,539	0	117,657	-1,322	-1.0	116,335	116
AA28			4,698,093	0	4,946,376	-55,215	-1.0	4,891,161	4,891
AA29			12,706,636	0	13,382,225	-149,426	-1.0	13,232,799	13,233
AA30			22,730,799	0	24,333,659	-271,684	-1.0	24,061,975	24,062
AA31			7,731,644	0	8,377,260	-63,531	-1.0	8,263,729	8,264
AA32			4,132,579	0	4,459,953	-49,798	-1.0	4,459,655	4,410
AA33			185,290,839	0	185,290,839	237,245	0.0	185,528,084	185,528
AA34			69,752,557	0	69,752,557	37,862	0.0	69,790,419	69,790
AA35			398,048	0	416,755	-4,682	-1.0	412,073	412
AA36			350,512	0	366,991	-4,078	-1.0	362,913	363
AA37			32,251	0	33,857	-238	-1.0	33,619	34
AA38			492,165	0	515,281	-5,755	-1.0	509,526	510
AA39			18,456	0	19,225	-97	-1.0	19,128	19
AA40			95,776	0	100,313	-1,174	-1.0	99,139	99
AA41			706,116	0	739,320	-8,201	-1.0	731,119	731
AA42			357,792	0	365,378	-4,071	-1.0	361,307	361
AA43			1,556,273	0	1,651,578	-18,441	-1.0	1,633,137	1,633
AA44			1,462,319	0	1,544,091	-1,779	0.0	1,545,870	1,546
AA45			160,058	0	163,424	-1,770	-1.0	161,654	162
AA46			789,827	0	838,020	-9,354	-1.0	828,666	829
AA47			1,729,926	0	1,817,157	-20,283	-1.0	1,796,874	1,797
AA48			665,606	0	699,594	-7,818	-1.0	691,776	692
AA49			5,429	0	6,101	0	0.0	6,101	6
AA50			13,189,481	0	14,247,265	-159,071	-1.0	14,088,194	14,088
AA51			1,689,560	0	1,831,476	-20,448	-1.0	1,811,028	1,811
AA52			212,527	0	230,387	-2,510	-1.0	227,877	228
AA53			158,134	0	171,417	-1,914	-1.0	169,503	170
AA54			2,318,016	0	2,512,293	-28,034	-1.0	2,484,259	2,484
AA55			2,424,323	0	2,627,976	-29,345	-1.0	2,598,631	2,599
AA56			617,287	0	663,654	-7,466	-1.0	661,068	661
AA57			6,175,608	0	6,549,012	-73,129	-1.0	6,475,883	6,476
AA58			334,062	0	362,118	-4,028	-1.0	358,090	358
AA59			2,269,370	0	2,421,528	-27,026	-1.0	2,394,502	2,395
AA60			19,499	0	21,141	0	0.0	21,141	21
AA61			136,655	0	146,536	-1,725	-1.0	144,811	145
AA62			273,065	0	293,892	-3,336	-1.0	290,556	291
AA63			514,476	0	550,742	-1,127	-1.0	544,615	545
AA64			1,033,256	0	1,114,751	-12,443	-1.0	1,102,308	1,102
AA65			769,669	0	825,655	-9,222	-1.0	816,433	816
AA66			1,909,024	0	2,069,372	-23,104	-1.0	2,046,268	2,046
AA67			8,330,002	0	9,029,725	-100,809	-1.0	8,928,916	8,929
AA68			125,473	0	136,015	-1,571	-1.0	134,444	134
AA69			646,603	0	700,903	-7,818	-1.0	693,085	693
AA70			190,551	0	206,094	-2,327	-1.0	203,767	204
AA71			9,960,077	0	10,796,711	-120,542	-1.0	10,676,169	10,676
AA72			75,065	0	78,553	-685	-1.0	77,868	78
AA73			2,152,210	0	2,332,990	-26,036	-1.0	2,306,954	2,307
AA74			926,050	0	1,000,493	-11,178	-1.0	989,315	989
AA75			1,442,563	0	1,561,827	-17,438	-1.0	1,544,389	1,544
AA76			6,888	0	7,355	-34	0.0	7,321	7
AA77			899,955	0	975,546	-10,893	-1.0	964,653	965
AA78			921,511	0	998,927	-11,153	-1.0	987,774	988
AA79			64,768	0	66,104	-667	-1.0	65,437	65
AA80			700,513	0	759,160	-8,472	-1.0	750,688	751
AA81			26,328	0	29,199	-259	-1.0	28,940	29
AA82			11,456	0	12,404	0	0.0	12,404	12
AA83			515,231	0	558,506	-6,219	-1.0	552,287	552
AA84			161,159	0	174,696	-1,927	-1.0	172,769	173
AA85			6,770,910	0	7,283,038	-81,303	-1.0	7,201,735	7,202
AA86			161,359	0	174,912	-1,940	-1.0	172,972	173
AA87			615,305	0	656,898	-7,327	-1.0	649,571	650
AA88			38,607	0	41,855	-621	-2.0	41,234	41
AA89			3,863,642	0	4,152,262	-46,361	-1.0	4,105,901	4,106
AA90			8,482,485	0	8,883,511	4,457	0.0	8,887,968	8,888
AA91			315,472	0	341,977	-3,818	-1.0	338,159	338
AA92			62,097	0	67,313	-734	-1.0	66,579	67
AA93			6,923	0	7,506	-3	0.0	7,503	8
A1			3,090,713	0	3,178,109	5,837	0.0	3,183,946	3,184
A2			0	0	19,344,434	0	0.0	19,344,434	19,344
A3			0	0	11,719,143	0	0.0	11,719,143	11,719
A4			0	0	10,695,827	0	0.0	10,695,827	10,696
A5			0	0	0	0	0.0	0	0
A6			0	0	21,174,232	0	0.0	21,174,232	21,174
A7			0	0	5,206,475	0	0.0	5,206,475	5,206
A8			0	0	68,029	-133	0.0	67,896	68
Zone Total			855,652,517	17,748	966,391,699	-4,550,256		961,841,443	961,841

Feb-2013										
Zone	Date	KWH from NYISO		Total Unaccounted Load per Subzone						
2	February-13	580,776,862		-18,366,910						
Lse/Muni	PTID	NAME	CSS Load	Load Mod	Total-load mod w/losses	Unaccounted	Percent	Total -load mod w/losses + unaccounted	Mwh to NYISO	
BB1			222,122,284	5,816,958	233,368,460	-12,668,003	-6.0	220,700,457	220,700	
BB2			4,703,082	0	5,098,145	-56,921	-1.0	5,041,224	5,041	
BB3			204,214	0	219,111	-2,434	-1.0	216,677	217	
BB4			3,015,237	0	3,268,520	-36,497	-1.0	3,232,023	3,232	
BB5			43,928,782	0	47,077,127	-525,612	-1.0	46,551,515	46,552	
BB6			8,955,343	0	9,564,582	-106,794	-1.0	9,457,798	9,458	
BB7			1,438,736	0	1,559,264	-17,409	-1.0	1,541,855	1,542	
BB8			4,291,787	0	4,643,568	-51,841	-1.0	4,591,727	4,592	
BB9			1,316,044	0	1,421,666	-15,870	-1.0	1,405,796	1,406	
BB10			11,645,775	0	12,405,845	-138,513	-1.0	12,267,332	12,267	
BB11			3,424,230	0	3,711,868	-41,441	-1.0	3,670,427	3,670	
BB12			2,658,240	0	2,874,702	-32,097	-1.0	2,842,605	2,843	
BB13			138,266	0	149,981	-11,852	-1.0	148,299	149	
BB14			51,811	0	56,167	-672	-1.0	55,495	55	
BB15			1,025,782	0	1,084,253	-12,106	-1.0	1,072,147	1,072	
BB16			25,282,293	0	26,991,775	-301,363	-1.0	26,690,412	26,690	
BB17			11,901,951	0	12,642,222	-141,147	-1.0	12,501,075	12,501	
BB18			7,464,085	0	7,706,911	-86,052	-1.0	7,620,859	7,621	
BB19			2,418,754	0	2,619,135	-29,240	-1.0	2,589,895	2,590	
BB20			8,622	0	10,421	0	0.0	10,421	10	
BB21			11,289,458	0	11,784,246	-131,577	-1.0	11,652,669	11,653	
BB22			20,435,671	0	21,537,739	-240,468	-1.0	21,297,271	21,297	
BB23			3,652,891	0	3,909,524	-43,641	-1.0	3,865,883	3,866	
BB24			5,246,686	0	5,685,951	-63,496	-1.0	5,622,455	5,622	
BB25			6,631,861	0	7,123,209	-79,528	-1.0	7,043,681	7,044	
BB26			274,679	0	280,459	-3,103	-1.0	277,356	277	
BB27			1,015,038	0	1,036,357	-11,548	-1.0	1,024,809	1,025	
BB28			657,294	0	671,112	-7,486	-1.0	663,626	664	
BB29			0	0	0	0	0.0	0	0	
BB30			68,076	0	69,457	-723	-1.0	68,734	69	
BB31			0	0	0	0	0.0	0	0	
BB32			1,826,532	0	1,864,877	-20,815	-1.0	1,844,062	1,844	
BB33			0	0	0	0	0.0	0	0	
BB34			1,924,884	0	1,965,290	-21,779	-1.0	1,943,511	1,944	
BB35			42	0	44	0	0.0	44	0	
BB36			1,041,300	0	1,107,683	-12,364	-1.0	1,095,319	1,095	
BB37			2,076,388	0	2,203,043	-24,604	-1.0	2,178,439	2,178	
BB38			94,312	0	100,704	-1,095	-1.0	99,609	100	
BB39			1,625,107	0	1,761,614	-19,662	-1.0	1,741,952	1,742	
BB40			787,252	0	853,364	-9,521	-1.0	843,843	844	
BB41			620,019	0	672,103	-7,502	-1.0	664,601	665	
BB42			110,042	0	119,286	-1,347	-1.0	117,939	118	
BB43			1,425,257	0	1,544,989	-17,267	-1.0	1,527,722	1,528	
BB44			2,574,709	0	2,730,975	-31,172	-1.0	2,709,803	2,710	
BB45			875,094	0	946,595	-10,598	-1.0	937,997	938	
BB46			8,794,242	0	9,508,905	-106,174	-1.0	9,402,731	9,403	
BB47			234,217	0	253,901	-2,835	-1.0	251,066	251	
BB48			2,083	0	2,083	0	0.0	2,083	2	
BB49			1,449,123	0	1,570,838	-17,541	-1.0	1,553,297	1,553	
BB50			6,439,109	0	6,979,990	-77,926	-1.0	6,902,064	6,902	
BB51			1,747,012	0	1,874,952	-20,927	-1.0	1,854,025	1,854	
BB52			593,902	0	643,803	-7,186	-1.0	636,617	637	
BB53			615,721	0	663,212	-7,408	-1.0	655,804	656	
BB54			2,067	0	2,178	0	0.0	2,178	2	
BB55			15,653	0	16,514	0	0.0	16,514	17	
BB56			10,573,999	0	11,462,196	-127,978	-1.0	11,334,218	11,334	
BB57			769,441	0	834,087	-9,311	-1.0	824,756	825	
BB58			554,968	0	601,589	-6,710	-1.0	594,879	595	
BB59			780	0	780	0	0.0	780	1	
BB60			1,713,826	0	1,838,507	-20,535	-1.0	1,817,972	1,818	
BB61			3,936	0	3,938	0	0.0	3,938	4	
BB62			0	0	0	0	0.0	0	0	
BB63			0	0	0	0	0.0	0	0	
BB64			0	0	0	0	0.0	0	0	
BB65			0	0	0	0	0.0	0	0	
BB66			0	0	0	0	0.0	0	0	
BB67			0	0	0	0	0.0	0	0	
BB68			1,000,552	0	1,084,600	-12,108	-1.0	1,072,492	1,072	
BB69			1,307,656	0	1,417,499	-15,835	-1.0	1,401,664	1,402	
BB70			6,723,216	0	6,864,392	-76,632	-1.0	6,787,760	6,788	
BB71			487,800	0	528,764	-5,902	-1.0	522,862	523	
BB72			552,439	0	598,839	-6,685	-1.0	592,154	592	
BB73			180,148	0	195,269	-2,156	-1.0	193,113	193	
BB74			306,505	0	332,247	-3,697	-1.0	328,550	329	
BB75			438,402	0	475,219	-5,291	-1.0	469,928	470	
BB76			54,671	0	59,260	-614	-1.0	58,646	59	
BB77			745,425	0	808,037	-9,017	-1.0	799,020	799	
BB78			7,478	0	8,192	0	0.0	8,192	8	
BB79			27,394	0	29,723	-284	-1.0	29,439	29	
BB80			39,380	0	42,653	-672	-2.0	41,981	42	
BB81			66,467	0	72,076	-863	-1.0	71,213	71	
BB82			16,759	0	17,177	0	0.0	17,177	17	
BB83			8,240,831	0	8,630,292	-449,005	-5.0	8,181,287	8,181	
BB84			174,797	0	189,477	-2,113	-1.0	187,364	187	
BB85			53,560	0	58,047	-672	-1.0	57,375	57	
BB86			5,852	0	6,350	-1	0.0	6,349	6	
B1			47,995,580	0	48,490,398	-2,345,856	-5.0	46,144,532	46,135	
B2			0	0	38,715,518	0	0.0	38,715,518	38,716	
B3			0	0	9,767,956	0	0.0	9,767,956	9,768	
Zone Total			522,090,841	5,816,958	599,143,772	-18,366,914		580,776,858	580,777	



Feb-2013									
Zone	Date	KWH from NYISO		Total Unaccounted Load per Subzone					
3	February-13	401,835,187		11,505,940					
Lse/Muni	PTID	NAME	CSS Load	Load Mod	Total-load mod w/losses	Unaccounted	Percent	Total - load mod w/losses + unaccounted	Mwh to NYISO
CC1			172,987,108	26,976,886	157,992,800	11,785,019	7.0	169,777,819	169,778
CC2			4,547,582	0	4,929,571	-55,029	-1.0	4,874,542	4,875
CC3			6,824	0	7,296	0	0.0	7,296	7
CC4			2,481,099	0	2,689,119	-30,019	-1.0	2,659,100	2,659
CC5			27,742,314	0	29,424,878	-328,528	-1.0	29,096,352	29,096
CC6			10,619,747	0	11,636,980	-129,918	-1.0	11,507,062	11,507
CC7			1,004,731	0	1,089,117	-12,153	-1.0	1,076,964	1,077
CC8			1,265,305	0	1,371,115	-15,332	-1.0	1,355,783	1,356
CC9			351,615	0	381,151	-4,238	-1.0	376,913	377
CC10			5,100,562	0	5,507,795	-61,501	-1.0	5,446,294	5,446
CC11			2,291,883	0	2,484,173	-27,735	-1.0	2,456,438	2,456
CC12			548,865	0	590,596	-6,605	-1.0	583,991	584
CC13			219,492	0	237,938	-2,679	-1.0	235,260	235
CC14			0	0	0	0	0.0	0	0
CC15			4,001,712	0	4,335,268	-48,416	-1.0	4,286,852	4,287
CC16			54,050	0	58,581	-672	-1.0	57,909	58
CC17			22,245,011	0	23,535,028	-262,773	-1.0	23,272,255	23,272
CC18			4,444,032	0	4,791,995	-53,497	-1.0	4,738,498	4,738
CC19			1,438,547	0	1,555,385	-17,361	-1.0	1,538,024	1,538
CC20			1,787,983	0	1,938,167	-21,639	-1.0	1,916,528	1,917
CC21			13,258	0	14,364	0	0.0	14,364	14
CC22			3,928,103	0	4,155,999	-46,407	-1.0	4,109,592	4,110
CC23			7,232,851	0	7,564,622	-84,462	-1.0	7,480,160	7,480
CC24			1,523,856	0	1,650,088	-18,415	-1.0	1,631,653	1,632
CC25			5,957,196	0	6,455,371	-72,074	-1.0	6,383,297	6,383
CC26			6,177,004	0	6,605,225	-73,734	-1.0	6,531,491	6,531
CC27			0	0	0	0	0.0	0	0
CC28			54,096	0	55,223	-615	-1.0	54,608	55
CC29			192,004	0	196,007	-2,134	-1.0	193,873	194
CC30			6,138,865	0	6,533,470	-72,935	-1.0	6,460,535	6,461
CC31			7,071	0	7,743	0	0.0	7,743	8
CC32			3,589	0	3,846	0	0.0	3,846	4
CC33			268,606	0	291,164	-3,253	-1.0	287,911	288
CC34			689,861	0	747,804	-8,343	-1.0	739,461	739
CC35			206,286	0	210,615	-2,355	-1.0	208,260	208
CC36			190,154	0	203,987	-2,293	-1.0	201,694	202
CC37			84,480	0	91,570	-981	-1.0	90,589	91
CC38			1,309,025	0	1,418,972	-15,847	-1.0	1,403,125	1,403
CC39			3,606,490	0	3,909,421	-43,638	-1.0	3,865,783	3,866
CC40			766,649	0	830,816	-9,283	-1.0	821,533	822
CC41			4,881,961	0	5,276,166	-58,910	-1.0	5,217,256	5,217
CC42			200,313	0	217,129	-2,454	-1.0	214,675	215
CC43			18,407	0	19,833	-18	0.0	19,815	20
CC44			21,376	0	21,824	-242	-1.0	21,582	22
CC45			1,236,178	0	1,339,146	-14,972	-1.0	1,324,174	1,324
CC46			5,790,568	0	6,276,971	-70,079	-1.0	6,206,892	6,207
CC47			61,173	0	66,291	-674	-1.0	65,617	66
CC48			334,977	0	363,119	-4,053	-1.0	359,066	359
CC49			122,271	0	132,548	-1,547	-1.0	131,001	131
CC50			17,084,330	0	18,518,396	-206,773	-1.0	18,311,623	18,312
CC51			616,694	0	668,499	-7,451	-1.0	661,048	661
CC52			212,433	0	230,270	-2,571	-1.0	227,699	228
CC53			124,786	0	135,261	-1,563	-1.0	133,698	134
CC54			795,779	0	862,631	-9,619	-1.0	853,012	853
CC55			0	0	0	0	0.0	0	0
CC56			0	0	0	0	0.0	0	0
CC57			0	0	0	0	0.0	0	0
CC58			0	0	0	0	0.0	0	0
CC59			658	0	669	0	0.0	669	1
CC60			1,268	0	1,349	0	0.0	1,349	1
CC61			0	0	0	0	0.0	0	0
CC62			0	0	0	0	0.0	0	0
CC63			0	0	0	0	0.0	0	0
CC64			108	0	116	0	0.0	116	0
CC65			12	0	12	0	0.0	12	0
CC66			9	0	9	0	0.0	9	0
CC67			209	0	222	-2	-1.0	220	0
CC68			526	0	566	-3	-1.0	563	1
CC69			11,263	0	12,162	-113	-1.0	12,049	12
CC70			0	0	0	0	0.0	0	0
CC71			0	0	0	0	0.0	0	0
CC72			73,821	0	75,339	-738	-1.0	74,601	75
CC73			0	0	0	0	0.0	0	0
CC74			18,088	0	18,431	-340	-2.0	18,091	18
CC75			0	0	0	0	0.0	0	0
CC76			95	0	96	-1	-1.0	95	0
CC77			43	0	43	0	0.0	43	0
CC78			501	0	521	-1	0.0	520	1
CC79			0	0	0	0	0.0	0	0
CC80			133	0	139	0	0.0	139	0
CC81			0	0	0	0	0.0	0	0
CC82			0	0	0	0	0.0	0	0
CC83			0	0	0	0	0.0	0	0
CC84			3,144	0	3,290	-46	-1.0	3,244	3
CC85			2	0	2	0	0.0	2	0
CC86			3	0	3	0	0.0	3	0
CC87			2	0	2	0	0.0	2	0
CC88			3	0	3	0	0.0	3	0
CC89			2	0	2	0	0.0	2	0
CC90			4	0	4	0	0.0	4	0
CC91			0	0	0	0	0.0	0	0
CC92			936,630	0	1,015,309	-11,333	-1.0	1,003,976	1,004
CC93			733,143	0	794,720	-8,878	-1.0	785,842	786
CC94			743,062	0	805,472	-8,991	-1.0	796,481	796
CC95			804,260	0	871,820	-9,732	-1.0	862,088	862
CC96			165,719	0	179,642	-1,988	-1.0	177,654	178
CC97			79,854	0	86,552	-911	-1.0	85,641	86
CC98			126,115	0	136,721	-1,529	-1.0	135,192	135
CC99			1,311	0	1,393	0	0.0	1,393	1
CC100			542,801	0	588,390	-6,577	-1.0	581,813	582
CC101			2,636	0	2,721	0	0.0	2,721	3
CC102			30,242	0	32,796	-381	-1.0	32,415	32
CC103			23,939	0	26,007	-159	-1.0	25,848	26
CC104			74,886	0	76,480	-858	-1.0	75,622	76
CC105			65,100	0	69,065	-773	-1.0	68,292	68
CC106			12,771,062	0	13,315,292	1,125,573	8.0	14,441,865	14,442
CC107			223,864	0	242,661	-2,899	-1.0	239,962	240
CC108			161,994	0	175,613	-1,953	-1.0	173,660	174
CC109			3,450	0	3,688	0	0.0	3,688	4
C1			6,392,215	0	6,456,768	560,573	8.0	7,017,341	7,017
C2			0	0	10,015,093	0	0.0	10,015,093	10,015
C3			0	0	2,932,210	0	0.0	2,932,210	2,932
C4			665,784	0	697,032	55,643	7.0	752,675	753
C5			0	0	0	0	0.0	0	0
C6			0	0	10,241,884	0	0.0	10,241,884	10,242
C7			0	0	4,748,909	0	0.0	4,748,909	4,749
C8			6,602,968	0	6,741,642	-75,264	-1.0	6,666,378	6,666
C9			311,653	0	326,083	28,196	8.0	354,279	354
Zone Total			364,761,934	26,976,886	390,329,247	11,505,947		401,835,194	401,835

Feb-2013										
Zone	Date	KWH from NYISO		Total Unaccounted Load per Subzone						
4	41306	866676756		31,697,345						
Lse/Muni	PTID	NAME	CSS Load	Load Mod	Total-load mod w/losses	Unaccounted	Percent	Total -load mod w/losses + unaccounted	Mwh to NYISO	
DD1			388,905,417	44,100,476	373,583,674	-23,839,144	-7.0	349,744,530	349,745	
DD2			8,779,973	0	9,517,501	-106,257	-1.0	9,411,244	9,411	
DD3			90,388	0	97,972	-1,180	-1.0	96,792	97	
DD4			4,842,423	0	5,249,168	-58,602	-1.0	5,190,566	5,191	
DD5			92,982,149	0	96,126,768	-1,095,590	-1.0	97,031,178	97,031	
DD6			22,641,852	0	23,997,051	-267,930	-1.0	23,729,121	23,729	
DD7			3,610,183	0	3,901,206	-43,962	-1.0	3,857,644	3,858	
DD8			7,420,539	0	7,919,007	-88,418	-1.0	7,830,589	7,831	
DD9			1,953,170	0	2,096,994	-23,409	-1.0	2,073,585	2,074	
DD10			13,779,899	0	14,903,670	-166,405	-1.0	14,737,265	14,737	
DD11			2,943,317	0	3,190,552	-35,627	-1.0	3,154,925	3,155	
DD12			608,714	0	659,829	-7,367	-1.0	652,462	652	
DD13			7,356,538	0	7,511,034	-451,190	-6.0	7,059,844	7,060	
DD14			645,128	0	695,684	-7,760	-1.0	687,924	688	
DD15			79,760	0	86,449	-935	-1.0	85,514	86	
DD16			661,579	0	707,774	-7,888	-1.0	699,886	700	
DD17			40,444,576	0	42,628,626	-475,944	-1.0	42,152,682	42,153	
DD18			22,978,273	0	24,414,078	-272,585	-1.0	24,141,493	24,141	
DD19			17,689,577	0	18,433,350	-205,794	-1.0	18,227,556	18,228	
DD20			9,440,820	0	10,171,302	-113,562	-1.0	10,057,740	10,058	
DD21			55,013	0	59,615	-672	-1.0	58,943	59	
DD22			3,593,043	0	3,769,768	-42,075	-1.0	3,727,693	3,728	
DD23			21,459,774	0	22,514,098	-251,378	-1.0	22,262,720	22,263	
DD24			1,194,874	0	1,295,239	-14,463	-1.0	1,280,776	1,281	
DD25			11,725,153	0	12,699,260	-141,793	-1.0	12,557,467	12,557	
DD26			22,131,184	0	23,855,244	-266,358	-1.0	23,588,886	23,589	
DD27			0	0	0	0	0.0	0	0	
DD28			26,642,655	0	27,824,978	-310,663	-1.0	27,514,315	27,514	
DD29			2,054,738	0	2,177,522	-24,308	-1.0	2,153,214	2,153	
DD30			1,142,735	0	1,196,450	-13,355	-1.0	1,183,095	1,183	
DD31			52,320	0	56,698	-672	-1.0	56,026	56	
DD32			577,048	0	625,521	-6,963	-1.0	618,528	619	
DD33			1,699,734	0	1,842,517	-20,574	-1.0	1,821,943	1,822	
DD34			1,580,898	0	1,686,205	-18,823	-1.0	1,667,382	1,667	
DD35			183,109	0	198,473	-2,202	-1.0	196,271	196	
DD36			7,063,886	0	7,657,041	-85,482	-1.0	7,571,559	7,572	
DD37			6,126,229	0	6,597,995	-73,665	-1.0	6,524,330	6,524	
DD38			1,738,029	0	1,894,021	-21,039	-1.0	1,862,982	1,863	
DD39			8,924,709	0	9,667,645	-107,947	-1.0	9,559,698	9,560	
DD40			1,273,860	0	1,300,610	-14,510	-1.0	1,286,100	1,286	
DD41			704,211	0	719,003	-8,030	-1.0	710,973	711	
DD42			355,110	0	384,949	-4,322	-1.0	380,627	381	
DD43			1,603	0	1,603	0	0.0	1,603	2	
DD44			3,637,825	0	3,943,169	-44,025	-1.0	3,899,164	3,899	
DD45			7,128,835	0	7,727,655	-86,273	-1.0	7,641,382	7,641	
DD46			741,867	0	804,188	-8,978	-1.0	795,210	795	
DD47			2,066,151	0	2,239,313	-24,997	-1.0	2,214,316	2,214	
DD48			364,234	0	394,711	-4,392	-1.0	390,319	390	
DD49			39,344,677	0	42,848,388	-476,185	-1.0	42,372,203	42,372	
DD50			197,504	0	201,627	-2,208	-1.0	199,419	199	
DD51			1,000,869	0	1,084,931	-12,104	-1.0	1,072,827	1,073	
DD52			401,686	0	435,428	-4,850	-1.0	430,578	431	
DD53			101,777	0	110,332	-1,265	-1.0	109,067	109	
DD54			3,306,266	0	3,457,089	-38,597	-1.0	3,418,492	3,418	
DD55			15,431	0	15,796	-163	-1.0	15,633	16	
DD56			0	0	0	0	0.0	0	0	
DD57			8,456	0	8,853	-98	-1.0	8,755	9	
DD58			9	0	9	0	0.0	9	0	
DD59			3,180	0	3,326	-34	-1.0	3,292	3	
DD60			93	0	93	0	0.0	93	0	
DD61			13,875	0	14,107	-208	-1.0	13,899	14	
DD62			0	0	0	0	0.0	0	0	
DD63			0	0	0	0	0.0	0	0	
DD64			0	0	0	0	0.0	0	0	
DD65			56,752	0	57,918	-675	-1.0	57,243	57	
DD66			1,752,223	0	1,899,413	-21,211	-1.0	1,878,202	1,878	
DD67			1,521,936	0	1,553,943	-17,360	-1.0	1,536,583	1,537	
DD68			2,461,967	0	2,668,780	-29,797	-1.0	2,638,983	2,639	
DD69			2,129,156	0	2,174,019	-24,192	-1.0	2,149,827	2,150	
DD70			1,148,689	0	1,244,937	-13,901	-1.0	1,231,036	1,231	
DD71			1,737,890	0	1,883,306	-21,022	-1.0	1,862,284	1,862	
DD72			418,619	0	453,754	-5,065	-1.0	448,689	449	
DD73			1,597,428	0	1,731,618	-19,315	-1.0	1,712,303	1,712	
DD74			339,229	0	367,713	-4,113	-1.0	363,600	364	
DD75			49,326	0	53,485	-537	-1.0	52,948	53	
DD76			282,384	0	288,267	-3,285	-1.0	284,982	285	
DD77			583,272	0	595,503	-6,652	-1.0	588,851	589	
DD78			192,600	0	196,669	-2,230	-1.0	194,439	194	
DD79			2,919,420	0	3,163,822	-35,333	-1.0	3,128,489	3,128	
DD80			11,084	0	11,994	0	0.0	11,994	12	
DD81			106,125	0	115,041	-1,290	-1.0	113,751	114	
DD82			52,196	0	56,537	-672	-1.0	55,865	56	
DD83			31,580,799	0	32,581,724	-2,041,170	-7.0	30,540,554	30,541	
DD84			324,874	0	352,164	-3,930	-1.0	348,234	348	
DD85			269,834	0	292,497	-3,278	-1.0	289,219	289	
DD86			2,488	0	2,600	0	0.0	2,600	3	
D1			0	0	2,713,677	0	0.0	2,713,677	2,714	
D2			0	0	2,176,317	0	0.0	2,176,317	2,176	
D3			0	0	0	0	0.0	0	0	
D4			0	0	0	0	0.0	0	0	
D5			188,774	0	197,650	-10,977	-6.0	186,673	187	
D6			616,215	0	622,435	-6,975	-1.0	615,460	615	
D7			1,241,699	0	1,254,243	-14,032	-1.0	1,240,211	1,240	
D8			662,188	0	688,896	-7,477	-1.0	681,419	681	
Zone Total			878,713,672	44,100,476	898,374,101	-31,697,339		866,676,762	866,677	

Feb-2013										
Zone	Date	KWH from NYISO		Total Unaccounted Load per Subzone						
29	41306	165026726		-11,108,914						
Lse/Muni	PTID	NAME	CSS Load	Load Mod	Total-load mod w/losses	Unaccounted	Percent	Total - load mod w/losses + unaccounted	Mwh to NYISO	
EE1			77,207,651	177,720	83,395,234	-9,454,889	-13.0	73,940,345	73,940	
EE2			1,681,598	0	1,822,857	-20,351	-1.0	1,802,506	1,803	
EE3			3,045	0	3,128	0	0.0	3,128	3	
EE4			829,619	0	899,305	-10,046	-1.0	889,259	889	
EE5			4,733,053	0	5,066,265	-56,568	-1.0	5,009,697	5,010	
EE6			4,785,962	0	5,152,315	-57,527	-1.0	5,094,788	5,095	
EE7			409,566	0	443,977	-4,952	-1.0	439,025	439	
EE8			2,189,332	0	2,369,226	-26,450	-1.0	2,342,776	2,343	
EE9			2,342,433	0	2,530,083	-28,251	-1.0	2,501,832	2,502	
EE10			1,208,469	0	1,299,128	-14,498	-1.0	1,284,630	1,285	
EE11			895,984	0	970,789	-10,836	-1.0	959,953	960	
EE12			14,185	0	15,421	0	0.0	15,421	15	
EE13			1,364,612	0	1,449,961	-16,184	-1.0	1,433,777	1,434	
EE14			177,458	0	191,175	-2,116	-1.0	189,059	189	
EE15			165,305	0	179,193	-1,933	-1.0	177,260	177	
EE16			283,081	0	306,858	-3,461	-1.0	303,397	303	
EE17			296,707	0	321,624	-3,605	-1.0	318,019	318	
EE18			23,377	0	25,340	-133	-1.0	25,207	25	
EE19			988	0	988	0	0.0	988	1	
EE20			2,911,731	0	3,122,516	-34,860	-1.0	3,087,656	3,088	
EE21			4,488,713	0	4,690,670	-62,366	-1.0	4,638,304	4,638	
EE22			882,411	0	916,281	-10,228	-1.0	906,053	906	
EE23			1,283,787	0	1,391,625	-15,536	-1.0	1,376,089	1,376	
EE24			8,676	0	9,401	0	0.0	9,401	9	
EE25			2,413,403	0	2,560,618	-28,591	-1.0	2,532,027	2,532	
EE26			3,769,268	0	3,917,150	-43,719	-1.0	3,873,431	3,873	
EE27			3,331,605	0	3,586,735	-40,049	-1.0	3,546,686	3,547	
EE28			2,943,085	0	3,184,210	-35,549	-1.0	3,148,661	3,149	
EE29			1,230,382	0	1,328,096	-14,838	-1.0	1,313,258	1,313	
EE30			4,832,046	0	4,832,046	-501,670	-12.0	4,330,376	4,330	
EE31			767,568	0	767,568	-80,270	-12.0	687,298	687	
EE32			78,104	0	79,602	-706	-1.0	78,896	79	
EE33			0	0	0	0	0.0	0	0	
EE34			2,818,895	0	2,979,661	-33,262	-1.0	2,946,399	2,946	
EE35			2,710,223	0	2,937,008	-32,803	-1.0	2,904,205	2,904	
EE36			486,396	0	527,249	-5,869	-1.0	521,380	521	
EE37			43,496	0	47,154	-672	-1.0	46,482	46	
EE38			457,435	0	495,862	-5,531	-1.0	490,331	490	
EE39			1,249,955	0	1,354,942	-15,143	-1.0	1,339,799	1,340	
EE40			344,220	0	373,145	-4,170	-1.0	368,975	369	
EE41			2,435,062	0	2,639,619	-29,472	-1.0	2,610,147	2,610	
EE42			97,330	0	105,512	-1,152	-1.0	104,360	104	
EE43			1,301	0	1,301	0	0.0	1,301	1	
EE44			25,336	0	27,417	-203	-1.0	27,214	27	
EE45			738,314	0	800,043	-8,927	-1.0	791,116	791	
EE46			3,212,273	0	3,482,099	-38,881	-1.0	3,443,218	3,443	
EE47			31,864	0	34,540	-475	-1.0	34,065	34	
EE48			156,359	0	169,491	-1,904	-1.0	167,587	168	
EE49			87,538	0	94,882	-1,018	-1.0	93,864	94	
EE50			3,138,944	0	3,402,601	-37,997	-1.0	3,364,604	3,365	
EE51			191,336	0	207,416	-2,314	-1.0	205,102	205	
EE52			12,607	0	13,647	0	0.0	13,647	14	
EE53			190,555	0	206,578	-2,287	-1.0	204,291	204	
EE54			712,629	0	771,836	-8,627	-1.0	763,209	763	
EE55			0	0	0	0	0.0	0	0	
EE56			0	0	0	0	0.0	0	0	
EE57			0	0	0	0	0.0	0	0	
EE58			936,132	0	993,236	-11,101	-1.0	982,135	982	
EE59			301,939	0	327,297	-3,652	-1.0	323,645	324	
EE60			296,959	0	321,901	-3,598	-1.0	318,303	318	
EE61			347,872	0	377,097	-4,199	-1.0	372,898	373	
EE62			46,131	0	49,986	-672	-1.0	49,314	49	
EE63			10,192	0	11,028	0	0.0	11,028	11	
EE64			82,107	0	89,002	-1,000	-1.0	88,002	88	
EE65			4,080	0	4,464	0	0.0	4,464	4	
EE66			610,903	0	653,943	-7,306	-1.0	646,637	647	
EE67			58,427	0	63,334	-672	-1.0	62,662	63	
EE68			2,688	0	2,693	0	0.0	2,693	3	
EE69			54,655	0	59,248	-672	-1.0	58,576	59	
EE70			33,215	0	36,017	-532	-1.0	35,485	35	
EE71			2,410,756	0	2,525,852	-273,278	-12.0	2,252,574	2,253	
EE72			95,897	0	103,944	-1,145	-1.0	102,799	103	
EE73			19,954	0	21,636	-35	0.0	21,601	22	
EE74			17,664	0	19,168	-127	-1.0	19,041	19	
E1			0	0	9,073,732	0	0.0	9,073,732	9,074	
E2			0	0	3,900,674	0	0	3,900,674	3,901	
Zone Total			152,025,443	177,720	176,135,640	-11,108,878		165,026,762	165,027	

Feb-2013									
Zone	Date	KWH from NYISO		Total Unaccounted Load per Subzone					
31	41306			68345351	2,212,403				
Lse/Muni	PTID	NAME	CSS Load	Load Mod	Total-load mod w/losses	Unaccounted	Percent	Total - load mod w/losses + unaccounted	Mwh to NYISO
FF1			19,759,901	1,346,980	19,993,514	841,298	4.0	20,834,812	20,835
FF2			667,095	0	723,122	-8,067	-1.0	715,055	715
FF3			457,588	0	496,035	-5,525	-1.0	490,510	491
FF4			901,635	0	977,375	-10,912	-1.0	966,463	966
FF5			352,521	0	382,133	-4,227	-1.0	377,906	378
FF6			81,795	0	88,670	-954	-1.0	87,716	88
FF7			284,072	0	307,945	-3,429	-1.0	304,516	305
FF8			25,056	0	27,245	-205	-1.0	27,040	27
FF9			279,914	0	303,419	-3,401	-1.0	300,018	300
FF10			62,539	0	67,794	-737	-1.0	67,057	67
FF11			146,613	0	158,922	-1,705	-1.0	157,217	157
FF12			14,599	0	15,949	0	0.0	15,949	16
FF13			1,063,192	0	1,145,112	-12,781	-1.0	1,132,331	1,132
FF14			4,287	0	4,784	0	0.0	4,784	5
FF15			638,395	0	682,903	-7,614	-1.0	675,289	675
FF16			189,230	0	205,132	-2,264	-1.0	202,868	203
FF17			2,613	0	2,613	0	0.0	2,613	3
FF18			105,043	0	113,862	-1,305	-1.0	112,557	113
FF19			1,449	0	1,449	0	0.0	1,449	1
FF20			177,577	0	192,490	-2,138	-1.0	190,352	190
FF21			21,797	0	23,579	0	0.0	23,579	24
FF22			1,469,872	0	1,593,056	-17,796	-1.0	1,575,260	1,575
FF23			153,287	0	166,162	-1,793	-1.0	164,369	164
FF24			2,215,360	0	2,350,496	-26,238	-1.0	2,324,258	2,324
FF25			34,015	0	36,812	-528	-1.0	36,284	36
FF26			197,843	0	214,462	-2,425	-1.0	212,037	212
FF27			1,532,704	0	1,627,091	-18,168	-1.0	1,608,923	1,609
FF28			16,662	0	18,133	0	0.0	18,133	18
FF29			145,075	0	157,274	-1,760	-1.0	155,514	156
FF30			292,479	0	317,042	-3,474	-1.0	313,568	314
FF31			101,213	0	109,711	-1,208	-1.0	108,503	109
FF32			84,046	0	91,100	-968	-1.0	90,132	90
FF33			34,672	0	37,578	-525	-1.0	37,053	37
FF34			220,352	0	238,848	-2,632	-1.0	236,216	236
FF35			145,170	0	157,360	-1,750	-1.0	155,610	156
FF36			5,254	0	5,905	0	0.0	5,905	6
FF37			7,626	0	8,298	0	0.0	8,298	8
FF38			1,059,924	0	1,147,876	-12,815	-1.0	1,135,061	1,135
FF39			8,882	0	9,621	0	0.0	9,621	10
FF40			71,960	0	77,993	-828	-1.0	77,165	77
FF41			35,435	0	36,129	-582	-2.0	35,547	36
FF42			1,014	0	1,060	0	0.0	1,060	1
FF43			0	0	0	0	0.0	0	0
FF44			24,246	0	26,192	0	0.0	26,192	26
FF45			26,151	0	27,400	-136	0.0	27,264	27
FF46			4	0	4	0	0.0	4	0
FF47			52	0	54	0	0.0	54	0
FF48			227,075	0	246,149	-2,743	-1.0	243,406	243
FF49			118,266	0	120,754	-1,249	-1.0	119,505	120
FF50			82,985	0	89,949	-955	-1.0	88,994	89
FF51			83,122	0	90,093	-940	-1.0	89,153	89
FF52			129,303	0	140,176	-1,568	-1.0	138,608	139
FF53			7,540	0	8,228	0	0.0	8,228	8
FF54			35,596	0	38,617	-587	-2.0	38,030	38
FF55			16,220	0	17,571	0	0.0	17,571	18
FF56			51,003	0	55,921	-672	-1.0	55,249	55
FF57			7,460	0	8,132	0	0.0	8,132	8
FF58			436,662	0	458,935	20,568	4.0	479,503	480
FF59			151,385	0	164,099	7,800	5.0	171,899	172
FF60			32,696	0	35,441	-435	-1.0	35,006	35
FF61			23,556	0	25,462	-46	0.0	25,416	25
FF62			419	0	419	0	0.0	419	0
F1			29,793,673	0	30,283,398	1,510,851	4.8	31,774,249	31,774
		Zone Total	64,316,770	1,346,980	66,132,948	2,212,422		68,345,370	68,345
		Grand Total		2,837,561,177	78,436,768	3,096,507,407	-52,005,018	3,044,502,389	3,044,502

7/10/2013

9:45:40 AM Page -1 of 1

Mar-2013									
Zone	Date	KWH from NYISO	Total Unaccounted Load per Subzone						
1	Mar-13	1,046,765,215	(7,606,206)						
Lse/Muni	PTID	NAME	CSS Load	Load Mod	Total-load mod w/losses	Unaccounted	Percent	Total - load mod w/losses + unaccounted	Mwh to NYISO
AA1			250,505,649	8,740	279,655,305	(1,850,315)	-1.0	277,804,990	277,804,993
AA2			2,855,137	-	3,094,965	(44,227)	-1.0	3,050,738	3,050,738
AA3			2,174,007	-	2,396,614	(33,669)	-1.0	2,322,945	2,322,945
AA4			36,134,026	-	38,484,305	(549,933)	-1.0	37,934,372	37,934,372
AA5			29,029,603	-	30,599,587	(437,286)	-1.0	30,162,301	30,162,301
AA6			2,238,024	-	2,424,033	(34,640)	-1.0	2,389,393	2,389,393
AA7			357,876	-	387,493	(5,488)	-1.0	382,005	382,005
AA8			7,365,385	-	7,950,378	(113,604)	-1.0	7,836,774	7,836,774
AA9			995,078	-	1,078,457	(15,413)	-1.0	1,063,044	1,063,044
AA10			3,844,609	-	4,160,245	(59,446)	-1.0	4,100,799	4,100,799
AA11			4,974,466	-	5,333,922	(76,228)	-1.0	5,257,694	5,257,694
AA12			16,966,842	-	18,002,735	(257,252)	-1.0	17,745,483	17,745,483
AA13			18,552,900	-	19,056,535	(272,324)	-1.0	18,784,211	18,784,211
AA14			3,870,143	-	4,052,040	(57,896)	-1.0	3,994,144	3,994,144
AA15			6,614,298	-	7,047,975	(100,718)	-1.0	6,947,257	6,947,257
AA16			3,562,083	-	3,786,323	(54,117)	-1.0	3,732,206	3,732,206
AA17			2,616,957	-	2,833,896	(40,513)	-1.0	2,793,383	2,793,383
AA18			4,248,047	-	4,576,839	(65,403)	-1.0	4,511,436	4,511,436
AA19			123,936	-	139,766	(2,004)	-1.0	137,762	137,762
AA20			5,833,091	-	6,139,348	(87,732)	-1.0	6,051,616	6,051,616
AA21			35,238,206	-	37,682,104	(538,477)	-1.0	37,143,627	37,143,627
AA22			13,173,243	-	14,073,524	(201,111)	-1.0	13,872,413	13,872,413
AA23			648,519	-	693,176	(9,898)	-1.0	683,278	683,278
AA24			3,423,210	-	3,495,092	(49,954)	-1.0	3,445,138	3,445,138
AA25			6,565,021	-	7,044,686	(100,661)	-1.0	6,944,025	6,944,025
AA26			111,476	-	120,842	(1,730)	-1.0	119,112	119,112
AA27			4,864,626	-	5,120,728	(73,181)	-1.0	5,047,547	5,047,547
AA28			13,769,717	-	14,508,683	(207,335)	-1.0	14,302,348	14,302,348
AA29			26,240,744	-	27,976,763	(399,793)	-1.0	27,576,970	27,576,970
AA30			7,760,897	-	8,408,640	(120,157)	-1.0	8,288,483	8,288,483
AA31			4,222,309	-	4,556,414	(65,111)	-1.0	4,491,303	4,491,303
AA32			227,172,255	-	227,172,255	(301,635)	0.0	226,870,620	226,870,620
AA33			84,864,268	-	84,864,268	(56,329)	0.0	84,808,939	84,808,939
AA34			443,281	-	463,281	(6,647)	-1.0	456,634	456,634
AA35			375,700	-	393,365	(5,617)	-1.0	387,748	387,748
AA36			734,346	-	768,915	(10,869)	-1.0	758,046	758,046
AA37			559,976	-	586,285	(8,367)	-1.0	577,918	577,918
AA38			702,456	-	735,407	(10,477)	-1.0	724,930	724,930
AA39			99,348	-	103,980	(1,401)	-1.0	102,579	102,579
AA40			1,022,784	-	1,070,850	(15,314)	-1.0	1,055,536	1,055,536
AA41			461,760	-	471,569	(6,711)	-1.0	464,858	464,858
AA42			1,522,817	-	1,616,149	(23,102)	-1.0	1,593,047	1,593,047
AA43			1,546,607	-	1,633,299	181	0.0	1,633,480	1,633,480
AA44			169,939	-	173,569	(2,466)	-1.0	171,043	171,043
AA45			841,548	-	892,900	(12,753)	-1.0	880,147	880,147
AA46			1,862,895	-	1,956,794	(27,952)	-1.0	1,928,842	1,928,842
AA47			722,148	-	758,962	(10,838)	-1.0	748,124	748,124
AA48			5,906	-	6,549	0	0.0	6,549	6,549
AA49			13,794,190	-	14,896,023	(212,866)	-1.0	14,683,157	14,683,157
AA50			1,650,094	-	1,788,708	(25,557)	-1.0	1,763,151	1,763,151
AA51			210,951	-	228,673	(3,270)	-1.0	225,403	225,403
AA52			155,082	-	168,117	(2,407)	-1.0	165,710	165,710
AA53			3,596,190	-	3,800,273	(54,304)	-1.0	3,745,969	3,745,969
AA54			2,620,375	-	2,840,164	(40,600)	-1.0	2,799,564	2,799,564
AA55			630,888	-	683,223	(9,771)	-1.0	673,452	673,452
AA56			4,995,339	-	5,343,852	(76,355)	-1.0	5,267,497	5,267,497
AA57			333,036	-	361,012	(5,152)	-1.0	355,860	355,860
AA58			2,343,030	-	2,501,197	(35,744)	-1.0	2,465,453	2,465,453
AA59			19,350	-	20,993	(95)	0.0	20,898	20,898
AA60			143,222	-	153,515	(2,147)	-1.0	151,368	151,368
AA61			305,242	-	327,759	(4,700)	-1.0	323,059	323,059
AA62			554,944	-	593,897	(8,492)	-1.0	585,405	585,405
AA63			1,065,980	-	1,150,140	(16,456)	-1.0	1,133,684	1,133,684
AA64			779,743	-	836,307	(11,961)	-1.0	824,346	824,346
AA65			1,527,155	-	2,089,027	(29,840)	-1.0	2,059,187	2,059,187
AA66			8,484,203	-	9,196,884	(131,427)	-1.0	9,065,457	9,065,457
AA67			129,504	-	140,360	(2,001)	-1.0	138,359	138,359
AA68			646,585	-	700,885	(10,020)	-1.0	690,865	690,865
AA69			161,883	-	196,667	(2,804)	-1.0	193,863	193,863
AA70			10,523,951	-	11,407,970	(163,027)	-1.0	11,244,943	11,244,943
AA71			107,510	-	112,559	(1,658)	-1.0	110,901	110,901
AA72			2,335,418	-	2,531,589	(36,191)	-1.0	2,495,398	2,495,398
AA73			998,606	-	1,078,867	(15,410)	-1.0	1,063,457	1,063,457
AA74			1,541,623	-	1,669,179	(23,853)	-1.0	1,645,326	1,645,326
AA75			161,796	-	169,485	(2,383)	-1.0	167,102	167,102
AA76			890,861	-	965,678	(13,806)	-1.0	951,872	951,872
AA77			833,357	-	903,363	(12,904)	-1.0	890,459	890,459
AA78			857,670	-	875,694	(12,606)	-1.0	863,088	863,088
AA79			1,060,489	-	1,149,101	(16,417)	-1.0	1,132,684	1,132,684
AA80			30,173	-	32,710	(623)	-2.0	32,087	32,087
AA81			11,381	-	12,332	-	0.0	12,332	12,332
AA82			461,954	-	500,748	(7,167)	-1.0	493,581	493,581
AA83			165,654	-	179,550	(2,592)	-1.0	176,958	176,958
AA84			941	-	905	0	0.0	905	905
AA85			7,364,455	-	7,921,866	(113,196)	-1.0	7,808,670	7,808,670
AA86			219,724	-	238,161	(3,401)	-1.0	234,760	234,760
AA87			673,012	-	719,116	(10,287)	-1.0	708,829	708,829
AA88			34,125	-	36,990	(681)	-2.0	36,309	36,309
AA89			4,488,342	-	4,823,244	(68,935)	-1.0	4,754,309	4,754,309
AA90			9,337,481	-	9,773,966	(18,361)	0.0	9,792,327	9,792,327
AA91			393,193	-	426,205	(6,086)	-1.0	420,119	420,119
AA92			67,362	-	73,005	(1,018)	-1.0	71,987	71,987
AA93			47,066	-	51,022	(792)	-2.0	50,230	50,230
AA94			5,723	-	6,200	(95)	-1.0	6,105	6,105
A1			3,039,753	-	3,125,710	478	0.0	3,126,188	3,126,188
A2			-	-	16,813,437	-	0.0	16,813,437	16,813,437
A3			-	-	14,156,257	-	0.0	14,156,257	14,156,257
A4			-	-	11,378,372	-	0.0	11,378,372	11,378,372
A5			-	-	-	-	0.0	0	0
A6			-	-	19,075,190	-	0.0	19,075,190	19,075,190
A7			-	-	7,570,172	-	0.0	7,570,172	7,570,172
A8			-	-	64,352	(1,098)	-1.736	63,254	63
Zone Total			941,120,468	8,740	1,054,371,421	(7,606,209)		1,046,765,212	1,046,765,215

Mar-2013									
Zone	Date	KWH from NYISO	Total Unaccounted Load per Subzone						
2	Mar-13	612,408,823	(13,365,845)						
Lse/Muni	PTID	NAME	CSS Load	Load Mod	Total-load mod w/losses	Unaccounted	Percent	Total - load mod w/losses + unaccounted	Mwh to NYISO
BB1			230,500,172	6,463,007	241,480,370	(7,952,453)	-3.0	233,527,917	233,527,901
BB2			4,721,625	-	5,118,228	(73,138)	-1.0	5,045,090	5,045,090
BB3			214,437	-	229,951	(3,281)	-1.0	226,670	226,670
BB4			3,063,531	-	3,329,868	(47,444)	-1.0	3,273,424	3,273,424
BB5			46,011,158	-	49,292,792	(704,397)	-1.0	48,588,395	48,588,395
BB6			9,392,433	-	10,133,275	(144,797)	-1.0	9,988,478	9,988,478
BB7			1,153,323	-	1,249,855	(17,868)	-1.0	1,231,987	1,231,987
BB8			700,350	-	758,632	(10,775)	-1.0	747,857	747,857
BB9			1,312,489	-	1,417,967	(20,258)	-1.0	1,397,709	1,397,709
BB10			1,403,409	-	1,511,761	(21,590)	-1.0	1,490,171	1,490,171
BB11			3,407,065	-	3,693,248	(52,771)	-1.0	3,640,477	3,640,477
BB12			2,935,038	-	3,174,107	(45,346)	-1.0	3,128,761	3,128,761
BB13			139,214	-	150,913	(2,157)	-1.0	148,756	148,756
BB14			49,748	-	53,938	(768)	-1.0	53,170	53,170
BB15			2,343,531	-	2,430,114	(34,721)	-1.0	2,395,393	2,395,393
BB16			26,669,757	-	28,463,428	(406,750)	-1.0	28,056,678	28,056,678
BB17			24,747,894	-	26,328,094	(376,226)	-1.0	25,951,868	25,951,868
BB18			7,855,525	-	8,112,836	(115,918)	-1.0	7,996,918	7,996,918
BB19			2,650,226	-	2,869,734	(41,007)	-1.0	2,828,727	2,828,727
BB20			9,742	-	10,557	-	0.0	10,557	10,557
BB21			11,743,971	-	12,263,500	(175,237)	-1.0	12,088,263	12,088,263
BB22			21,598,328	-	22,764,104	(325,288)	-1.0	22,438,816	22,438,816
BB23			3,782,699	-	4,048,675	(57,858)	-1.0	3,991,817	3,991,817
BB24			5,198,311	-	5,633,303	(80,493)	-1.0	5,552,810	5,552,810
BB25			7,701,318	-	8,270,679	(118,194)	-1.0	8,152,485	8,152,485
BB26			333,300	-	340,323	(4,844)	-1.0	335,479	335,479
BB27			1,119,910	-	1,139,366	(16,271)	-1.0	1,123,095	1,123,095
BB28			1,057,374	-	1,079,585	(15,404)	-1.0	1,064,181	1,064,181
BB29			-	-	-	-	0.0	-	0.000
BB30			75,456	-	77,004	(1,292)	-2.0	75,712	75,712
BB31			-	-	-	-	0.0	-	0.000
BB32			1,641,024	-	1,675,497	(24,069)	-1.0	1,651,428	1,651,428
BB33			-	-	-	-	0.0	-	0.000
BB34			4,567,428	-	4,663,312	(66,718)	-1.0	4,596,594	4,596,594
BB35			42	-	44	(1)	-2.0	43	0.043
BB36			1,134,257	-	1,207,096	(17,263)	-1.0	1,189,833	1,189,833
BB37			2,039,551	-	2,163,974	(30,922)	-1.0	2,133,052	2,133,052
BB38			110,211	-	118,003	(1,695)	-1.0	116,308	116,308
BB39			5,630,275	-	5,767,219	(80,253)	-1.0	5,680,966	5,680,966
BB40			787,883	-	854,055	(12,201)	-1.0	841,854	841,854
BB41			609,342	-	660,513	(9,431)	-1.0	651,082	651,082
BB42			110,130	-	119,378	(1,716)	-1.0	117,662	117,662
BB43			2,207,282	-	2,392,692	(34,193)	-1.0	2,358,499	2,358,499
BB44			2,735,594	-	3,030,325	(40,298)	-1.0	2,989,027	2,989,027
BB45			847,865	-	919,076	(13,132)	-1.0	905,944	905,944
BB46			8,404,239	-	9,097,739	(130,001)	-1.0	8,967,738	8,967,738
BB47			233,068	-	252,656	(3,604)	-1.0	249,052	249,052
BB48			2,124	-	2,124	-	0.0	2,124	2,124
BB49			1,428,985	-	1,546,015	(22,131)	-1.0	1,523,884	1,523,884
BB50			6,623,047	-	7,179,388	(102,585)	-1.0	7,076,803	7,076,803
BB51			1,887,302	-	2,025,614	(28,929)	-1.0	1,996,685	1,996,685
BB52			570,515	-	618,438	(8,848)	-1.0	609,590	609,590
BB53			595,993	-	641,907	(9,170)	-1.0	632,737	632,737
BB54			2,085	-	2,223	-	0.0	2,223	2,223
BB55			15,811	-	16,644	-	0.0	16,644	16,644
BB56			10,800,770	-	11,708,030	(167,305)	-1.0	11,540,725	11,540,725
BB57			745,882	-	808,536	(11,553)	-1.0	796,983	796,983
BB58			519,443	-	563,081	(8,044)	-1.0	555,037	555,037
BB59			917	-	917	-	0.0	917	917
BB60			1,858,636	-	1,994,699	(28,501)	-1.0	1,966,198	1,966,198
BB61			-	-	-	-	0.0	-	0.000
BB62			-	-	-	-	0.0	-	0.000
BB63			15,484	-	16,425	(240)	-1.0	16,185	16,185
BB64			-	-	-	-	0.0	-	0.000
BB65			-	-	-	-	0.0	-	0.000
BB66			-	-	-	-	0.0	-	0.000
BB67			-	-	-	-	0.0	-	0.000
BB68			906,156	-	982,280	(14,032)	-1.0	968,248	968,248
BB69			1,200,615	-	1,301,466	(18,595)	-1.0	1,282,871	1,282,871
BB70			8,309,788	-	8,484,294	(121,228)	-1.0	8,363,066	8,363,066
BB71			1,032,503	-	1,119,231	(15,998)	-1.0	1,103,233	1,103,233
BB72			525,571	-	569,718	(8,130)	-1.0	561,588	561,588
BB73			172,453	-	186,932	(2,667)	-1.0	184,265	184,265
BB74			289,743	-	314,084	(4,499)	-1.0	309,595	309,595
BB75			486,975	-	527,883	(7,545)	-1.0	520,338	520,338
BB76			257,785	-	279,449	(3,982)	-1.0	275,467	275,467
BB77			8,872	-	9,618	(167)	-2.0	9,451	9,451
BB78			851,690	-	923,238	(13,182)	-1.0	910,056	910,056
BB79			13,808	-	14,805	-	0.0	14,805	14,805
BB80			23,486	-	25,473	(346)	-1.0	25,127	25,127
BB81			44,849	-	48,612	(743)	-2.0	47,869	47,869
BB82			74,374	-	80,657	(1,113)	-1.0	79,544	79,544
BB83			15,963	-	17,243	-	0.0	17,243	17,243
BB84			8,863,737	-	9,301,095	(4,499)	-2.0	9,090,695	9,090,695
BB85			276,681	-	299,923	(4,283)	-1.0	295,640	295,640
BB86			54,880	-	59,486	(801)	-1.0	58,685	58,685
BB87			39,808	-	43,156	(702)	-2.0	42,454	42,454
BB88			3,982	-	4,195	(23)	-1.0	4,172	4,172
B1			51,561,910	-	52,082,733	(1,270,054)	-2.499	50,812,679	50,812,679
B2			-	-	34,073,217	-	0	34,073,217	34,073,217
B3			-	-	13,559,053	-	0	13,559,053	13,559,053
Zone Total			549,107,656	6,463,007	625,774,668	(13,365,829)	-	612,408,839	612,408,823

Mar-2013									
Zone	Date	KWH from NYISO	Total Unaccounted Load per Subzone						
3	Mar-13	403,007,624	11,568,871						
Lse/Muni	PTID	NAME	CSS Load	Load Mod	Total-load mod w/losses	Unaccounted	Percent	Total - load mod w/losses + unaccounted	Mwh to NYISO
CC1			175,300,515	35,106.632	151,895,198	12,105,923	7.0	164,001,121	164,001,128
CC2			4,557,197	-	4,939,999	(70,603)	-1.0	4,869,396	4,869,396
CC3			6,202	-	6,943	(38,522)	-1.0	6,943	6,943
CC4			2,486,942	-	2,695,293	(444,726)	-1.0	2,695,293	2,695,293
CC5			29,333,375	-	31,120,408	(167,957)	-1.0	30,675,682	30,675,682
CC6			10,929,849	-	11,753,759	(15,086)	-1.0	11,585,802	11,585,802
CC7			973,380	-	1,055,144	(3,167)	-1.0	1,040,058	1,040,058
CC8			206,264	-	223,590	(5,200)	-1.0	220,403	220,403
CC9			335,318	-	363,490	(26,679)	-1.0	358,290	358,290
CC10			1,727,409	-	1,868,676	(9,244)	-1.0	1,841,997	1,841,997
CC11			2,209,427	-	2,395,011	(24,826)	-1.0	2,360,788	2,360,788
CC12			601,669	-	647,524	(3,561)	-1.0	638,280	638,280
CC13			228,555	-	247,748	(1,000)	-1.0	244,187	244,187
CC14			-	-	-	-	0.0	-	0.000
CC15			4,389,313	-	4,755,152	(67,957)	-1.0	4,687,195	4,687,195
CC16			53,930	-	58,448	(816)	-1.0	57,632	57,632
CC17			24,162,216	-	25,553,749	(365,171)	-1.0	25,188,578	25,188,578
CC18			7,734,669	-	8,338,601	(119,168)	-1.0	8,220,433	8,220,433
CC19			1,593,107	-	1,668,733	(24,826)	-1.0	1,698,567	1,698,567
CC20			1,874,336	-	2,031,771	(29,035)	-1.0	2,002,736	2,002,736
CC21			13,283	-	14,396	-	0.0	14,396	14,396
CC22			4,085,121	-	4,321,236	(61,755)	-1.0	4,259,481	4,259,481
CC23			7,196,975	-	7,542,502	(107,787)	-1.0	7,434,715	7,434,715
CC24			1,539,087	-	1,668,733	(23,807)	-1.0	1,642,926	1,642,926
CC25			5,812,395	-	6,298,604	(90,003)	-1.0	6,208,601	6,208,601
CC26			6,284,107	-	6,717,263	(95,997)	-1.0	6,621,266	6,621,266
CC27			-	-	-	-	0.0	-	0.000
CC28			82,752	-	84,476	(1,015)	-1.0	83,461	83,461
CC29			193,219	-	197,269	(2,798)	-1.0	194,471	194,471
CC30			6,592,393	-	7,016,176	(100,272)	-1.0	6,915,904	6,915,904
CC31			7,367	-	8,110	-	0.0	8,110	8,110
CC32			6,336	-	6,882	-	0.0	6,882	6,882
CC33			236,797	-	256,688	(3,689)	-1.0	252,999	252,999
CC34			672,370	-	723,955	(110,161)	-1.0	718,539	718,539
CC35			173,035	-	176,670	(2,522)	-1.0	174,148	174,148
CC36			181,687	-	194,999	(2,782)	-1.0	192,217	192,217
CC37			82,719	-	89,664	(1,259)	-1.0	88,405	88,405
CC38			2,223,578	-	2,410,359	(34,445)	-1.0	2,375,914	2,375,914
CC39			3,387,038	-	4,214,161	(60,222)	-1.0	4,153,939	4,153,939
CC40			763,832	-	827,785	(11,828)	-1.0	815,957	815,957
CC41			5,095,490	-	5,507,295	(78,701)	-1.0	5,428,594	5,428,594
CC42			193,547	-	209,799	(3,006)	-1.0	206,793	206,793
CC43			17,895	-	19,360	(343)	-2.0	19,017	19,017
CC44			-	-	-	-	0.0	-	0.000
CC45			1,222,193	-	1,324,067	(18,924)	-1.0	1,305,143	1,305,143
CC46			5,879,384	-	6,373,250	(91,084)	-1.0	6,282,166	6,282,166
CC47			64,231	-	69,617	(942)	-1.0	68,675	68,675
CC48			325,872	-	353,238	(5,060)	-1.0	348,178	348,178
CC49			118,308	-	125,244	(1,824)	-1.0	126,420	126,420
CC50			17,424,297	-	18,886,978	(269,895)	-1.0	18,617,083	18,617,083
CC51			655,618	-	710,685	(10,167)	-1.0	700,518	700,518
CC52			202,055	-	219,016	(3,144)	-1.0	215,872	215,872
CC53			138,097	-	149,706	(2,158)	-1.0	147,548	147,548
CC54			844,943	-	915,926	(13,098)	-1.0	902,828	902,828
CC55			-	-	-	-	0.0	-	0.000
CC56			-	-	-	-	0.0	-	0.000
CC57			-	-	-	-	0.0	-	0.000
CC58			-	-	-	-	0.0	-	0.000
CC59			837	-	856	-	0.0	856	856
CC60			1,254	-	1,334	-	0.0	1,334	1,334
CC61			-	-	-	-	0.0	-	0.000
CC62			-	-	-	-	0.0	-	0.000
CC63			37	-	39	-	0.0	39	0.039
CC64			231	-	245	(4)	-2.0	241	0.241
CC65			-	-	-	-	0.0	-	0.000
CC66			75	-	79	-	0.0	79	0.079
CC67			222	-	235	(1)	0.0	234	0.234
CC68			825	-	875	(13)	-2.0	862	0.862
CC69			9,926	-	10,726	(231)	-2.0	10,495	10,495
CC70			-	-	-	-	0.0	-	0.000
CC71			1,266	-	1,359	-	0.0	1,359	1,359
CC72			73,877	-	75,357	(1,090)	-1.0	74,267	74,267
CC73			-	-	-	-	0.0	-	0.000
CC74			2,083	-	2,117	(31)	-1.0	2,086	2,086
CC75			42	-	44	-	0.0	44	0.044
CC76			1,497	-	1,531	(30)	-2.0	1,501	1,501
CC77			167	-	171	(4)	-2.0	167	0.167
CC78			21	-	21	-	0.0	21	0.021
CC79			5,869	-	5,869	(92)	-2.0	5,776	5,776
CC80			730	-	764	(8)	-1.0	756	0.756
CC81			-	-	-	-	0.0	-	0.000
CC82			29	-	30	-	0.0	30	0.030
CC83			-	-	-	-	0.0	-	0.000
CC84			57	-	60	-	0.0	60	0.060
CC85			2	-	2	-	0.0	2	0.002
CC86			4	-	4	-	0.0	4	0.004
CC87			2	-	2	-	0.0	2	0.002
CC88			1	-	1	-	0.0	1	0.001
CC89			2	-	2	-	0.0	2	0.002
CC90			102	-	110	(2)	-2.0	108	0.108
CC91			-	-	-	-	0.0	-	0.000
CC92			910,799	-	987,306	(14,115)	-1.0	973,191	973,191
CC93			681,432	-	738,677	(10,596)	-1.0	728,111	728,111
CC94			1,051,093	-	1,140,027	(16,274)	-1.0	1,123,753	1,123,753
CC95			781,572	-	847,216	(12,113)	-1.0	835,103	835,103
CC96			154,697	-	167,700	(2,404)	-1.0	165,296	165,296
CC97			77,232	-	83,720	(1,221)	-1.0	82,499	82,499
CC98			148,691	-	161,184	(2,270)	-1.0	158,914	158,914
CC99			49,941	-	50,557	(799)	-2.0	49,759	49,759
CC100			585,899	-	634,696	(9,070)	-1.0	625,626	625,626
CC101			2,676	-	2,684	-	0.0	2,684	2,684
CC102			28,490	-	30,894	(560)	-2.0	30,334	30,334
CC103			25,918	-	28,138	(465)	-2.0	27,673	27,673
CC104			181,899	-	196,964	(2,841)	-1.0	194,123	194,123
CC105			66,930	-	71,051	(987)	-1.0	70,064	70,064
CC106			726	-	726	-	0.0	726	0.726
CC107			13,985,634	-	14,573,316	1,446,647	9.0	16,019,963	16,019,963
CC108			259,070	-	280,837	(4,026)	-1.0	276,811	276,811
CC109			21,116	-	22,922	(236)	-1.0	22,686	22,686
CC110			20,192	-	21,885	(299)	-1.0	21,586	21,586
CC111			6,527,553	-	6,593,480	633,857	9.0	7,227,337	7,227,337
C1			-	-	-	-	0.0	-	-
C2			-	-	-	-	0.0	-	-
C3			-	-	-	-	0.0	-	-
C4			666,252	-	697,500	65,555	9.0	763,055	763,055
C5			-	-	-	-	0.0	-	-
C6			-	-	-	-	0.0	-	-
C7			-	-	-	-	0.0	-	-
C8			7,004,899	-	7,151,990	(102,196)	-1.45	7,049,794	7,049,794
C9			338,039	-	353,695	33,764	9.0	387,459	387,459
Zone Total			374,603,135	35,106.632	391,438,753	11,568,864		403,007,617	403,007,624

Mar-2013									
Zone	Date	KWH from NYISO	Total Unaccounted Load per Subzone						
4	Mar-13	897,429,588	(14,758,175)						
Lse/Muni	PTID	NAME	CSS Load	Load Mod	Total-load mod w/losses	Unaccounted	Percent	Total - load mod w/losses + unaccounted	Mwh to NYISO
DD1			394,359,477	59,622,363	363,095,884	(7,153,334)	-2.0	355,942,550	355,942,540
DD2			8,592,968	-	9,314,777	(133,121)	-1.0	9,181,656	9,181,656
DD3			98,252	-	106,475	(1,642)	-2.0	104,833	104,833
DD4			4,781,023	-	5,182,631	(74,058)	-1.0	5,108,573	5,108,573
DD5			102,410,813	-	107,990,377	(1,543,182)	-1.0	106,447,195	106,447,195
DD6			25,599,583	-	27,071,485	(386,836)	-1.0	26,684,649	26,684,649
DD7			3,648,618	-	3,942,251	(56,314)	-1.0	3,885,937	3,885,937
DD8			1,596,740	-	1,696,957	(24,246)	-1.0	1,672,711	1,672,711
DD9			2,023,211	-	2,170,567	(31,022)	-1.0	2,139,545	2,139,545
DD10			4,367,136	-	4,733,696	(67,649)	-1.0	4,666,047	4,666,047
DD11			2,781,989	-	3,015,667	(43,088)	-1.0	2,972,579	2,972,579
DD12			673,902	-	730,510	(10,438)	-1.0	720,072	720,072
DD13			8,144,305	-	8,315,338	(100,195)	-1.0	8,215,143	8,215,143
DD14			689,915	-	744,177	(10,614)	-1.0	733,563	733,563
DD15			97,516	-	105,711	(1,592)	-2.0	104,119	104,119
DD16			526,324	-	564,045	(8,060)	-1.0	555,985	555,985
DD17			41,931,471	-	44,187,708	(631,446)	-1.0	43,556,262	43,556,262
DD18			33,249,867	-	35,472,225	(506,889)	-1.0	34,965,336	34,965,336
DD19			17,547,982	-	18,321,276	(261,900)	-1.0	18,059,476	18,059,476
DD20			10,834,842	-	11,667,269	(166,722)	-1.0	11,500,547	11,500,547
DD21			68,947	-	63,888	(781)	-1.0	63,107	63,107
DD22			3,668,021	-	3,841,877	(54,888)	-1.0	3,786,989	3,786,989
DD23			23,504,995	-	24,641,652	(352,129)	-1.0	24,289,523	24,289,523
DD24			1,216,999	-	1,318,787	(118,844)	-1.0	1,299,943	1,299,943
DD25			11,664,237	-	12,632,456	(180,519)	-1.0	12,451,937	12,451,937
DD26			23,847,466	-	25,695,745	(367,185)	-1.0	25,328,560	25,328,560
DD27			34,940	-	35,679	(520)	-1.0	35,159	35,159
DD28			28,958,469	-	30,249,612	(432,264)	-1.0	29,817,348	29,817,348
DD29			2,365,667	-	2,498,132	(35,702)	-1.0	2,462,430	2,462,430
DD30			1,252,672	-	1,311,762	(18,742)	-1.0	1,293,020	1,293,020
DD31			73,585	-	79,753	(1,088)	-1.0	78,665	78,665
DD32			583,263	-	632,256	(9,044)	-1.0	623,212	623,212
DD33			1,626,748	-	1,763,407	(25,194)	-1.0	1,738,213	1,738,213
DD34			1,693,866	-	1,806,251	(25,813)	-1.0	1,780,438	1,780,438
DD35			175,726	-	190,482	(2,721)	-1.0	187,761	187,761
DD36			9,822,257	-	10,647,202	(152,151)	-1.0	10,495,051	10,495,051
DD37			6,766,015	-	7,285,777	(104,113)	-1.0	7,181,664	7,181,664
DD38			1,703,396	-	1,846,484	(26,394)	-1.0	1,820,090	1,820,090
DD39			9,394,128	-	10,114,364	(148,532)	-1.0	9,965,832	9,965,832
DD40			606,396	-	619,123	(8,853)	-1.0	610,270	610,270
DD41			967,139	-	987,452	(14,109)	-1.0	973,343	973,343
DD42			368,354	-	399,296	(5,703)	-1.0	393,593	393,593
DD43			1,304	-	1,304	0.0	0.0	1,304	1,304
DD44			3,582,330	-	3,883,135	(55,501)	-1.0	3,827,634	3,827,634
DD45			7,112,619	-	7,710,084	(110,179)	-1.0	7,599,905	7,599,905
DD46			880,074	-	953,997	(13,630)	-1.0	940,367	940,367
DD47			2,130,616	-	2,309,057	(32,996)	-1.0	2,276,061	2,276,061
DD48			346,236	-	375,323	(5,359)	-1.0	369,964	369,964
DD49			39,275,190	-	42,575,056	(608,371)	-1.0	41,966,685	41,966,685
DD50			215,508	-	220,049	(3,056)	-1.0	216,993	216,993
DD51			1,109,125	-	1,202,289	(17,184)	-1.0	1,185,105	1,185,105
DD52			374,980	-	406,489	(5,810)	-1.0	400,679	400,679
DD53			110,432	-	119,701	(1,711)	-1.0	117,990	117,990
DD54			3,589,159	-	3,764,099	(53,792)	-1.0	3,710,307	3,710,307
DD55			12,034	-	12,323	(262)	-2.0	12,061	12,061
DD56			-	-	-	0.0	0.0	-	0.000
DD57			722	-	750	-	0.0	750	0.750
DD58			-	-	-	0.0	0.0	-	0.000
DD59			9	-	9	-	0.0	9	0.009
DD60			-	-	-	0.0	0.0	-	0.000
DD61			8,502	-	8,668	(89)	-1.0	8,579	8,579
DD62			-	-	-	0.0	0.0	-	0.000
DD63			36	-	36	-	0.0	36	0.036
DD64			-	-	-	0.0	0.0	-	0.000
DD65			64,097	-	65,436	(918)	-1.0	64,518	64,518
DD66			1,682,707	-	1,824,064	(26,072)	-1.0	1,797,992	1,797,992
DD67			1,284,012	-	1,310,990	(18,743)	-1.0	1,292,247	1,292,247
DD68			2,184,827	-	2,368,360	(33,847)	-1.0	2,334,513	2,334,513
DD69			2,352,917	-	2,402,328	(34,178)	-1.0	2,368,150	2,368,150
DD70			1,656,048	-	1,793,779	(25,621)	-1.0	1,768,158	1,768,158
DD71			1,628,342	-	1,764,663	(25,220)	-1.0	1,739,443	1,739,443
DD72			402,436	-	436,230	(6,239)	-1.0	429,991	429,991
DD73			1,548,905	-	1,678,905	(23,993)	-1.0	1,654,912	1,654,912
DD74			486,145	-	526,974	(7,535)	-1.0	519,439	519,439
DD75			170,195	-	184,490	(2,645)	-1.0	181,845	181,845
DD76			250,368	-	255,584	(3,656)	-1.0	251,928	251,928
DD77			170,712	-	174,303	(2,488)	-1.0	171,815	171,815
DD78			203,256	-	207,577	(2,825)	-1.0	204,752	204,752
DD79			3,011,093	-	3,262,959	(46,633)	-1.0	3,216,326	3,216,326
DD80			14,327	-	15,508	0.0	0.0	15,508	15,508
DD81			93,508	-	101,361	(1,462)	-1.0	99,899	99,899
DD82			51,853	-	56,208	(743)	-1.0	55,465	55,465
DD83			2,514	-	2,713	-	0.0	2,713	2,713
DD84			34,714,833	-	35,808,180	(361,065)	-1.0	35,448,115	35,448,115
DD85			434,418	-	470,914	(6,729)	-1.0	464,185	464,185
DD86			290,301	-	314,683	(4,492)	-1.0	310,191	310,191
DD87			25,103	-	27,229	(349)	-1.0	26,880	26,880
DD88			1,711	-	1,857	-	0.0	1,857	1,857
D1			-	-	2,680,035	0	0	2,680,035	2,680
D2			-	-	2,248,181	0	0	2,248,181	2,248
D3			-	-	-	0	0	-	0
D4			-	-	-	0	0	-	0
D5			181,529	-	190,072	(1,471)	-0.78	188,601	189
D6			542,480	-	547,967	(7,822)	-1.0	540,145	540,145
D7			203,054	-	205,101	(2,944)	-1.0	202,157	202,157
D8			622,953	-	629,280	(8,998)	-1.0	620,282	620,282
Zone Total			907,261,440	59,622,363	912,187,763	(14,758,165)		897,429,598	897,429,588



Mar-2013									
Zone	Date	KWH from NYISO	Total Unaccounted Load per Subzone						
29	Mar-13	172,274.635	(11,454.976)						
Lse/Muni	PTID	NAME	CSS Load	Load Mod	Total-load mod w/losses	Unaccounted	Percent	Total - load mod w/losses + unaccounted	Mwh to NYISO
EE1			78,629,956	217,531	84,865,650	(9,496,571)	-13.0	75,369,079	75,369,072
EE2			1,695,189	-	1,837,573	(26,258)	-1.0	1,811,315	1,811,315
EE3			3,409	-	3,543	(134)	-3.9	3,409	3,543
EE4			875,301	-	948,822	(73,521)	-8.4	801,780	935,267
EE5			5,056,965	-	5,414,836	(357,871)	-7.1	4,699,094	5,337,466
EE6			5,064,827	-	5,451,989	(387,162)	-7.6	4,677,665	5,374,096
EE7			392,753	-	425,742	(32,989)	-7.7	359,753	419,646
EE8			410,390	-	443,726	(33,336)	-8.1	377,054	437,401
EE9			2,480,861	-	2,678,893	(198,032)	-7.9	2,282,829	2,640,612
EE10			654,602	-	702,062	(47,460)	-7.3	607,142	692,043
EE11			886,778	-	960,768	(73,990)	-8.3	812,788	947,034
EE12			14,893	-	16,149	(1,256)	-7.8	13,637	16,149
EE13			1,508,131	-	1,602,403	(94,272)	-6.3	1,413,859	1,579,498
EE14			183,971	-	197,836	(13,865)	-7.5	170,106	195,022
EE15			175,711	-	190,491	(14,780)	-8.4	160,931	187,755
EE16			290,060	-	314,421	(24,361)	-8.4	265,699	309,921
EE17			314,836	-	341,274	(26,438)	-8.4	288,398	336,378
EE18			23,489	-	25,473	(1,984)	-8.5	21,505	23,120
EE19			1,109	-	1,109	0	0.0	1,109	1,109
EE20			3,100,783	-	3,420,746	(319,963)	-10.3	2,780,820	3,371,859
EE21			6,846,526	-	7,211,267	(364,741)	-5.3	6,481,785	7,108,210
EE22			1,168,569	-	1,208,998	(40,429)	-3.4	1,128,140	1,191,718
EE23			1,443,472	-	1,564,721	(121,249)	-8.4	1,321,923	1,542,361
EE24			9,091	-	9,864	(773)	-8.5	8,318	9,864
EE25			2,485,451	-	2,637,050	(151,599)	-6.1	2,333,852	2,599,368
EE26			4,329,971	-	4,498,314	(168,343)	-3.9	4,161,628	4,434,018
EE27			3,530,778	-	3,799,660	(268,882)	-7.6	3,262,896	3,745,358
EE28			2,950,920	-	3,192,677	(241,757)	-8.2	2,709,163	3,147,057
EE29			1,304,590	-	1,408,020	(103,430)	-7.9	1,205,760	1,387,889
EE30			5,314,338	-	5,314,338	0	0.0	5,314,338	4,801,807
EE31			786,203	-	786,203	0	0.0	786,203	711,264
EE32			86,047	-	86,699	(652)	-0.7	85,445	85,349
EE33			-	-	-	0	0.0	-	0,000
EE34			2,902,860	-	3,068,352	(165,492)	-5.7	2,737,368	3,024,521
EE35			2,853,007	-	3,091,768	(238,761)	-8.3	2,614,246	3,047,588
EE36			486,777	-	527,657	(40,880)	-7.8	445,897	520,110
EE37			44,755	-	48,502	(3,747)	-8.4	41,008	47,754
EE38			825,784	-	894,980	(69,196)	-8.3	756,588	882,185
EE39			1,342,322	-	1,455,616	(113,294)	-8.1	1,229,028	1,434,816
EE40			341,287	-	369,952	(28,665)	-8.2	312,622	364,663
EE41			2,521,659	-	2,733,363	(211,704)	-8.4	2,309,955	2,694,326
EE42			93,640	-	101,500	(7,860)	-8.4	85,640	100,037
EE43			1,361	-	1,361	0	0.0	1,361	1,361
EE44			27,212	-	28,790	(1,578)	-5.6	25,634	28,299
EE45			721,213	-	781,454	(60,241)	-8.3	660,972	770,286
EE46			3,246,672	-	3,519,393	(272,721)	-8.4	2,973,951	3,469,103
EE47			35,332	-	38,273	(2,941)	-8.3	32,391	37,530
EE48			149,715	-	162,299	(12,584)	-8.4	137,131	159,967
EE49			67,422	-	74,761	(7,339)	-10.9	60,083	67,400
EE50			3,422,198	-	3,709,674	(287,476)	-8.4	3,134,722	3,656,662
EE51			297,423	-	322,396	(24,973)	-8.4	272,450	317,783
EE52			11,877	-	12,867	(990)	-8.4	10,887	12,867
EE53			213,781	-	231,744	(17,963)	-8.4	195,821	228,434
EE54			768,289	-	832,132	(63,843)	-8.4	704,446	820,231
EE55			-	-	-	0	0.0	-	0,000
EE56			-	-	-	0	0.0	-	0,000
EE57			-	-	-	0	0.0	-	0,000
EE58			950,885	-	1,008,664	(57,779)	-6.1	893,106	994,243
EE59			304,448	-	330,018	(25,570)	-7.7	278,448	325,295
EE60			275,395	-	298,516	(23,121)	-8.4	252,274	294,243
EE61			469,756	-	509,250	(39,494)	-8.4	430,262	501,973
EE62			44,445	-	48,165	(3,720)	-8.4	40,725	47,418
EE63			8,270	-	9,019	(749)	-9.1	7,521	9,019
EE64			88,830	-	96,279	(7,449)	-8.4	81,381	94,914
EE65			8,508	-	9,294	(786)	-9.2	7,722	9,294
EE66			24,225	-	26,274	(2,049)	-8.5	22,176	25,874
EE67			619,604	-	663,386	(43,782)	-7.1	575,822	653,899
EE68			89,947	-	97,490	(7,543)	-8.4	82,404	96,152
EE69			3,959	-	3,959	0	0.0	3,959	3,959
EE70			51,965	-	56,309	(4,344)	-8.4	47,621	55,540
EE71			694,552	-	727,183	(32,631)	-4.7	661,921	716,780
EE72			39,833	-	43,205	(3,372)	-8.4	36,461	42,462
EE73			2,713,615	-	2,841,981	(128,366)	-4.7	2,585,249	2,968,351
EE74			116,488	-	126,275	(9,787)	-8.4	106,691	124,458
EE75			21,842	-	23,690	(1,848)	-8.4	19,994	23,418
EE76			84,154	-	91,222	(7,068)	-8.4	77,086	89,925
EE77			23,937	-	25,951	(2,014)	-8.4	21,923	25,596
E1			-	-	8,781,848	-	0.0	8,781,848	8,781,848
E2			-	-	4,323,543	-	0.0	4,323,543	4,324
Zone Total			159,137,704	217,531	183,729,611	(11,454,969)	-6.2	172,274,642	172,274,635

Mar-2013									
Zone	Date	KWH from NYISO	Total Unaccounted Load per Subzone						
31	Mar-13	67,060,201	2,855,614						
Lse/Muni	PTID	NAME	CS Load	Load Mod	Total-load mod w/losses	Unaccounted	Percent	Total - load mod w/losses + unaccounted	Mwh to NYISO
FF1			19,562,577	1,335,505	19,793,275	1,164,516	6.0	20,957,791	20,957,808
FF2			650,148	-	704,758	(10,090)	-1.0	694,668	694,668
FF3			444,589	-	481,938	(6,892)	-1.0	475,046	475,046
FF4			972,811	-	1,054,532	(15,074)	-1.0	1,039,458	1,039,458
FF5			364,272	-	394,882	(5,633)	-1.0	389,249	389,249
FF6			84,004	-	91,032	(1,317)	-1.0	89,715	89,715
FF7			41,041	-	44,462	(629)	-1.0	43,833	43,833
FF8			27,150	-	29,485	(544)	-2.0	28,941	28,941
FF9			116,794	-	126,603	(1,781)	-1.0	124,822	124,822
FF10			67,931	-	62,781	(875)	-1.0	61,906	61,906
FF11			165,597	-	179,500	(2,635)	-1.0	176,865	176,865
FF12			13,180	-	14,331	-	0.0	14,331	14,331
FF13			1,105,727	-	1,191,785	(17,030)	-1.0	1,174,755	1,174,755
FF14			7,484	-	8,179	-	0.0	8,179	8,179
FF15			652,772	-	698,535	(9,984)	-1.0	688,551	688,551
FF16			410,835	-	445,345	(6,373)	-1.0	438,972	438,972
FF17			2,667	-	2,667	-	0.0	2,667	2,667
FF18			116,379	-	126,151	(1,805)	-1.0	124,346	124,346
FF19			1,225	-	1,225	-	0.0	1,225	1,225
FF20			164,154	-	177,938	(2,524)	-1.0	175,414	175,414
FF21			22,569	-	24,479	(330)	-1.0	24,149	24,149
FF22			1,399,531	-	1,516,903	(21,662)	-1.0	1,495,241	1,495,241
FF23			159,634	-	173,050	(2,542)	-1.0	170,508	170,508
FF24			2,311,236	-	2,452,229	(35,035)	-1.0	2,417,194	2,417,194
FF25			35,164	-	38,082	(743)	-2.0	37,339	37,339
FF26			194,788	-	211,132	(3,030)	-1.0	208,102	208,102
FF27			1,493,044	-	1,585,073	(22,647)	-1.0	1,562,426	1,562,426
FF28			16,313	-	17,701	(28)	0.0	17,673	17,673
FF29			263,922	-	286,098	(4,095)	-1.0	282,003	282,003
FF30			313,833	-	340,211	(4,943)	-1.0	335,268	335,268
FF31			97,595	-	105,790	(1,531)	-1.0	104,259	104,259
FF32			89,853	-	97,388	(1,443)	-2.0	95,945	95,945
FF33			30,235	-	32,787	(621)	-2.0	32,166	32,166
FF34			194,981	-	211,361	(2,994)	-1.0	208,367	208,367
FF35			143,945	-	156,041	(2,236)	-1.0	153,805	153,805
FF36			5,811	-	6,491	-	0.0	6,491	6,491
FF37			8,199	-	8,942	-	0.0	8,942	8,942
FF38			1,078,316	-	1,168,882	(16,694)	-1.0	1,152,188	1,152,188
FF39			8,002	-	8,749	-	0.0	8,749	8,749
FF40			72,943	-	79,046	(1,083)	-1.0	77,963	77,963
FF41			33,601	-	34,277	(601)	-2.0	33,676	33,676
FF42			-	-	-	-	0.0	0.000	0.000
FF43			-	-	-	-	0.0	0.000	0.000
FF44			20,496	-	22,232	(475)	-2.0	21,757	21,757
FF45			27,306	-	28,574	(503)	-2.0	28,071	28,071
FF46			-	-	-	-	0.0	0.000	0.000
FF47			52	-	55	-	0.0	55	0.055
FF48			221,153	-	239,723	(3,426)	-1.0	236,297	236,297
FF49			145,782	-	148,865	(2,198)	-1.0	146,667	146,667
FF50			74,334	-	80,575	(1,129)	-1.0	79,446	79,446
FF51			191,824	-	207,289	(2,901)	-1.0	204,388	204,388
FF52			120,779	-	130,913	(1,882)	-1.0	129,031	129,031
FF53			7,399	-	8,142	-	0.0	8,142	8,142
FF54			34,904	-	37,811	(741)	-1.999	37,070	37,070
FF55			18,054	-	19,571	(1)	-0.005	19,570	19,570
FF56			51,671	-	56,017	(745)	-1.348	55,272	55,272
FF57			5,482	-	6,073	-	0.0	6,073	6,073
FF58			501,169	-	526,873	33,930	6.0503	560,803	560,803
FF59			154,216	-	167,167	10,825	6.0817	177,992	177,992
FF60			55,702	-	60,366	(863)	-1.45	59,503	59,503
FF61			25,769	-	27,880	(501)	-1.83	27,379	27,379
FF62			1,763	-	1,763	-	0.0	1,763	1,763
FF63			328	-	328	-	0.0	328	0.328
F1			27,809,056	-	28,250,254	1,867,135	6.1995	30,117,389	30,117,389
		Zone Total	62,402,061	1,335,505	64,204,587	2,855,597		67,060,184	67,060,201
		Grand Total	2,993,632,464	102,753,778	3,231,706,803	(32,760,711)		3,198,946,092	3,198,946,086

Apr-2013										
Zone	Date	KWH from NYISO		Total Unaccounted Load per Subzone						
1	Apr-13	934,811,260.000		-6,574,430						
Lse/Muni	PTID	NAME	CSS Load	Load Mod	Total-load mod w/losses	Unaccounted	Percent	Total -load mod w/losses + unaccounted	Mwh to NYISO	
AA1			218,167,954	9.779	235,202,872	-2,230,726	-1.0	232,972,146	232,972,127	
AA2			2,423,452	0	2,627,026	-24,108	-1.0	2,602,918	2,602,918	
AA3			1,876,099	0	2,033,690	-18,651	-1.0	2,015,039	2,015,039	
AA4			34,575,945	0	36,801,973	-337,739	-1.0	36,464,234	36,464,234	
AA5			27,947,520	0	29,446,482	-270,230	-1.0	29,176,252	29,176,252	
AA6			2,112,213	0	2,287,852	-21,005	-1.0	2,266,847	2,266,847	
AA7			1,962	0	12,927	0	0.0	12,927	12,927	
AA8			7,101,487	0	7,663,208	-70,329	-1.0	7,592,879	7,592,879	
AA9			93,130	0	100,948	-906	-1.0	100,042	100,042	
AA10			3,183,432	0	3,444,103	-31,593	-1.0	3,412,510	3,412,510	
AA11			4,561,057	0	4,888,972	-44,867	-1.0	4,844,105	4,844,105	
AA12			16,079,528	0	17,059,011	-156,555	-1.0	16,902,456	16,902,456	
AA13			16,355,452	0	16,809,485	-154,260	-1.0	16,655,225	16,655,225	
AA14			3,593,635	0	3,762,537	-34,531	-1.0	3,728,006	3,728,006	
AA15			6,506,641	0	6,933,116	-63,632	-1.0	6,869,484	6,869,484	
AA16			3,256,594	0	3,461,558	-31,768	-1.0	3,429,790	3,429,790	
AA17			2,403,539	0	2,602,380	-23,873	-1.0	2,578,507	2,578,507	
AA18			3,768,519	0	4,060,336	-37,257	-1.0	4,023,079	4,023,079	
AA19			105,521	0	114,377	-1,028	-1.0	113,349	113,349	
AA20			6,050,748	0	6,365,964	-58,417	-1.0	6,307,547	6,307,547	
AA21			33,289,019	0	35,596,513	-326,682	-1.0	35,269,831	35,269,831	
AA22			12,162,539	0	12,988,060	-119,183	-1.0	12,868,877	12,868,877	
AA23			658,864	0	703,814	-6,469	-1.0	697,345	697,345	
AA24			3,647,385	0	3,723,972	-34,175	-1.0	3,689,797	3,689,797	
AA25			6,438,707	0	6,908,532	-63,406	-1.0	6,845,126	6,845,126	
AA26			97,006	0	105,160	-878	-1.0	104,282	104,282	
AA27			4,789,307	0	5,041,893	-46,269	-1.0	4,995,624	4,995,624	
AA28			13,325,077	0	14,039,734	-128,847	-1.0	13,910,887	13,910,887	
AA29			24,952,318	0	26,570,663	-243,834	-1.0	26,326,829	26,326,829	
AA30			6,718,867	0	7,279,279	-66,811	-1.0	7,212,468	7,212,468	
AA31			3,926,486	0	4,238,351	-38,883	-1.0	4,199,468	4,199,468	
AA32			182,935,822	0	182,935,822	-693,263	0.0	182,242,559	182,242,559	
AA33			72,406,106	0	72,406,106	-351,879	0.0	72,054,227	72,054,227	
AA34			369,304	0	386,668	-3,543	-1.0	383,125	383,125	
AA35			302,295	0	316,505	-2,924	-1.0	313,581	313,581	
AA36			1,102,062	0	1,153,873	-10,576	-1.0	1,143,297	1,143,297	
AA37			603,402	0	631,742	-5,795	-1.0	625,947	625,947	
AA38			759,816	0	796,488	-7,250	-1.0	789,238	789,238	
AA39			63,531	0	66,520	-516	-1.0	66,004	66,004	
AA40			746,244	0	781,314	-7,166	-1.0	774,148	774,148	
AA41			409,800	0	418,497	-3,848	-1.0	414,649	414,649	
AA42			1,441,383	0	1,529,614	-14,032	-1.0	1,515,582	1,515,582	
AA43			1,372,581	0	1,449,783	-3,918	0.0	1,445,865	1,445,865	
AA44			152,936	0	156,151	-1,482	-1.0	154,669	154,669	
AA45			871,262	0	924,401	-8,495	-1.0	915,906	915,906	
AA46			1,748,332	0	1,836,192	-16,856	-1.0	1,819,336	1,819,336	
AA47			797,286	0	837,545	-7,685	-1.0	829,860	829,860	
AA48			4,676	0	5,252	0	0.0	5,252	5,252	
AA49			13,143,710	0	14,193,471	-130,245	-1.0	14,063,226	14,063,226	
AA50			1,338,418	0	1,450,829	-13,303	-1.0	1,437,526	1,437,526	
AA51			178,388	0	183,380	-1,810	-1.0	181,570	181,570	
AA52			123,310	0	133,668	-1,296	-1.0	132,462	132,462	
AA53			3,550,626	0	3,848,553	-35,318	-1.0	3,813,235	3,813,235	
AA54			2,538,960	0	2,752,247	-25,248	-1.0	2,726,999	2,726,999	
AA55			519,975	0	563,164	-5,180	-1.0	557,984	557,984	
AA56			4,056,592	0	4,363,390	-40,048	-1.0	4,323,342	4,323,342	
AA57			261,306	0	283,249	-2,598	-1.0	280,651	280,651	
AA58			2,112,104	0	2,255,132	-20,702	-1.0	2,234,430	2,234,430	
AA59			16,580	0	17,957	0	0.0	17,957	17,957	
AA60			140,960	0	151,030	-1,331	-1.0	149,699	149,699	
AA61			280,603	0	301,312	-2,794	-1.0	298,518	298,518	
AA62			483,539	0	517,397	-4,741	-1.0	512,656	512,656	
AA63			925,612	0	999,440	-9,158	-1.0	990,282	990,282	
AA64			789,661	0	825,241	-7,582	-1.0	817,659	817,659	
AA65			1,668,904	0	1,809,088	-16,610	-1.0	1,792,478	1,792,478	
AA66			7,030,640	0	7,621,214	-69,939	-1.0	7,551,275	7,551,275	
AA67			347,445	0	376,637	-3,432	-1.0	373,205	373,205	
AA68			478,669	0	519,104	-4,751	-1.0	514,353	514,353	
AA69			141,638	0	153,176	-1,384	-1.0	151,792	151,792	
AA70			9,193,857	0	9,960,134	-91,459	-1.0	9,874,675	9,874,675	
AA71			90,957	0	95,224	-866	-1.0	94,358	94,358	
AA72			1,959,326	0	2,123,919	-19,492	-1.0	2,104,427	2,104,427	
AA73			174	0	174	0	0.0	174	174	
AA74			1,010,087	0	1,091,392	-10,030	-1.0	1,081,362	1,081,362	
AA75			1,519,607	0	1,645,620	-15,110	-1.0	1,630,510	1,630,510	
AA76			163,320	0	171,028	-1,464	-1.0	169,564	169,564	
AA77			790,379	0	856,761	-7,893	-1.0	848,868	848,868	
AA78			624,073	0	676,494	-6,207	-1.0	670,287	670,287	
AA79			47,827	0	48,544	-715	-1.0	47,829	47,829	
AA80			1,200,709	0	1,301,151	-11,953	-1.0	1,289,198	1,289,198	
AA81			25,124	0	27,233	-6	0.0	27,227	27,227	
AA82			8,621	0	9,368	0	0.0	9,368	9,368	
AA83			305,825	0	331,502	-3,035	-1.0	328,467	328,467	
AA84			161,591	0	175,154	-1,642	-1.0	173,512	173,512	
AA85			28,818	0	31,259	-206	-1.0	31,053	31,053	
AA86			7,182,009	0	7,735,986	-70,995	-1.0	7,664,991	7,664,991	
AA87			309,041	0	335,005	-3,063	-1.0	331,942	331,942	
AA88			655,866	0	700,703	-6,404	-1.0	694,299	694,299	
AA89			25,736	0	27,906	-38	0.0	27,868	27,868	
AA90			4,501,082	0	4,838,276	-44,403	-1.0	4,793,873	4,793,873	
AA91			8,812,927	0	9,222,921	-42,763	0.0	9,180,158	9,180,158	
AA92			336,542	0	364,822	-3,346	-1.0	361,476	361,476	
AA93			58,302	0	63,199	-720	-1.0	62,479	62,479	
AA94			79,712	0	86,414	-794	-1.0	85,620	85,620	
AA95			61,896	0	67,086	-721	-1.0	66,365	66,365	
AA96			68,919	0	74,628	-687	-1.0	73,941	73,941	
A1			2,328,145	0	2,393,996	-5,751	0.0	2,388,245	2,388,245	
A2			0	0	19,130,351	0	0.0	19,130,351	19,130,351	
A3			0	0	4,412,456	0	0.0	4,412,456	4,412,456	
A4			0	0	39,756,129	0	0.0	39,756,129	39,756,129	
A5			0	0	0	0	0.0	0	0	
A6			0	0	19,595,764	0	0.0	19,595,764	19,595,764	
A7			0	0	1,156,352	0	0.0	1,156,352	1,156,352	
A8			0	0	36,799	-1,158	-3.0	35,641	35,641	
Zone Total			817925153	9779	941,385,690	-6,574,411		934,811,279	934,811	

Apr-2013										
Zone	Date	KWH from NYISO		Total Unaccounted Load per Subzone						
2	Apr-13	547,124,176		-3,614,155						
Total - load mod w/losses + unaccounted	Total-load mod w/losses	Lse/Muni	NAME	CSS Load	Load Mod	Unaccounted	Percent	Mwh to NYISO		
BB1			200,005,967	6,926,718	208,025,763	-1,318,989	-1.0	206,706,774	206,706,773	
BB2			3,958,713	0	4,291,237	-39,386	-1.0	4,251,851	4,251,851	
BB3			322,910	0	343,751	-3,158	-1.0	340,593	340,593	
BB4			2,535,041	0	2,747,994	-25,233	-1.0	2,722,761	2,722,761	
BB5			43,185,021	0	46,235,307	-424,293	-1.0	45,811,014	45,811,014	
BB6			9,126,249	0	9,843,930	-90,335	-1.0	9,753,595	9,753,595	
BB7			1,109,598	0	1,202,477	-11,051	-1.0	1,191,426	1,191,426	
BB8			1,003	0	1,081	0	0.0	1,081	1,081	
BB9			1,107,761	0	1,197,218	-10,984	-1.0	1,186,234	1,186,234	
BB10			30,765	0	33,376	-121	0.0	33,255	33,255	
BB11			2,878,893	0	3,118,558	-28,627	-1.0	3,089,931	3,089,931	
BB12			2,892,070	0	3,127,729	-26,698	-1.0	3,099,031	3,099,031	
BB13			121,500	0	131,703	-1,232	-1.0	130,471	130,471	
BB14			40,203	0	43,567	-433	-1.0	43,134	43,134	
BB15			865,106	0	913,295	-8,377	-1.0	904,918	904,918	
BB16			24,886,122	0	26,533,921	-243,508	-1.0	26,290,413	26,290,413	
BB17			22,967,967	0	24,419,386	-224,082	-1.0	24,195,304	24,195,304	
BB18			7,849,224	0	8,102,005	-74,354	-1.0	8,027,651	8,027,651	
BB19			2,841,041	0	3,076,385	-28,229	-1.0	3,048,156	3,048,156	
BB20			8,295	0	9,022	0	0.0	9,022	9,022	
BB21			11,702,792	0	12,224,528	-112,190	-1.0	12,112,338	12,112,338	
BB22			20,232,773	0	21,304,282	-195,518	-1.0	21,108,764	21,108,764	
BB23			3,465,476	0	3,711,777	-34,059	-1.0	3,677,718	3,677,718	
BB24			4,469,241	0	4,840,888	-44,427	-1.0	4,796,461	4,796,461	
BB25			7,369,056	0	7,917,087	-72,647	-1.0	7,844,440	7,844,440	
BB26			1,026,600	0	1,048,148	-8,615	-1.0	1,038,533	1,038,533	
BB27			646,446	0	660,059	-6,052	-1.0	654,007	654,007	
BB28			0	0	0	0	0.0	0	0	
BB29			67,824	0	69,300	-726	-1.0	68,574	68,574	
BB30			293,100	0	299,328	-2,756	-1.0	296,572	296,572	
BB31			2,593,152	0	2,647,609	-24,295	-1.0	2,623,314	2,623,314	
BB32			0	0	0	0	0.0	0	0	
BB33			2,020,302	0	2,062,717	-18,902	-1.0	2,043,815	2,043,815	
BB34			0	0	0	0	0.0	0	0	
BB35			1,182,417	0	1,260,866	-11,550	-1.0	1,249,316	1,249,316	
BB36			1,631,734	0	1,731,277	-15,879	-1.0	1,715,398	1,715,398	
BB37			85,218	0	91,113	-791	-1.0	90,322	90,322	
BB38			1,554,618	0	1,685,206	-15,473	-1.0	1,669,733	1,669,733	
BB39			665,157	0	721,028	-6,610	-1.0	714,418	714,418	
BB40			456,770	0	495,132	-4,560	-1.0	490,572	490,572	
BB41			83,206	0	90,188	-817	-1.0	89,371	89,371	
BB42			2,335,592	0	2,531,783	-23,218	-1.0	2,508,565	2,508,565	
BB43			2,697,085	0	2,923,638	-26,838	-1.0	2,896,800	2,896,800	
BB44			677,156	0	734,046	-6,727	-1.0	727,319	727,319	
BB45			7,719,436	0	8,360,529	-76,728	-1.0	8,283,801	8,283,801	
BB46			194,390	0	210,710	-1,929	-1.0	208,781	208,781	
BB47			1,773	0	1,773	0	0.0	1,773	1,773	
BB48			1,222,517	0	1,325,208	-12,158	-1.0	1,313,050	1,313,050	
BB49			5,517,405	0	5,980,860	-54,886	-1.0	5,925,974	5,925,974	
BB50			1,732,524	0	1,860,683	-17,077	-1.0	1,843,606	1,843,606	
BB51			580,935	0	629,738	-5,772	-1.0	623,966	623,966	
BB52			442,264	0	476,495	-4,363	-1.0	472,132	472,132	
BB53			1,500	0	1,587	0	0.0	1,587	1,587	
BB54			12,136	0	12,866	0	0.0	12,866	12,866	
BB55			9,233,953	0	10,009,594	-91,844	-1.0	9,917,750	9,917,750	
BB56			635,034	0	686,374	-6,314	-1.0	680,060	680,060	
BB57			396,599	0	428,914	-3,947	-1.0	425,967	425,967	
BB58			851	0	851	0	0.0	851	851	
BB59			1,688,162	0	1,812,014	-16,630	-1.0	1,795,384	1,795,384	
BB60			1,502	0	1,505	0	0.0	1,505	1,505	
BB61			2,883	0	3,026	0	0.0	3,026	3,026	
BB62			8,075	0	8,583	-79	-1.0	8,504	8,504	
BB63			0	0	0	0	0.0	0	0	
BB64			0	0	0	0	0.0	0	0	
BB65			1,335	0	1,398	-13	-1.0	1,385	1,385	
BB66			0	0	0	0	0.0	0	0	
BB67			736,978	0	798,886	-7,334	-1.0	791,552	791,552	
BB68			880,326	0	954,259	-8,757	-1.0	945,502	945,502	
BB69			5,602,097	0	5,719,745	-52,496	-1.0	5,667,249	5,667,249	
BB70			1,207,876	0	1,309,333	-12,021	-1.0	1,297,312	1,297,312	
BB71			398,969	0	432,478	-3,981	-1.0	428,497	428,497	
BB72			129,644	0	140,528	-1,278	-1.0	139,250	139,250	
BB73			181,985	0	197,270	-1,787	-1.0	195,483	195,483	
BB74			486,160	0	526,986	-4,849	-1.0	522,137	522,137	
BB75			243,173	0	263,598	-2,407	-1.0	261,191	261,191	
BB76			27,740	0	30,066	-115	0.0	29,951	29,951	
BB77			873,244	0	946,598	-8,689	-1.0	937,909	937,909	
BB78			0	0	0	0	0.0	0	0	
BB79			12,158	0	13,203	0	0.0	13,203	13,203	
BB80			16,335	0	17,725	0	0.0	17,725	17,725	
BB81			41,677	0	45,200	-465	-1.0	44,735	44,735	
BB82			75,081	0	81,418	-883	-1.0	80,535	80,535	
BB83			13,211	0	14,308	0	0.0	14,308	14,308	
BB84			8,818,029	0	9,229,435	-13,534	0.0	9,215,901	9,215,901	
BB85			275,757	0	298,917	-2,758	-1.0	296,159	296,159	
BB86			48,649	0	52,738	-610	-1.0	52,128	52,128	
BB87			44,034	0	47,757	-432	-1.0	47,325	47,325	
BB88			70,896	0	76,846	-736	-1.0	76,110	76,110	
BB89			35,927	0	38,955	-285	-1.0	38,670	38,670	
BB90			329,978	0	336,929	-3,035	-1.0	333,894	333,894	
B1			47,327,550	0	47,805,599	-1,222	0.0	47,804,377	47,804,377	
B2			0	0	35,871,336	0	0.0	35,871,336	35,871,336	
B3			0	0	1,224,805	0	0.0	1,224,805	1,224,805	
Zone Total	489257912		6926718	550,738,331	-3,614,154	547,124,177	547,124			

Apr-2013									
Zone	Date	KWH from NYISO		Total Unaccounted Load per Subzone					
3	41365	326814171		-693,303					
Lse/Muni	PTID	NAME	CSS Load	Load Mod	Total-load mod w/losses	Unaccounted	Percent	Total - load mod w/losses + unaccounted	Mwh to NYISO
CC1			151,881,691	53,019,688	107,942,641	563,663	1.0	108,506,304	108,506,298
CC2			3,786,101	0	4,104,129	-37,657	-1.0	4,066,472	4,066,472
CC3			7,398	0	8,160	0	0.0	8,160	8,160
CC4			2,063,147	0	2,236,143	-20,505	-1.0	2,215,638	2,215,638
CC5			29,745,271	0	31,542,216	-289,451	-1.0	31,252,765	31,252,765
CC6			10,201,074	0	10,969,871	-100,677	-1.0	10,869,194	10,869,194
CC7			919,588	0	996,841	-8,145	-1.0	987,696	987,696
CC8			60,562	0	65,638	-720	-1.0	64,918	64,918
CC9			290,476	0	314,872	-2,842	-1.0	312,030	312,030
CC10			67,069	0	72,700	-720	-1.0	71,980	71,980
CC11			1,816,748	0	1,969,334	-18,091	-1.0	1,951,243	1,951,243
CC12			593,344	0	638,611	-5,880	-1.0	632,731	632,731
CC13			198,050	0	214,682	-1,920	-1.0	212,762	212,762
CC14			0	0	0	0	0.0	0	0.000
CC15			3,881,733	0	4,205,270	-38,592	-1.0	4,166,678	4,166,678
CC16			42,760	0	46,357	-501	-1.0	45,856	45,856
CC17			23,363,198	0	24,689,825	-226,591	-1.0	24,463,234	24,463,234
CC18			7,594,470	0	8,183,961	-75,103	-1.0	8,108,858	8,108,858
CC19			1,610,486	0	1,741,565	-15,981	-1.0	1,725,584	1,725,584
CC20			1,773,151	0	1,922,104	-17,655	-1.0	1,904,449	1,904,449
CC21			12,144	0	13,157	0	0.0	13,157	13,157
CC22			4,034,417	0	4,268,597	-39,179	-1.0	4,229,418	4,229,418
CC23			6,521,266	0	6,854,507	-62,887	-1.0	6,791,620	6,791,620
CC24			1,349,427	0	1,461,531	-13,404	-1.0	1,448,127	1,448,127
CC25			5,050,947	0	5,472,680	-50,221	-1.0	5,422,459	5,422,459
CC26			5,934,077	0	6,337,508	-58,169	-1.0	6,279,339	6,279,339
CC27			69,168	0	70,609	-628	-1.0	69,981	69,981
CC28			183,113	0	186,879	-1,610	-1.0	185,269	185,269
CC29			6,082,255	0	6,472,010	-59,389	-1.0	6,412,621	6,412,621
CC30			5,865	0	6,546	0	0.0	6,546	6,546
CC31			8,587	0	9,320	0	0.0	9,320	9,320
CC32			219,454	0	237,874	-2,165	-1.0	235,709	235,709
CC33			866,151	0	913,709	-5,612	-1.0	908,097	908,097
CC34			131,619	0	134,382	-1,230	-1.0	133,152	133,152
CC35			153,968	0	165,379	-1,540	-1.0	163,839	163,839
CC36			68,361	0	74,091	-724	-1.0	73,367	73,367
CC37			2,643,738	0	2,865,811	-26,295	-1.0	2,839,516	2,839,516
CC38			3,736,788	0	4,050,674	-37,178	-1.0	4,013,496	4,013,496
CC39			658,175	0	715,281	-6,556	-1.0	708,705	708,705
CC40			5,077,430	0	5,487,428	-50,352	-1.0	5,437,076	5,437,076
CC41			151,553	0	164,287	-1,515	-1.0	162,772	162,772
CC42			14,280	0	15,610	0	0.0	15,610	15,610
CC43			0	0	0	0	0.0	0	0.000
CC44			1,039,364	0	1,126,029	-10,341	-1.0	1,115,688	1,115,688
CC45			4,850,843	0	5,259,087	-48,248	-1.0	5,209,849	5,209,849
CC46			79,859	0	86,564	-754	-1.0	85,810	85,810
CC47			282,770	0	306,513	-2,817	-1.0	303,696	303,696
CC48			105,561	0	114,428	-989	-1.0	113,439	113,439
CC49			15,168,374	0	16,441,645	-150,879	-1.0	16,290,766	16,290,766
CC50			532,340	0	577,056	-5,298	-1.0	571,758	571,758
CC51			165,238	0	179,118	-1,667	-1.0	177,451	177,451
CC52			139,412	0	151,128	-1,436	-1.0	149,692	149,692
CC53			825,850	0	895,225	-8,223	-1.0	887,002	887,002
CC54			0	0	0	0	0.0	0	0.000
CC55			0	0	0	0	0.0	0	0.000
CC56			0	0	0	0	0.0	0	0.000
CC57			0	0	0	0	0.0	0	0.000
CC58			2,468	0	2,509	0	0.0	2,509	2,509
CC59			2,534	0	2,684	0	0.0	2,684	2,684
CC60			0	0	0	0	0.0	0	0.000
CC61			0	0	0	0	0.0	0	0.000
CC62			0	0	0	0	0.0	0	0.000
CC63			0	0	0	0	0.0	0	0.000
CC64			0	0	0	0	0.0	0	0.000
CC65			0	0	0	0	0.0	0	0.000
CC66			14	0	15	0	0.0	15	0.015
CC67			38	0	40	0	0.0	40	0.040
CC68			2	0	2	0	0.0	2	0.002
CC69			0	0	0	0	0.0	0	0.000
CC70			29	0	30	0	0.0	30	0.030
CC71			60,605	0	61,842	-869	-1.0	61,173	61,173
CC72			46	0	46	0	0.0	46	0.046
CC73			329	0	334	0	0.0	334	0.334
CC74			13	0	13	0	0.0	13	0.013
CC75			348	0	351	0	0.0	351	0.351
CC76			25	0	25	0	0.0	25	0.025
CC77			9	0	9	0	0.0	9	0.009
CC78			680	0	699	0	0.0	699	0.699
CC79			243	0	252	0	0.0	252	0.252
CC80			13	0	13	0	0.0	13	0.013
CC81			12	0	12	0	0.0	12	0.012
CC82			0	0	0	0	0.0	0	0.000
CC83			2,404	0	2,524	0	0.0	2,524	2,524
CC84			2	0	2	0	0.0	2	0.002
CC85			0	0	0	0	0.0	0	0.000
CC86			1	0	1	0	0.0	1	0.001
CC87			0	0	0	0	0.0	0	0.000
CC88			3	0	3	0	0.0	3	0.003
CC89			0	0	0	0	0.0	0	0.000
CC90			0	0	0	0	0.0	0	0.000
CC91			774,334	0	839,371	-7,703	-1.0	831,668	831,668
CC92			525,034	0	569,135	-5,224	-1.0	563,911	563,911
CC93			1,146,441	0	1,242,749	-11,415	-1.0	1,231,334	1,231,334
CC94			590,457	0	640,060	-5,874	-1.0	634,186	634,186
CC95			122,525	0	132,621	-1,192	-1.0	131,629	131,629
CC96			42,654	0	46,246	-456	-1.0	45,790	45,790
CC97			155,054	0	168,084	-1,534	-1.0	166,550	166,550
CC98			77,006	0	83,454	-751	-1.0	82,703	82,703
CC99			483,362	0	523,603	-4,797	-1.0	518,806	518,806
CC100			2,340	0	2,340	0	0.0	2,340	2,340
CC101			21,374	0	23,168	-1	0.0	23,167	23,167
CC102			25,210	0	27,331	0	0.0	27,331	27,331
CC103			27,705	0	28,282	-255	-1.0	28,027	28,027
CC104			104,105	0	110,473	-981	-1.0	109,492	109,492
CC105			942	0	942	0	0.0	942	0.942
CC106			13,743,977	0	14,317,197	-242,893	-2.0	14,069,990	14,069,990
CC107			247,026	0	267,771	-2,437	-1.0	265,334	265,334
CC108			174,065	0	186,682	-1,743	-1.0	184,939	184,939
CC109			18,497	0	20,077	-96	0.0	19,981	19,981
CC110			24,018	0	26,054	-10	0.0	26,044	26,044
CC111			437,286	0	471,691	-4,360	-1.0	467,331	467,331
C1			5,437,213	0	5,492,137	131,628	2.0	5,623,765	5,623,765
C2			0	0	10,049,377	0	0.0	10,049,377	10,049,377
C3			0	0	735,255	0	0.0	735,255	735,255
C4			540,000	0	565,380	9,435	2.0	574,815	574,815
C5			2,700	0	2,750	410	13.0	3,160	3,160
C6			0	0	10,126,972	0	0.0	10,126,972	10,126,972
C7			0	0	713,229	0	0.0	713,229	713,229
C8			6,808,782	0	6,951,776	-63,796	-1.0	6,887,980	6,887,980
C9			352,102	0	369,068	7,305	2.0	376,373	376,373
Zone Total			337713138	53019688	327,483,474	-669,297		326,814,177	326,814

Apr-2013									
Zone	Date	KWH from NYISO		Total Unaccounted Load per Subzone					
4	41365	789495735		-9,216,924					
Lse/Muni	PTID	NAME	CSS Load	Load Mod	Total-load mod w/losses	Unaccounted	Percent	Total -load mod w/losses + unaccounted	Mwh to NYISO
DD1			333,010,875	68,991,360	287,206,101	-4,434,683	-2.0	282,771,408	282,774,399
DD2			7,104,518	0	7,701,286	-70,686	-1.0	7,630,600	7,630,600
DD3			91,296	0	98,956	-834	-1.0	98,122	98,122
DD4			3,920,927	0	4,250,272	-39,016	-1.0	4,211,256	4,211,256
DD5			102,813,616	0	108,293,799	-993,815	-1.0	107,299,984	107,299,984
DD6			24,165,488	0	25,595,245	-234,888	-1.0	25,360,357	25,360,357
DD7			3,366,295	0	3,637,563	-33,364	-1.0	3,604,179	3,604,179
DD8			22,773	0	23,848	-208	-1.0	23,640	23,640
DD9			1,764,053	0	1,890,323	-17,354	-1.0	1,872,969	1,872,969
DD10			727,581	0	788,696	-7,229	-1.0	781,467	781,467
DD11			2,249,507	0	2,438,464	-22,376	-1.0	2,416,088	2,416,088
DD12			660,672	0	716,182	-6,584	-1.0	709,598	709,598
DD13			7,384,373	0	7,539,443	-116,770	-2.0	7,422,673	7,422,673
DD14			687,781	0	743,244	-6,816	-1.0	736,428	736,428
DD15			82,844	0	89,802	-762	-1.0	89,040	89,040
DD16			384,196	0	412,217	-3,791	-1.0	408,426	408,426
DD17			39,593,340	0	41,718,821	-382,852	-1.0	41,335,969	41,335,969
DD18			28,415,104	0	30,385,690	-278,858	-1.0	30,106,832	30,106,832
DD19			16,270,133	0	17,030,313	-156,280	-1.0	16,874,033	16,874,033
DD20			11,478,809	0	12,347,699	-113,310	-1.0	12,234,389	12,234,389
DD21			63,297	0	57,781	-707	-1.0	57,054	57,054
DD22			3,452,682	0	3,631,443	-33,322	-1.0	3,598,121	3,598,121
DD23			21,555,018	0	22,606,665	-207,460	-1.0	22,399,205	22,399,205
DD24			1,144,111	0	1,240,214	-11,382	-1.0	1,228,832	1,228,832
DD25			9,698,447	0	10,502,258	-96,379	-1.0	10,405,879	10,405,879
DD26			22,515,762	0	24,250,264	-222,548	-1.0	24,027,716	24,027,716
DD27			171,659	0	175,176	-1,579	-1.0	173,597	173,597
DD28			27,722,944	0	28,948,029	-265,845	-1.0	28,682,384	28,682,384
DD29			2,410,557	0	2,555,594	-23,449	-1.0	2,532,145	2,532,145
DD30			1,255,996	0	1,315,041	-12,070	-1.0	1,302,971	1,302,971
DD31			69,748	0	75,591	-720	-1.0	74,871	74,871
DD32			540,847	0	586,278	-5,378	-1.0	580,900	580,900
DD33			1,268,781	0	1,375,361	-12,623	-1.0	1,362,738	1,362,738
DD34			1,645,162	0	1,753,131	-16,095	-1.0	1,737,036	1,737,036
DD35			135,548	0	146,933	-1,349	-1.0	145,584	145,584
DD36			10,363,477	0	11,233,714	-103,086	-1.0	11,130,628	11,130,628
DD37			6,391,817	0	6,884,886	-63,187	-1.0	6,821,699	6,821,699
DD38			1,401,889	0	1,519,654	-13,948	-1.0	1,505,706	1,505,706
DD39			8,824,096	0	9,562,972	-87,755	-1.0	9,475,217	9,475,217
DD40			648,040	0	661,654	-6,059	-1.0	655,595	655,595
DD41			508,164	0	518,838	-4,764	-1.0	514,074	514,074
DD42			353,593	0	383,296	-3,509	-1.0	379,787	379,787
DD43			869	0	869	0	0.0	869	0.869
DD44			3,127,920	0	3,390,662	-31,115	-1.0	3,359,547	3,359,547
DD45			5,913,241	0	6,408,950	-58,828	-1.0	6,350,122	6,351,122
DD46			961,053	0	1,041,763	-9,583	-1.0	1,032,180	1,032,180
DD47			3,051,029	0	3,306,887	-30,346	-1.0	3,276,541	3,276,541
DD48			288,892	0	313,138	-2,840	-1.0	310,298	310,298
DD49			33,343,754	0	36,143,680	-331,695	-1.0	35,811,985	35,811,985
DD50			163,580	0	167,051	-1,521	-1.0	165,530	165,530
DD51			969,481	0	1,050,908	-8,835	-1.0	1,041,273	1,041,273
DD52			287,659	0	311,832	-2,879	-1.0	308,953	308,953
DD53			104,097	0	112,838	-991	-1.0	111,847	111,847
DD54			3,449,415	0	3,604,005	-33,090	-1.0	3,570,915	3,570,915
DD55			228	0	234	0	0.0	234	0.234
DD56			0	0	0	0	0.0	0	0.000
DD57			245	0	253	0	0.0	253	0.253
DD58			0	0	0	0	0.0	0	0.000
DD59			341	0	358	-4	-1.0	354	0.354
DD60			24	0	24	0	0.0	24	0.024
DD61			13,472	0	13,771	-10	0.0	13,761	13,761
DD62			0	0	0	0	0.0	0	0.000
DD63			0	0	0	0	0.0	0	0.000
DD64			91	0	93	-1	-1.0	92	0.092
DD65			2,005	0	2,050	-23	-1.0	2,027	2,027
DD66			1,487,386	0	1,612,314	-14,800	-1.0	1,597,514	1,597,514
DD67			771,876	0	788,082	-7,243	-1.0	780,839	780,839
DD68			1,546,212	0	1,676,101	-15,390	-1.0	1,660,711	1,660,711
DD69			1,959,895	0	2,001,147	-18,522	-1.0	1,982,625	1,982,625
DD70			2,214,460	0	2,395,940	-21,988	-1.0	2,373,952	2,373,952
DD71			1,188,383	0	1,287,769	-11,816	-1.0	1,275,953	1,275,953
DD72			312,952	0	339,231	-3,108	-1.0	336,123	336,123
DD73			897,283	0	972,658	-8,929	-1.0	963,729	963,729
DD74			551,343	0	597,665	-5,484	-1.0	592,181	592,181
DD75			161,800	0	175,388	-1,625	-1.0	173,763	173,763
DD76			132,096	0	134,848	-1,225	-1.0	133,623	133,623
DD77			944,640	0	964,503	-8,839	-1.0	955,664	955,664
DD78			187,272	0	191,388	-1,747	-1.0	189,641	189,641
DD79			2,708,383	0	2,934,949	-26,944	-1.0	2,908,005	2,908,005
DD80			6	0	6	0	0.0	6	0.006
DD81			13,927	0	15,042	0	0.0	15,042	15,042
DD82			863,961	0	918,239	-8,431	-1.0	909,808	909,808
DD83			45,959	0	49,773	-636	-1.0	49,137	49,137
DD84			4,257	0	4,666	0	0.0	4,666	4,666
DD85			34,982,657	0	36,077,151	-409,390	-1.0	35,667,761	35,667,761
DD86			354,415	0	384,187	-3,518	-1.0	380,669	380,669
DD87			243,085	0	263,497	-2,394	-1.0	261,103	261,103
DD88			370,351	0	401,460	-3,693	-1.0	397,767	397,767
DD89			42,343	0	45,896	-487	-1.0	45,409	45,409
DD90			16,977	0	18,413	-6	0.0	18,407	18,407
D1			0	0	2,852,740	0	0.0	2,852,740	2,852,740
D2			0	0	1,109,946	0	0.0	1,109,946	1,109,946
D3			0	0	0	0	0.0	0	0.000
D4			120,955	0	126,640	233	0.0	126,873	126,873
D5			224,009	0	226,273	-2,071	-1.0	224,202	224,202
D6			818,270	0	826,581	-7,664	-1.0	818,917	818,917
D7			548,505	0	554,083	-5,117	-1.0	548,966	548,966
Zone Total			811736901	68991360	798,712,659	-9,216,915		789,495,744	789,496

Apr-2013									
Zone	Date	KWH from NYISO		Total Unaccounted Load per Subzone					
29	41365	158364329		-8,328,772					
Lse/Muni	PTID	NAME	CSS Load	Load Mod	Total-load mod w/losses	Unaccounted	Percent	Total -load mod w/losses + unaccounted	Mwh to NYISO
EE1			64,964,527	178,616	70,114,909	-5,143,371	-8.0	64,971,538	64,971,528
EE2			1,409,964	0	1,528,410	-14,033	-1.0	1,514,377	1,514,377
EE3			3,499	0	3,683	0	0.0	3,683	3,683
EE4			727,184	0	788,262	-7,236	-1.0	781,026	781,026
EE5			4,970,528	0	5,322,941	-48,842	-1.0	5,274,099	5,274,099
EE6			4,837,682	0	5,207,949	-47,804	-1.0	5,160,145	5,160,145
EE7			370,571	0	401,712	-3,650	-1.0	398,062	398,062
EE8			860	0	860	0	0.0	860	860
EE9			2,270,170	0	2,451,065	-22,482	-1.0	2,428,583	2,428,583
EE10			14,704	0	15,913	0	0.0	15,913	15,913
EE11			743,338	0	805,413	-7,384	-1.0	798,029	798,029
EE12			12,288	0	13,275	0	0.0	13,275	13,275
EE13			1,483,460	0	1,576,184	-14,469	-1.0	1,561,715	1,561,715
EE14			161,462	0	173,328	-1,678	-1.0	172,250	172,250
EE15			164,098	0	177,882	-1,747	-1.0	176,135	176,135
EE16			260,557	0	282,411	-2,538	-1.0	279,873	279,873
EE17			282,999	0	306,783	-2,871	-1.0	303,912	303,912
EE18			20,665	0	22,426	0	0.0	22,426	22,426
EE19			1,007	0	1,007	0	0.0	1,007	1,007
EE20			3,008,593	0	3,227,097	-29,613	-1.0	3,197,484	3,197,484
EE21			7,219,489	0	7,581,703	-69,670	-1.0	7,522,033	7,522,033
EE22			1,362,000	0	1,407,505	-12,909	-1.0	1,394,596	1,394,596
EE23			1,391,736	0	1,508,640	-13,852	-1.0	1,494,788	1,494,788
EE24			7,050	0	7,770	0	0.0	7,770	7,770
EE25			2,367,573	0	2,511,997	-23,065	-1.0	2,488,932	2,488,932
EE26			4,348,949	0	4,521,991	-41,495	-1.0	4,480,496	4,480,496
EE27			3,046,282	0	3,284,014	-30,152	-1.0	3,253,862	3,253,862
EE28			2,569,910	0	2,778,507	-25,484	-1.0	2,753,023	2,753,023
EE29			1,271,992	0	1,372,803	-12,602	-1.0	1,360,201	1,360,201
EE30			5,088,624	0	5,088,624	-284,820	-6.0	4,803,804	4,803,804
EE31			627,083	0	627,083	-33,540	-6.0	593,543	593,543
EE32			83,116	0	84,745	-798	-1.0	83,947	83,947
EE33			3,322,656	0	3,392,424	-31,126	-1.0	3,361,298	3,361,298
EE34			2,646,600	0	2,797,652	-25,665	-1.0	2,771,987	2,771,987
EE35			2,771,615	0	3,003,650	-27,566	-1.0	2,976,084	2,976,084
EE36			390,118	0	422,888	-3,885	-1.0	419,003	419,003
EE37			36,997	0	40,117	-344	-1.0	39,773	39,773
EE38			965,424	0	1,046,241	-9,608	-1.0	1,036,633	1,036,633
EE39			1,289,217	0	1,397,519	-12,866	-1.0	1,384,653	1,384,653
EE40			276,487	0	299,708	-2,790	-1.0	296,918	296,918
EE41			2,335,332	0	2,531,250	-23,225	-1.0	2,508,025	2,508,025
EE42			70,729	0	76,656	-737	-1.0	75,919	75,919
EE43			1,263	0	1,263	0	0.0	1,263	1,263
EE44			23,555	0	25,073	-49	0.0	25,024	25,024
EE45			585,691	0	634,414	-5,827	-1.0	628,587	628,587
EE46			2,643,141	0	2,865,161	-26,289	-1.0	2,838,872	2,838,872
EE47			53,539	0	57,899	-589	-1.0	57,310	57,310
EE48			112,578	0	122,032	-1,108	-1.0	120,924	120,924
EE49			68,149	0	73,866	-724	-1.0	73,142	73,142
EE50			2,958,752	0	3,205,120	-29,424	-1.0	3,175,696	3,175,696
EE51			255,325	0	276,764	-2,526	-1.0	274,238	274,238
EE52			9,792	0	10,598	0	0.0	10,598	10,598
EE53			206,929	0	224,318	-2,079	-1.0	222,239	222,239
EE54			868,530	0	940,962	-8,632	-1.0	932,330	932,330
EE55			0	0	0	0	0.0	0	0.000
EE56			0	0	0	0	0.0	0	0.000
EE57			0	0	0	0	0.0	0	0.000
EE58			930,955	0	987,738	-9,092	-1.0	978,646	978,646
EE59			262,166	0	284,174	-2,597	-1.0	281,577	281,577
EE60			201,313	0	218,226	-1,997	-1.0	216,229	216,229
EE61			591,071	0	640,766	-5,861	-1.0	634,905	634,905
EE62			32,822	0	35,598	-224	-1.0	35,374	35,374
EE63			6,611	0	7,312	0	0.0	7,312	7,312
EE64			66,416	0	71,990	-720	-1.0	71,270	71,270
EE65			15,109	0	16,353	0	0.0	16,353	16,353
EE66			61,288	0	66,430	-679	-1.0	65,751	65,751
EE67			563,829	0	603,562	-5,520	-1.0	598,042	598,042
EE68			135,458	0	146,842	-1,365	-1.0	145,477	145,477
EE69			4,855	0	5,443	0	0.0	5,443	5,443
EE70			42,256	0	45,781	-505	-1.0	45,276	45,276
EE71			587,827	0	615,444	-5,655	-1.0	609,789	609,789
EE72			247,229	0	260,366	-2,400	-1.0	257,966	257,966
EE73			2,629,699	0	2,752,452	-177,165	-7.0	2,575,287	2,575,287
EE74			102,599	0	111,217	-997	-1.0	110,220	110,220
EE75			23,594	0	25,588	-19	0.0	25,569	25,569
EE76			13,701	0	14,857	-14	0.0	14,843	14,843
EE77			107,554	0	116,585	-1,039	-1.0	115,546	115,546
EE78			176,217	0	191,016	-1,749	-1.0	189,267	189,267
E1			0	0	9,073,807	0	0.0	9,073,807	9,073,807
E2			0	0	1,748,487	0	0.0	1,748,487	1,748,487
Zone Total			143784828	178616	164,693,101	-6,328,762		158,364,339	158,364

Apr-2013										
Zone	Date	KWH from NYISO		Total Unaccounted Load per Subzone						
31	41365	52467.382		2,539.901						
Lse/Muni	PTID	NAME	CSS Load	Load Mod	Total-load mod w/losses	Unaccounted	Percent	Total -load mod w/losses + unaccounted	Mwh to NYISO	
FF1			16,312,920	2,361,361	15,196,577	1,027,667	6.0	16,224,244	16,224,232	
FF2			518,870	0	562,444	-5,168	-1.0	557,276	557,276	
FF3			354,021	0	383,751	-3,518	-1.0	380,233	380,233	
FF4			951,919	0	1,031,884	-9,465	-1.0	1,022,419	1,022,419	
FF5			350,989	0	380,485	-3,503	-1.0	376,982	376,982	
FF6			80,314	0	87,054	-721	-1.0	86,333	86,333	
FF7			25,704	0	27,887	0	0.0	27,887	27,887	
FF8			0	0	0	0	0.0	0	0.000	
FF9			46,992	0	50,951	-581	-1.0	50,370	50,370	
FF10			165,734	0	179,641	-1,684	-1.0	177,957	177,957	
FF11			12,128	0	13,166	0	0.0	13,166	13,166	
FF12			978,863	0	1,052,805	-9,651	-1.0	1,043,154	1,043,154	
FF13			7,195	0	7,915	0	0.0	7,915	7,915	
FF14			658,203	0	704,626	-4,452	-1.0	698,174	698,174	
FF15			346,221	0	375,292	-3,468	-1.0	371,824	371,824	
FF16			2,610	0	2,610	0	0.0	2,610	2,610	
FF17			132,598	0	143,735	-1,340	-1.0	142,395	142,395	
FF18			794	0	794	0	0.0	794	0.794	
FF19			135,891	0	147,290	-1,335	-1.0	145,955	145,955	
FF20			22,257	0	24,136	0	0.0	24,136	24,136	
FF21			1,084,860	0	1,175,843	-10,791	-1.0	1,165,052	1,165,052	
FF22			141,260	0	153,118	-1,377	-1.0	151,741	151,741	
FF23			2,122,854	0	2,252,344	-20,669	-1.0	2,231,675	2,231,675	
FF24			31,663	0	34,344	-98	0.0	34,246	34,246	
FF25			157,578	0	170,810	-1,574	-1.0	169,236	169,236	
FF26			1,248,440	0	1,325,271	-12,154	-1.0	1,313,117	1,313,117	
FF27			13,191	0	14,296	0	0.0	14,296	14,296	
FF28			321,268	0	348,253	-3,203	-1.0	345,050	345,050	
FF29			297,365	0	322,349	-2,887	-1.0	319,462	319,462	
FF30			80,679	0	87,442	-777	-1.0	86,665	86,665	
FF31			85,437	0	92,597	-852	-1.0	91,745	91,745	
FF32			24,052	0	26,091	-13	0.0	26,078	26,078	
FF33			158,794	0	172,129	-1,566	-1.0	170,563	170,563	
FF34			120,803	0	130,951	-1,192	-1.0	129,759	129,759	
FF35			5,516	0	6,146	0	0.0	6,146	6,146	
FF36			8,698	0	9,418	0	0.0	9,418	9,418	
FF37			891,372	0	966,240	-8,874	-1.0	957,366	957,366	
FF38			7,125	0	7,845	0	0.0	7,845	7,845	
FF39			69,845	0	75,465	-720	-1.0	74,745	74,745	
FF40			21,284	0	21,619	0	0.0	21,619	21,619	
FF41			12	0	13	0	0.0	13	0.013	
FF42			19	0	19	0	0.0	19	0.019	
FF43			7,924	0	8,602	0	0.0	8,602	8,602	
FF44			22,780	0	23,775	0	0.0	23,775	23,775	
FF45			49	0	49	0	0.0	49	0.049	
FF46			147	0	153	0	0.0	153	0.153	
FF47			189,768	0	205,706	-1,880	-1.0	203,826	203,826	
FF48			137,023	0	139,941	-1,334	-1.0	138,607	138,607	
FF49			55,541	0	60,202	-684	-1.0	59,518	59,518	
FF50			470,506	0	508,035	-4,646	-1.0	503,389	503,389	
FF51			90,112	0	97,676	-871	-1.0	96,805	96,805	
FF52			6,335	0	7,044	0	0.0	7,044	7,044	
FF53			18,486	0	20,076	-38	0.0	20,038	20,038	
FF54			18,444	0	20,019	0	0.0	20,019	20,019	
FF55			59,862	0	64,875	-720	-1.0	64,155	64,155	
FF56			4,344	0	4,765	0	0.0	4,765	4,765	
FF57			467,094	0	511,873	-35,885	-7.0	547,758	547,758	
FF58			142,343	0	154,292	-10,848	-7.0	165,140	165,140	
FF59			62,297	0	67,516	-720	-1.078	66,796	66,796	
FF60			25,088	0	27,082	0	0	27,082	27	
FF61			11,493	0	12,441	0	0.0	12,441	12,441	
FF62			1916	0	1916	0	0	1916	1,916	
FF63			2074	0	2081	0	0	2081	2,081	
F1			19901983	0	20223716	1590039	7.2892	21813755	21813,755	
		Zone Total	49709727	2361361	49927481	2539913		52467394	52467,382	
		Grand Total	2650127659	131487522	2832940736	-23863626		2809077110	2809077,053	



May-2013											
Zone	Date	KWH from NYISO		Total Unaccounted Load per Subzone							
1	May-13	946,135,680		-7,198,694							
Lse/Muni	PTID	NAME	CSS Load	Load Mod	Total-load mod w/losses	Unaccounted	Percent	Total - load mod w/losses - unaccounted	Mwh to NYISO		
AA1			220,618,741	1,906	237,967,661	-2,324,920	-1.0	235,642,741	235,642,741		
AA2			2,438,729	0	2,643,583	-20,594	-1.0	2,622,989	2,622,989		
AA3			1,938,890	0	2,101,750	-16,371	-1.0	2,085,379	2,085,379		
AA4			36,104,255	0	38,424,631	-299,170	-1.0	38,125,461	38,125,461		
AA5			29,310,315	0	30,910,115	-240,653	-1.0	30,669,462	30,669,462		
AA6			2,151,533	0	2,330,429	-18,141	-1.0	2,312,288	2,312,288		
AA7			3,248	0	3,513	0	0.0	3,513	3,513		
AA8			7,621,666	0	8,224,431	-64,025	-1.0	8,160,406	8,160,406		
AA9			47,759	0	51,774	-409	-1.0	51,365	51,365		
AA10			3,170,299	0	3,430,228	-26,706	-1.0	3,403,522	3,403,522		
AA11			4,671,466	0	5,010,493	-39,001	-1.0	4,971,492	4,971,492		
AA12			17,288,147	0	18,331,730	-142,729	-1.0	18,189,001	18,189,001		
AA13			14,561,866	0	14,986,236	-116,692	-1.0	14,869,544	14,869,544		
AA14			3,481,144	0	3,644,750	-28,373	-1.0	3,616,377	3,616,377		
AA15			7,078,769	0	7,542,545	-58,720	-1.0	7,483,825	7,483,825		
AA16			716,757	0	731,632	-6,235	-1.0	725,397	725,397		
AA17			3,209,510	0	3,416,461	-26,601	-1.0	3,389,860	3,389,860		
AA18			2,618,021	0	2,831,904	-22,053	-1.0	2,809,851	2,809,851		
AA19			3,926,952	0	4,229,811	-32,920	-1.0	4,196,891	4,196,891		
AA20			105,799	0	114,677	-861	-1.0	113,816	113,816		
AA21			7,144,882	0	7,514,428	-58,501	-1.0	7,455,927	7,455,927		
AA22			36,110,973	0	38,604,101	-300,572	-1.0	38,303,529	38,303,529		
AA23			12,879,267	0	13,743,725	-107,012	-1.0	13,636,713	13,636,713		
AA24			659,289	0	704,270	-5,434	-1.0	698,836	698,836		
AA25			3,749,460	0	3,828,197	-29,798	-1.0	3,798,399	3,798,399		
AA26			6,762,686	0	7,264,976	-56,579	-1.0	7,208,397	7,208,397		
AA27			104,416	0	113,194	-796	-1.0	112,398	112,398		
AA28			4,832,871	0	5,085,243	-39,576	-1.0	5,045,667	5,045,667		
AA29			14,724,613	0	15,518,773	-120,830	-1.0	15,397,943	15,397,943		
AA30			25,562,437	0	27,248,625	-212,150	-1.0	27,036,475	27,036,475		
AA31			6,839,497	0	7,409,937	-57,699	-1.0	7,352,238	7,352,238		
AA32			4,536,489	0	4,899,254	-38,138	-1.0	4,861,116	4,861,116		
AA33			192,560,695	0	192,560,695	-1,585,866	-1.0	190,974,830	190,974,830		
AA34			67,897,117	0	67,897,117	-387,634	-1.0	67,509,483	67,509,483		
AA35			310,355	0	324,949	-2,423	-1.0	322,526	322,526		
AA36			260,397	0	272,659	-2,186	-1.0	270,473	270,473		
AA37			800,741	0	838,388	-6,531	-1.0	831,857	831,857		
AA38			1,120,423	0	1,173,963	-9,132	-1.0	1,163,931	1,163,931		
AA39			31,056	0	32,410	-92	0.0	32,318	32,318		
AA40			27,218	0	28,522	-24	0.0	28,498	28,498		
AA41			347,268	0	363,582	-2,844	-1.0	360,738	360,738		
AA42			413,424	0	422,207	-3,321	-1.0	418,886	418,886		
AA43			1,272,664	0	1,350,330	-10,525	-1.0	1,339,805	1,339,805		
AA44			1,251,485	0	1,322,629	-92	0.0	1,322,537	1,322,537		
AA45			161,660	0	165,065	-1,266	-1.0	163,799	163,799		
AA46			957,499	0	1,015,894	-7,888	-1.0	1,008,006	1,008,006		
AA47			1,935,674	0	2,032,310	-15,823	-1.0	2,016,487	2,016,487		
AA48			909,480	0	955,401	-7,418	-1.0	947,983	947,983		
AA49			14,205,991	0	15,342,617	-119,460	-1.0	15,223,157	15,223,157		
AA50			1,266,646	0	1,373,045	-10,692	-1.0	1,362,353	1,362,353		
AA51			11,813	0	12,776	0	0.0	12,776	12,776		
AA52			115,489	0	125,193	-961	-1.0	124,232	124,232		
AA53			3,622,572	0	3,926,947	-30,594	-1.0	3,896,353	3,896,353		
AA54			2,726,173	0	2,955,180	-23,009	-1.0	2,932,171	2,932,171		
AA55			507,655	0	549,988	-4,289	-1.0	545,699	545,699		
AA56			4,301,584	0	4,631,968	-36,060	-1.0	4,595,908	4,595,908		
AA57			232,531	0	252,006	-1,960	-1.0	250,106	250,106		
AA58			1,996,301	0	2,134,043	-16,615	-1.0	2,117,428	2,117,428		
AA59			16,461	0	17,802	0	0.0	17,802	17,802		
AA60			155,221	0	166,318	-1,247	-1.0	165,071	165,071		
AA61			307,331	0	330,126	-2,524	-1.0	327,602	327,602		
AA62			471,378	0	504,598	-3,914	-1.0	500,194	500,194		
AA63			888,272	0	959,936	-7,482	-1.0	952,453	952,453		
AA64			912,285	0	977,048	-7,609	-1.0	969,439	969,439		
AA65			1,777,427	0	1,926,732	-14,994	-1.0	1,911,738	1,911,738		
AA66			6,909,435	0	7,489,832	-58,317	-1.0	7,431,515	7,431,515		
AA67			435,413	0	471,962	-3,682	-1.0	468,300	468,300		
AA68			406,254	0	440,374	-3,434	-1.0	436,940	436,940		
AA69			143,011	0	154,814	-1,233	-1.0	153,581	153,581		
AA70			9,656,777	0	10,467,949	-81,510	-1.0	10,386,439	10,386,439		
AA71			77,436	0	81,095	-812	-1.0	80,283	80,283		
AA72			1,905,293	0	2,065,341	-16,089	-1.0	2,049,252	2,049,252		
AA73			3,719	0	3,992	0	0.0	3,992	3,992		
AA74			1,063,594	0	1,149,744	-8,944	-1.0	1,140,800	1,140,800		
AA75			1,607,691	0	1,741,163	-13,562	-1.0	1,727,601	1,727,601		
AA76			489,468	0	512,479	-3,924	-1.0	508,555	508,555		
AA77			897,837	0	973,244	-7,571	-1.0	965,673	965,673		
AA78			532,624	0	577,368	-4,489	-1.0	572,879	572,879		
AA79			28,729	0	29,473	0	0.0	29,473	29,473		
AA80			1,437,639	0	1,557,964	-12,123	-1.0	1,545,841	1,545,841		
AA81			25,512	0	27,688	0	0.0	27,688	27,688		
AA82			9,049	0	9,815	0	0.0	9,815	9,815		
AA83			49,175	0	53,277	-442	-1.0	52,835	52,835		
AA84			203,293	0	220,383	-1,718	-1.0	218,665	218,665		
AA85			52,107	0	56,473	-511	-1.0	55,962	55,962		
AA86			6,940,136	0	7,473,484	-58,197	-1.0	7,415,287	7,415,287		
AA87			471,147	0	445,682	-3,519	-1.0	442,163	442,163		
AA88			696,283	0	743,962	-5,769	-1.0	738,193	738,193		
AA89			34,074	0	36,939	-136	0.0	36,803	36,803		
AA90			4,942,068	0	5,317,333	-41,412	-1.0	5,275,921	5,275,921		
AA91			8,703,773	0	9,112,532	-17,182	0.0	9,095,350	9,095,350		
AA92			309,980	0	336,027	-2,624	-1.0	333,403	333,403		
AA93			64,598	0	70,016	-683	-1.0	69,333	69,333		
AA94			365	0	392	0	0.0	392	0.392		
AA95			361,585	0	391,958	-3,070	-1.0	388,888	388,888		
AA96			74,065	0	80,277	-744	-1.0	79,533	79,533		
AA97			122,878	0	132,495	-1,031	-1.0	131,464	131,464		
AA98			18,619	0	20,183	-62	0.0	20,121	20,121		
AA99			10,336	0	11,213	0	0.0	11,213	11,213		
A1			2,044,912	0	2,102,736	-8,459	0.0	2,094,277	2,094,277		
A2			0	0	17,310,091	0	0.0	17,310,091	17,310,091		
A3			0	0	1,609,280	0	0.0	1,609,280	1,609,280		
A4			0	0	36,031,002	0	0.0	36,031,002	36,031,002		
A5			0	0	0	0	0.0	0	0.000		
A6			0	0	17,864,075	0	0.0	17,864,075	17,864,075		
A7			0	0	329,825	0	0.0	329,825	329,825		
A8			0	0	26,784	-741	-3.0	26,043	26,043		
Zone Total			839,414,997	1,906	953,334,374	-7,198,694		946,135,680	946,135,680		

May-2013										
Zone	Date	KWH from NYISO	Total Unaccounted Load per Subzone							
2	May-13	560,380,827	-4,184,664							
Lse/Muni	PTID	NAME	CSS Load	Load Mod	Total-load mod w/losses	Unaccounted	Percent	Total - load mod w/losses - unaccounted	Mwh to NYISO	
BB1			202,366,543	5,400,680	212,216,508	-1,840,774	-1.0	210,375,734	210,375,734	
BB2			3,963,394	0	4,323,404	-33,648	-1.0	4,289,756	4,289,756	
BB3			508,917	0	536,978	-4,162	-1.0	532,816	532,816	
BB4			2,508,543	0	2,719,255	-21,177	-1.0	2,698,078	2,698,078	
BB5			46,130,343	0	49,384,552	-384,505	-1.0	49,000,047	49,000,047	
BB6			9,673,080	0	10,435,436	-81,254	-1.0	10,354,182	10,354,182	
BB7			1,202,388	0	1,303,051	-10,147	-1.0	1,292,904	1,292,904	
BB8			1,012,581	0	1,094,802	-8,520	-1.0	1,086,282	1,086,282	
BB9			14,132	0	15,238	0	0.0	15,238	15,238	
BB10			2,964,029	0	3,213,007	-25,025	-1.0	3,187,982	3,187,982	
BB11			3,148,148	0	3,405,005	-26,505	-1.0	3,378,500	3,378,500	
BB12			129,011	0	139,825	-1,089	-1.0	138,736	138,736	
BB13			40,154	0	43,522	-251	-1.0	43,271	43,271	
BB14			703,335	0	741,577	-5,766	-1.0	735,811	735,811	
BB15			26,366,134	0	28,069,372	-218,543	-1.0	27,850,829	27,850,829	
BB16			23,317,005	0	24,823,764	-193,274	-1.0	24,630,490	24,630,490	
BB17			8,500,343	0	8,771,552	-68,299	-1.0	8,703,253	8,703,253	
BB18			2,899,620	0	3,139,559	-24,452	-1.0	3,115,107	3,115,107	
BB19			8,766	0	9,525	0	0.0	9,525	9,525	
BB20			12,328,915	0	12,897,185	-100,413	-1.0	12,796,772	12,796,772	
BB21			19,549,050	0	20,584,116	-160,270	-1.0	20,423,846	20,423,846	
BB22			3,812,916	0	3,868,343	-30,132	-1.0	3,838,211	3,838,211	
BB23			4,440,811	0	4,808,563	-37,435	-1.0	4,771,128	4,771,128	
BB24			8,063,960	0	8,672,092	-67,528	-1.0	8,604,564	8,604,564	
BB25			1,095,186	0	1,118,170	-6,889	-1.0	1,109,481	1,109,481	
BB26			628,202	0	639,395	-4,960	-1.0	634,435	634,435	
BB27			0	0	0	0	0.0	0	0	
BB28			65,180	0	66,590	-689	-1.0	65,901	65,901	
BB29			276,800	0	282,684	-2,257	-1.0	280,427	280,427	
BB30			4,391,856	0	4,484,082	-34,903	-1.0	4,449,179	4,449,179	
BB31			0	0	0	0	0.0	0	0	
BB32			2,063,716	0	2,106,999	-16,453	-1.0	2,090,546	2,090,546	
BB33			0	0	0	0	0.0	0	0	
BB34			1,274,147	0	1,358,532	-10,572	-1.0	1,347,960	1,347,960	
BB35			1,329,278	0	1,410,347	-10,988	-1.0	1,399,359	1,399,359	
BB36			80,779	0	86,405	-744	-1.0	85,661	85,661	
BB37			1,686,583	0	1,828,250	-14,235	-1.0	1,814,015	1,814,015	
BB38			652,028	0	706,807	-5,493	-1.0	701,314	701,314	
BB39			321,520	0	348,535	-2,700	-1.0	345,835	345,835	
BB40			75,582	0	81,919	-744	-1.0	81,175	81,175	
BB41			2,280,100	0	2,471,623	-19,251	-1.0	2,452,372	2,452,372	
BB42			2,950,049	0	3,206,519	-24,968	-1.0	3,181,551	3,181,551	
BB43			661,540	0	717,116	-5,577	-1.0	711,539	711,539	
BB44			7,904,534	0	8,563,809	-66,658	-1.0	8,497,151	8,497,151	
BB45			179,331	0	194,388	-1,516	-1.0	192,872	192,872	
BB46			1,845	0	1,845	0	0.0	1,845	1,845	
BB47			1,209,494	0	1,311,930	-10,204	-1.0	1,300,886	1,300,886	
BB48			5,469,301	0	5,928,720	-46,162	-1.0	5,882,557	5,882,557	
BB49			1,903,549	0	2,047,163	-15,931	-1.0	2,031,232	2,031,232	
BB50			681,957	0	739,243	-5,737	-1.0	733,506	733,506	
BB51			372,344	0	401,499	-3,116	-1.0	398,383	398,383	
BB52			1,146	0	1,191	0	0.0	1,191	1,191	
BB53			8,718	0	9,450	0	0.0	9,450	9,450	
BB54			9,449,189	0	10,242,906	-79,755	-1.0	10,163,151	10,163,151	
BB55			639,126	0	692,809	-5,401	-1.0	687,408	687,408	
BB56			367,927	0	398,822	-3,132	-1.0	395,690	395,690	
BB57			809	0	809	0	0.0	809	809	
BB58			1,768,257	0	1,898,735	-14,778	-1.0	1,883,957	1,883,957	
BB59			184	0	184	0	0.0	184	0.184	
BB60			3,805	0	3,861	0	0.0	3,861	3,861	
BB61			32,883	0	34,872	-444	-1.0	34,428	34,428	
BB62			44	0	46	0	0.0	46	0.046	
BB63			0	0	0	0	0.0	0	0.000	
BB64			48,139	0	50,396	-371	-1.0	50,025	50,025	
BB65			2,976	0	3,039	-24	-1.0	3,015	3,015	
BB66			709,190	0	768,762	-5,982	-1.0	762,780	762,780	
BB67			753,884	0	817,219	-6,374	-1.0	810,845	810,845	
BB68			8,471,297	0	8,649,181	-67,329	-1.0	8,581,852	8,581,852	
BB69			1,381,327	0	1,497,359	-11,658	-1.0	1,485,701	1,485,701	
BB70			363,727	0	394,273	-3,093	-1.0	391,180	391,180	
BB71			120,073	0	130,157	-999	-1.0	129,158	129,158	
BB72			8,502	0	9,189	-24	0.0	9,165	9,165	
BB73			539,644	0	594,958	-4,530	-1.0	590,428	590,428	
BB74			282,316	0	284,357	-2,219	-1.0	282,138	282,138	
BB75			30,001	0	32,570	-1	0.0	32,569	32,569	
BB76			990,533	0	1,073,740	-8,354	-1.0	1,065,386	1,065,386	
BB77			10	0	10	0	0.0	10	0.010	
BB78			9,753	0	10,561	0	0.0	10,561	10,561	
BB79			21,949	0	23,811	0	0.0	23,811	23,811	
BB80			41,152	0	44,643	-222	0.0	44,421	44,421	
BB81			86,524	0	93,813	-895	-1.0	92,918	92,918	
BB82			10,908	0	11,810	0	0.0	11,810	11,810	
BB83			8,404,862	0	8,802,206	25,858	0.0	8,828,064	8,828,064	
BB84			287,697	0	290,204	-2,255	-1.0	287,949	287,949	
BB85			50,364	0	54,577	-526	-1.0	54,051	54,051	
BB86			669	0	721	0	0.0	721	0.721	
BB87			204,015	0	221,158	-1,723	-1.0	219,435	219,435	
BB88			84,843	0	91,742	-744	-1.0	90,998	90,998	
BB89			79,238	0	85,875	-740	-1.0	85,135	85,135	
BB90			10,257	0	11,118	-14	0.0	11,104	11,104	
BB91			4,824	0	5,271	0	0.0	5,271	5,271	
BB92			201,809	0	206,925	-1,493	-1.0	204,562	204,562	
B1			46,981,210	0	47,455,769	-331,726	-1.0	47,124,043	47,124,043	
B2			0	0	33,291,218	0	0.0	33,291,218	33,291,218	
B3			0	0	968,244	0	0.0	968,244	968,244	
Zone Total			503,449,582	5,400,680	564,565,491	-4,184,664		560,380,827	560,380,827	

May-2013										
Zone	Date	KWH from NYISO	Total Unaccounted Load per Subzone							
3	May-13	347,740,152	1,697,188							
Lse/Muni	PTID	NAME	CSS Load	Load Mod	Total-load mod w/losses	Unaccounted	Percent	Total - load mod w/losses + unaccounted	Mwh to NYISO	
CC1			148,900,594	31,676,280	126,970,422	2,479,691	2.0	129,450,113	129,450,100	
CC2			3,625,940	0	3,930,514	-30,616	-1.0	3,899,898	3,899,898	
CC3			12,470	0	13,463	0	0.0	13,463	13,463	
CC4			1,974,527	0	2,140,143	-16,658	-1.0	2,123,485	2,123,485	
CC5			28,091,147	0	29,844,313	-232,378	-1.0	29,611,935	29,611,935	
CC6			10,425,787	0	11,217,062	-87,336	-1.0	11,129,726	11,129,726	
CC7			966,796	0	1,069,685	-8,325	-1.0	1,061,360	1,061,360	
CC8			17,327	0	18,689	-182	-1.0	18,507	18,507	
CC9			281,269	0	304,842	-2,360	-1.0	302,482	302,482	
CC10			72,527	0	78,595	-744	-1.0	77,851	77,851	
CC11			1,806,869	0	1,958,632	-15,253	-1.0	1,943,379	1,943,379	
CC12			678,917	0	731,323	-5,715	-1.0	725,608	725,608	
CC13			211,187	0	228,919	-1,810	-1.0	227,109	227,109	
CC14			109	0	117	0	0.0	117	0.117	
CC15			3,967,381	0	4,297,934	-33,482	-1.0	4,264,452	4,264,452	
CC16			37,978	0	41,182	-200	0.0	40,982	40,982	
CC17			24,103,004	0	25,469,834	-198,312	-1.0	25,271,522	25,271,522	
CC18			7,703,007	0	8,302,432	-64,636	-1.0	8,237,796	8,237,796	
CC19			1,823,800	0	1,972,522	-15,366	-1.0	1,957,156	1,957,156	
CC20			1,817,755	0	1,970,433	-15,330	-1.0	1,955,103	1,955,103	
CC21			11,127	0	12,068	0	0.0	12,068	12,068	
CC22			3,793,176	0	4,014,318	-31,247	-1.0	3,983,072	3,983,072	
CC23			8,331,582	0	8,736,226	-68,018	-1.0	8,668,208	8,668,208	
CC24			1,354,386	0	1,467,326	-11,420	-1.0	1,455,906	1,455,906	
CC25			5,100,572	0	5,524,190	-42,999	-1.0	5,481,191	5,481,191	
CC26			6,368,428	0	6,806,679	-52,983	-1.0	6,753,696	6,753,696	
CC27			70,272	0	71,736	-569	-1.0	71,177	71,177	
CC28			165,196	0	168,684	-1,414	-1.0	167,270	167,270	
CC29			6,090,157	0	6,478,731	-50,641	-1.0	6,428,270	6,428,270	
CC30			4,715	0	5,162	0	0.0	5,162	5,162	
CC31			6,370	0	6,841	0	0.0	6,841	6,841	
CC32			225,746	0	244,703	-1,863	-1.0	242,840	242,840	
CC33			541,816	0	587,327	-4,659	-1.0	582,668	582,668	
CC34			190,614	0	194,610	-1,505	-1.0	193,105	193,105	
CC35			108,124	0	116,394	-906	-1.0	115,488	115,488	
CC36			63,370	0	68,690	-663	-1.0	68,027	68,027	
CC37			2,419,063	0	2,622,275	-20,426	-1.0	2,601,849	2,601,849	
CC38			4,055,414	0	4,306,052	-34,241	-1.0	4,271,811	4,271,811	
CC39			548,841	0	594,772	-4,609	-1.0	590,163	590,163	
CC40			5,325,011	0	5,756,796	-44,826	-1.0	5,711,970	5,711,970	
CC41			143,880	0	155,963	-1,180	-1.0	154,783	154,783	
CC42			12,695	0	13,930	0	0.0	13,930	13,930	
CC43			65,574	0	68,967	-515	-1.0	68,452	68,452	
CC44			975,834	0	1,057,790	-8,246	-1.0	1,049,544	1,049,544	
CC45			4,589,870	0	4,975,427	-38,746	-1.0	4,936,681	4,936,681	
CC46			85,230	0	92,383	-744	-1.0	91,639	91,639	
CC47			355,246	0	385,071	-3,030	-1.0	382,041	382,041	
CC48			113,338	0	122,871	-947	-1.0	121,924	121,924	
CC49			15,265,991	0	16,547,028	-128,842	-1.0	16,418,186	16,418,186	
CC50			510,987	0	553,918	-4,307	-1.0	549,611	549,611	
CC51			159,713	0	173,130	-1,336	-1.0	171,794	171,794	
CC52			153,830	0	166,759	-1,241	-1.0	165,518	165,518	
CC53			948,644	0	1,028,329	-7,996	-1.0	1,020,333	1,020,333	
CC54			212	0	226	0	0.0	226	0.226	
CC55			6	0	6	0	0.0	6	0.006	
CC56			8	0	8	0	0.0	8	0.008	
CC57			0	0	0	0	0.0	0	0.000	
CC58			2,071	0	2,103	0	0.0	2,103	2,103	
CC59			5,072	0	5,389	0	0.0	5,389	5,389	
CC60			236	0	248	0	0.0	248	0.248	
CC61			0	0	0	0	0.0	0	0.000	
CC62			7	0	7	0	0.0	7	0.007	
CC63			802	0	868	0	0.0	868	0.868	
CC64			3,290	0	3,529	0	0.0	3,529	3,529	
CC65			94	0	94	0	0.0	94	0.094	
CC66			0	0	0	0	0.0	0	0.000	
CC67			4	0	4	0	0.0	4	0.004	
CC68			6,505	0	7,056	0	0.0	7,056	7,056	
CC69			55	0	56	0	0.0	56	0.056	
CC70			17	0	17	0	0.0	17	0.017	
CC71			41,483	0	42,314	-253	-1.0	42,061	42,061	
CC72			76	0	76	0	0.0	76	0.076	
CC73			507	0	518	0	0.0	518	0.518	
CC74			11	0	11	0	0.0	11	0.011	
CC75			99	0	99	0	0.0	99	0.099	
CC76			8	0	8	0	0.0	8	0.008	
CC77			13	0	13	0	0.0	13	0.013	
CC78			2,697	0	2,768	0	0.0	2,768	2,768	
CC79			632	0	660	-1	0.0	659	0.659	
CC80			5	0	5	0	0.0	5	0.005	
CC81			6	0	6	0	0.0	6	0.006	
CC82			55	0	57	0	0.0	57	0.057	
CC83			1,351	0	1,385	0	0.0	1,385	1,385	
CC84			10	0	10	0	0.0	10	0.010	
CC85			11	0	11	0	0.0	11	0.011	
CC86			0	0	0	0	0.0	0	0.000	
CC87			8	0	8	0	0.0	8	0.008	
CC88			5	0	5	0	0.0	5	0.005	
CC89			0	0	0	0	0.0	0	0.000	
CC90			144	0	153	-1	-1.0	152	0.152	
CC91			792,666	0	859,244	-6,883	-1.0	852,361	852,361	
CC92			451,177	0	489,990	-3,814	-1.0	485,246	485,246	
CC93			1,486,894	0	1,611,564	-12,554	-1.0	1,599,010	1,599,010	
CC94			520,067	0	563,751	-4,377	-1.0	559,374	559,374	
CC95			112,156	0	121,579	-938	-1.0	120,641	120,641	
CC96			899	0	971	0	0.0	971	0.971	
CC97			158,028	0	171,303	-1,294	-1.0	170,009	170,009	
CC98			77,764	0	84,296	-744	-1.0	83,552	83,552	
CC99			580,102	0	628,435	-4,888	-1.0	623,547	623,547	
CC100			1,839	0	1,839	0	0.0	1,839	1,839	
CC101			23,114	0	25,084	-9	0.0	25,075	25,075	
CC102			27,743	0	30,087	0	0.0	30,087	30,087	
CC103			39,465	0	40,288	-311	-1.0	39,977	39,977	
CC104			134,839	0	143,072	-1,084	-1.0	141,988	141,988	
CC105			956	0	956	0	0.0	956	0.956	
CC106			13,623,040	0	14,190,144	429,700	3.0	14,619,844	14,619,844	
CC107			240,914	0	261,160	-2,032	-1.0	259,128	259,128	
CC108			167,333	0	181,381	-1,355	-1.0	180,026	180,026	
CC109			670	0	723	0	0.0	723	0.723	
CC110			58,956	0	63,901	-624	-1.0	63,277	63,277	
CC111			26,108	0	28,315	0	0.0	28,315	28,315	
CC112			745,384	0	805,227	-6,277	-1.0	798,950	798,950	
CC113			17,110	0	18,535	-42	0.0	18,493	18,493	
CC114			6,406	0	6,947	0	0.0	6,947	6,947	
C1			5,423,305	0	5,478,084	165,800	3.0	5,643,884	5,643,884	
C2			0	0	9,216,988	0	0.0	9,216,988	9,216,988	
C3			0	0	838,390	0	0.0	838,390	838,390	
C4			528,426	0	553,536	15,946	3.0	569,482	569,482	
C5			120	0	122	1	1.0	123	0.123	
C6			0	0	8,146,309	0	0.0	8,146,309	8,146,309	
C7			0	0	135,289	0	0.0	135,289	135,289	
C8			7,038,595	0	7,186,404	-55,951	-1.0	7,130,453	7,130,453	
C9			304,915	0	319,039	7,957	2.0	326,996	326,996	
Zone Total			337,353,894	31,676,280	346,042,964	1,697,201		347,740,165	347,740,152	

May-2013										
Zone	Date	KWH from NYISO	Total Unaccounted Load per Subzone							
4	May-13	849,554,447	-7,763,732							
Lse/Muni	PTID	NAME	CSS Load	Load Mod	Total-load mod w/losses	Unaccounted	Percent	Total - load mod w/losses - unaccounted	Mwh to NYISO	
DD1			343,580,423	49,976,764	317,848,251	-3,311,176	-1.0	314,537,075	314,537,041	
DD2			7,223,923	0	7,830,724	-60,800	-1.0	7,769,744	7,769,744	
DD3			92,750	0	100,558	-8,804	-1.0	99,574	99,574	
DD4			3,959,497	0	4,292,091	-33,415	-1.0	4,258,676	4,258,676	
DD5			107,121,545	0	112,845,636	-878,618	-1.0	111,967,018	111,967,018	
DD6			28,520,104	0	30,081,245	-234,226	-1.0	29,847,019	29,847,019	
DD7			3,846,326	0	4,158,930	-32,378	-1.0	4,126,552	4,126,552	
DD8			1,828,989	0	1,959,155	-15,262	-1.0	1,943,893	1,943,893	
DD9			571,535	0	619,538	-4,836	-1.0	614,702	614,702	
DD10			2,264,312	0	2,454,515	-19,119	-1.0	2,435,396	2,435,396	
DD11			708,793	0	768,339	-5,990	-1.0	762,349	762,349	
DD12			7,887,458	0	8,053,075	-122,763	-2.0	7,930,312	7,930,312	
DD13			641,615	0	694,056	-5,422	-1.0	688,634	688,634	
DD14			81,229	0	88,033	-744	-1.0	87,289	87,289	
DD15			211,708	0	229,317	-1,805	-1.0	227,512	227,512	
DD16			39,154,271	0	41,362,709	-322,055	-1.0	41,040,654	41,040,654	
DD17			30,609,855	0	32,725,519	-254,791	-1.0	32,470,728	32,470,728	
DD18			17,905,518	0	18,746,239	-145,966	-1.0	18,600,273	18,600,273	
DD19			15,506,001	0	16,595,429	-129,203	-1.0	16,466,226	16,466,226	
DD20			52,628	0	57,054	-541	-1.0	56,513	56,513	
DD21			3,242,035	0	3,424,079	-26,648	-1.0	3,397,431	3,397,431	
DD22			21,472,795	0	22,533,710	-175,438	-1.0	22,358,272	22,358,272	
DD23			1,219,443	0	1,321,868	-10,310	-1.0	1,311,558	1,311,558	
DD24			9,388,106	0	10,168,879	-79,179	-1.0	10,089,700	10,089,700	
DD25			24,885,271	0	26,810,742	-208,758	-1.0	26,601,984	26,601,984	
DD26			37,333	0	38,112	-296	-1.0	37,816	37,816	
DD27			29,474,019	0	30,773,653	-239,605	-1.0	30,534,048	30,534,048	
DD28			2,839,000	0	3,070,471	-23,471	-1.0	2,987,034	2,987,034	
DD29			1,344,632	0	1,407,829	-10,956	-1.0	1,396,873	1,396,873	
DD30			60,677	0	65,775	-656	-1.0	65,119	65,119	
DD31			598,021	0	648,266	-5,047	-1.0	643,219	643,219	
DD32			1,200,351	0	1,301,195	-10,127	-1.0	1,291,068	1,291,068	
DD33			1,577,894	0	1,679,473	-13,070	-1.0	1,666,400	1,666,400	
DD34			140,977	0	152,819	-1,148	-1.0	151,671	151,671	
DD35			10,404,727	0	11,278,239	-87,795	-1.0	11,190,444	11,190,444	
DD36			6,963,272	0	7,500,736	-58,399	-1.0	7,442,337	7,442,337	
DD37			1,376,528	0	1,492,150	-11,624	-1.0	1,480,526	1,480,526	
DD38			9,859,955	0	10,684,932	-83,196	-1.0	10,601,696	10,601,696	
DD39			620,829	0	633,864	-4,934	-1.0	628,930	628,930	
DD40			231,811	0	236,676	-1,844	-1.0	234,832	234,832	
DD41			471,155	0	510,725	-3,968	-1.0	506,757	506,757	
DD42			793	0	793	0	0.0	793	0.793	
DD43			3,269,990	0	3,544,662	-27,601	-1.0	3,517,061	3,517,061	
DD44			5,890,809	0	6,385,640	-49,710	-1.0	6,335,930	6,335,930	
DD45			1,198,022	0	1,298,657	-10,106	-1.0	1,288,551	1,288,551	
DD46			3,761,540	0	4,077,040	-31,738	-1.0	4,045,302	4,045,302	
DD47			283,590	0	307,415	-2,406	-1.0	305,009	305,009	
DD48			34,669,541	0	37,979,878	-292,697	-1.0	37,287,281	37,287,281	
DD49			173,539	0	177,200	-1,351	-1.0	175,849	175,849	
DD50			908,782	0	985,130	-7,676	-1.0	977,454	977,454	
DD51			292,762	0	317,338	-2,456	-1.0	314,882	314,882	
DD52			86,349	0	93,593	-757	-1.0	92,836	92,836	
DD53			3,668,600	0	3,831,981	-29,829	-1.0	3,802,152	3,802,152	
DD54			4,603	0	4,633	0	0.0	4,633	4,633	
DD55			700	0	700	0	0.0	700	0.700	
DD56			1,910	0	1,910	0	0.0	1,910	1,910	
DD57			105	0	110	0	0.0	110	0.110	
DD58			392	0	411	0	0.0	411	0.411	
DD59			937	0	937	0	0.0	937	0.937	
DD60			9,397	0	9,409	-1	0.0	9,408	9,408	
DD61			127	0	133	0	0.0	133	0.133	
DD62			0	0	0	0	0.0	0	0.000	
DD63			0	0	0	0	0.0	0	0.000	
DD64			0	0	0	0	0.0	0	0.000	
DD65			1,577,708	0	1,710,238	-13,316	-1.0	1,696,922	1,696,922	
DD66			1,031,184	0	1,052,831	-8,206	-1.0	1,044,625	1,044,625	
DD67			1,334,988	0	1,447,125	-11,267	-1.0	1,435,858	1,435,858	
DD68			2,596,151	0	2,650,463	-20,832	-1.0	2,629,631	2,629,631	
DD69			2,903,151	0	3,143,901	-24,476	-1.0	3,119,425	3,119,425	
DD70			1,098,434	0	1,190,238	-9,273	-1.0	1,180,965	1,180,965	
DD71			315,954	0	342,481	-2,638	-1.0	339,843	339,843	
DD72			196,625	0	213,144	-1,655	-1.0	211,488	211,488	
DD73			640,694	0	694,494	-5,398	-1.0	689,096	689,096	
DD74			158,617	0	171,948	-1,330	-1.0	170,618	170,618	
DD75			164,160	0	167,580	-1,294	-1.0	166,286	166,286	
DD76			523,944	0	534,951	-4,162	-1.0	530,789	530,789	
DD77			173,694	0	177,559	-1,469	-1.0	176,070	176,070	
DD78			2,979,159	0	3,226,392	-25,119	-1.0	3,201,273	3,201,273	
DD79			23	0	23	0	0.0	23	0.023	
DD80			13,672	0	14,772	0	0.0	14,772	14,772	
DD81			1,169,704	0	1,242,865	-9,675	-1.0	1,233,190	1,233,190	
DD82			47,433	0	51,381	-456	-1.0	50,925	50,925	
DD83			4,970	0	5,540	0	0.0	5,540	5,540	
DD84			35,100,479	0	36,195,507	-500,755	-1.0	35,694,752	35,694,752	
DD85			324,792	0	352,068	-2,752	-1.0	349,316	349,316	
DD86			249,470	0	270,431	-2,112	-1.0	268,319	268,319	
DD87			255	0	264	0	0.0	264	0.264	
DD88			1,124,738	0	1,219,223	-9,497	-1.0	1,209,726	1,209,726	
DD89			53,648	0	58,159	-528	-1.0	57,631	57,631	
DD90			31,181	0	33,810	-50	0.0	33,760	33,760	
DD91			33,988	0	36,856	-236	-1.0	36,620	36,620	
DD92			21,245	0	23,030	-135	-1.0	22,895	22,895	
D1			0	0	2,372,240	0	0.0	2,372,240	2,372,240	
D2			0	0	1,104,800	0	0.0	1,104,800	1,104,800	
D3			0	0	0	0	0.0	0	0.000	
D4			0	0	0	0	0.0	0	0.000	
D5			70,592	0	73,939	-945	-1.0	72,994	72,994	
D6			618,295	0	624,514	-4,811	-1.0	619,703	619,703	
D7			529,108	0	534,462	-4,160	-1.0	530,302	530,302	
D8			573,034	0	578,809	-4,485	-1.0	574,324	574,324	
Zone Total			849,059,849	49,976,764	857,318,179	-7,763,698		849,554,481	849,554,447	

May-2013										
Zone	Date	KWH from NYISO		Total Unaccounted Load per Subzone						
29	May-13	156,527,851		-5,955,019						
Lse/Muni	PTID	NAME	CSS Load	Load Mod	Total-load mod w/losses	Unaccounted	Percent	Total - load mod w/losses - unaccounted	Mwh to NYISO	
EE1			63,187,476	170,297	68,184,422	-4,812,255	-8.0	63,372,167	63,372,192	
EE2			1,383,254	0	1,499,460	-11,690	-1.0	1,487,770	1,487,770	
EE3			4,191	0	4,553	0	0.0	4,553	4,553	
EE4			682,324	0	739,631	-5,744	-1.0	733,887	733,887	
EE5			5,516,315	0	5,896,925	-45,929	-1.0	5,850,996	5,850,996	
EE6			5,073,111	0	5,460,108	-42,520	-1.0	5,417,588	5,417,588	
EE7			395,157	0	428,349	-3,354	-1.0	424,995	424,995	
EE8			918	0	918	0	0.0	918	918	
EE9			2,349,455	0	2,536,288	-19,739	-1.0	2,516,549	2,516,549	
EE10			10,412	0	11,260	0	0.0	11,260	11,260	
EE11			699,520	0	757,934	-5,899	-1.0	752,035	752,035	
EE12			11,650	0	12,597	0	0.0	12,597	12,597	
EE13			1,627,014	0	1,728,837	-13,478	-1.0	1,715,359	1,715,359	
EE14			152,885	0	164,664	-1,241	-1.0	163,423	163,423	
EE15			156,480	0	169,617	-1,295	-1.0	168,322	168,322	
EE16			274,941	0	297,905	-2,324	-1.0	295,581	295,581	
EE17			296,296	0	321,155	-2,436	-1.0	318,719	318,719	
EE18			20,576	0	22,351	0	0.0	22,351	22,351	
EE19			986	0	986	0	0.0	986	986	
EE20			3,700,650	0	3,943,683	-30,714	-1.0	3,912,969	3,912,969	
EE21			7,482,613	0	7,861,699	-61,216	-1.0	7,800,483	7,800,483	
EE22			1,496,326	0	1,545,436	-12,028	-1.0	1,533,408	1,533,408	
EE23			1,466,315	0	1,589,490	-12,372	-1.0	1,577,118	1,577,118	
EE24			6,888	0	7,632	0	0.0	7,632	7,632	
EE25			2,219,523	0	2,354,935	-18,338	-1.0	2,336,597	2,336,597	
EE26			4,133,745	0	4,315,193	-33,601	-1.0	4,281,592	4,281,592	
EE27			3,144,844	0	3,394,412	-26,434	-1.0	3,367,978	3,367,978	
EE28			2,784,907	0	3,007,828	-23,417	-1.0	2,984,211	2,984,211	
EE29			1,503,933	0	1,623,107	-12,649	-1.0	1,610,458	1,610,458	
EE30			5,624,473	0	5,624,473	-357,925	-7.0	5,266,548	5,266,548	
EE31			658,883	0	658,883	-40,100	-6.0	618,783	618,783	
EE32			83,243	0	84,917	-743	-1.0	84,174	84,174	
EE33			362,419	0	370,029	-2,681	-1.0	367,348	367,348	
EE34			2,605,848	0	2,754,872	-21,448	-1.0	2,733,424	2,733,424	
EE35			2,808,935	0	3,044,132	-23,689	-1.0	3,020,443	3,020,443	
EE36			372,159	0	403,425	-3,142	-1.0	400,283	400,283	
EE37			35,344	0	38,346	-129	0.0	38,217	38,217	
EE38			912,895	0	989,232	-7,704	-1.0	981,528	981,528	
EE39			1,398,300	0	1,515,767	-11,793	-1.0	1,503,974	1,503,974	
EE40			273,407	0	296,360	-2,276	-1.0	294,084	294,084	
EE41			2,475,123	0	2,682,836	-20,889	-1.0	2,661,947	2,661,947	
EE42			62,471	0	67,712	-656	-1.0	67,056	67,056	
EE43			4	0	1,297	0	0.0	1,297	1,297	
EE44			22,015	0	23,455	-8	0.0	23,447	23,447	
EE45			598,866	0	648,250	-5,056	-1.0	643,194	643,194	
EE46			2,545,270	0	2,759,075	-21,488	-1.0	2,737,587	2,737,587	
EE47			95,874	0	102,788	-816	-1.0	101,972	101,972	
EE48			100,688	0	106,158	-831	-1.0	105,327	105,327	
EE49			62,197	0	67,421	-650	-1.0	66,771	66,771	
EE50			2,983,060	0	3,233,632	-25,180	-1.0	3,208,452	3,208,452	
EE51			243,106	0	263,518	-2,051	-1.0	261,467	261,467	
EE52			12,688	0	13,749	0	0.0	13,749	13,749	
EE53			220,502	0	239,021	-1,831	-1.0	237,190	237,190	
EE54			1,027,590	0	1,113,419	-8,676	-1.0	1,104,743	1,104,743	
EE55			0	0	0	0	0.0	0	0.000	
EE56			0	0	0	0	0.0	0	0.000	
EE57			4	0	4	0	0.0	4	0.004	
EE58			938,414	0	995,642	-7,761	-1.0	987,881	987,881	
EE59			289,917	0	314,268	-2,441	-1.0	311,827	311,827	
EE60			169,247	0	183,472	-1,416	-1.0	182,056	182,056	
EE61			707,983	0	767,450	-5,977	-1.0	761,473	761,473	
EE62			32,989	0	35,794	-89	0.0	35,725	35,725	
EE63			11,211	0	12,159	0	0.0	12,159	12,159	
EE64			21,320	0	23,108	-32	0.0	23,076	23,076	
EE65			15,548	0	16,840	0	0.0	16,840	16,840	
EE66			90,702	0	98,307	-762	-1.0	97,545	97,545	
EE67			566,724	0	606,909	-4,708	-1.0	602,201	602,201	
EE68			165,530	0	179,445	-1,393	-1.0	178,052	178,052	
EE69			4,036	0	4,333	0	0.0	4,333	4,333	
EE70			771	0	771	0	0.0	771	0.771	
EE71			33,464	0	36,278	-111	0.0	36,167	36,167	
EE72			670,765	0	702,308	-5,472	-1.0	696,836	696,836	
EE73			367,179	0	407,486	-3,155	-1.0	404,341	404,341	
EE74			2,605,795	0	2,730,243	-158,983	-6.0	2,571,260	2,571,260	
EE75			93,402	0	101,239	-767	-1.0	100,472	100,472	
EE76			29,470	0	31,944	-16	0.0	31,928	31,928	
EE77			53	0	53	0	0.0	53	0.053	
EE78			57,930	0	62,804	-563	-1.0	62,251	62,251	
EE79			123,868	0	134,263	-1,031	-1.0	133,232	133,232	
EE80			207,294	0	224,706	-1,772	-1.0	222,934	222,934	
EE81			3,233	0	3,485	0	0.0	3,485	3,485	
EE82			9,711	0	10,550	0	0.0	10,550	10,550	
E1			0	0	8,711,769	0	0.0	8,711,769	8,711,769	
E2			0	0	1,100,500	0	0.0	1,100,500	1,100,500	
Zone Total			142,605,698	170,297	162,482,870	-5,955,044		156,527,826	156,527,851	

May-2013										
Zone	Date	KWH from NYISO	Total Unaccounted Load per Subzone							
31	May-13	44,208,651	1,352,835							
Lse/Muni	PTID	NAME	CSS Load	Load Mod	Total-load mod w/losses	Unaccounted	Percent	Total - load mod w/losses - unaccounted	Mwh to NYISO	
FF1			15,996,344	1,921,926	15,312,569	670,748	4.0	15,983,317	15,983,327	
FF2			451,626	0	489,565	-3,834	-1.0	485,731	485,731	
FF3			313,127	0	339,421	-2,660	-1.0	336,761	336,761	
FF4			1,114,450	0	1,208,064	-9,404	-1.0	1,198,660	1,198,660	
FF5			386,047	0	418,479	-3,238	-1.0	415,241	415,241	
FF6			83,015	0	89,979	-744	-1.0	89,235	89,235	
FF7			26,752	0	28,999	0	0.0	28,999	28,999	
FF8			0	0	0	0	0.0	0	0,000	
FF9			44,466	0	48,204	-351	-1.0	47,853	47,853	
FF10			182,419	0	197,732	-1,601	-1.0	196,131	196,131	
FF11			10,140	0	10,953	0	0.0	10,953	10,953	
FF12			997,776	0	1,075,431	-8,375	-1.0	1,067,056	1,067,056	
FF13			6,516	0	7,260	0	0.0	7,260	7,260	
FF14			403,229	0	433,986	-3,399	-1.0	430,587	430,587	
FF15			265,041	0	287,297	-2,240	-1.0	285,057	285,057	
FF16			2,264	0	2,269	0	0.0	2,269	2,269	
FF17			214,091	0	232,061	-1,792	-1.0	230,269	230,269	
FF18			1,009	0	1,009	0	0.0	1,009	1,009	
FF19			121,250	0	131,412	-1,174	-1.0	130,238	130,238	
FF20			23,575	0	25,538	0	0.0	25,538	25,538	
FF21			1,022,626	0	1,108,465	-8,638	-1.0	1,099,827	1,099,827	
FF22			363,011	0	388,512	-3,035	-1.0	385,477	385,477	
FF23			2,046,388	0	2,171,133	-16,910	-1.0	2,154,283	2,154,283	
FF24			32,885	0	35,671	-9	0.0	35,662	35,662	
FF25			135,378	0	146,758	-1,125	-1.0	145,633	145,633	
FF26			795,501	0	801,852	-6,242	-1.0	795,610	795,610	
FF27			11,576	0	12,558	0	0.0	12,558	12,558	
FF28			309,162	0	335,126	-2,669	-1.0	332,457	332,457	
FF29			311,249	0	337,401	-2,677	-1.0	334,724	334,724	
FF30			79,892	0	86,594	-744	-1.0	85,850	85,850	
FF31			95,640	0	103,668	-778	-1.0	102,890	102,890	
FF32			20,847	0	22,640	0	0.0	22,640	22,640	
FF33			155,805	0	168,882	-1,285	-1.0	167,597	167,597	
FF34			110,083	0	119,331	-908	-1.0	118,423	118,423	
FF35			6,452	0	7,185	0	0.0	7,185	7,185	
FF36			10,170	0	10,965	0	0.0	10,965	10,965	
FF37			839,796	0	910,337	-7,090	-1.0	903,247	903,247	
FF38			7,799	0	8,543	0	0.0	8,543	8,543	
FF39			80,913	0	87,693	-770	-1.0	86,923	86,923	
FF40			9,824	0	9,824	0	0.0	9,824	9,824	
FF41			0	0	0	0	0.0	0	0,000	
FF42			6	0	6	0	0.0	6	0,006	
FF43			1,171	0	1,283	0	0.0	1,283	1,283	
FF44			6,619	0	6,741	0	0.0	6,741	6,741	
FF45			0	0	0	0	0.0	0	0,000	
FF46			30	0	31	0	0.0	31	0,031	
FF47			198,406	0	215,070	-1,700	-1.0	213,370	213,370	
FF48			130,131	0	132,814	-878	-1.0	131,936	131,936	
FF49			45,626	0	49,452	-389	-1.0	49,063	49,063	
FF50			710,182	0	768,579	-5,997	-1.0	762,582	762,582	
FF51			77,537	0	84,046	-744	-1.0	83,302	83,302	
FF52			5,760	0	6,416	0	0.0	6,416	6,416	
FF53			1,739	0	1,906	0	0.0	1,906	1,906	
FF54			19,158	0	20,785	0	0.0	20,785	20,785	
FF55			403	0	403	0	0.0	403	0,403	
FF56			78,412	0	84,980	-744	-1.0	84,236	84,236	
FF57			4,570	0	4,986	0	0.0	4,986	4,986	
FF58			513,559	0	539,869	25,376	4.0	565,245	565,245	
FF59			145,205	0	157,400	7,561	5.0	164,961	164,961	
FF60			62,240	0	67,461	-666	-1.0	66,795	66,795	
FF61			27,513	0	29,780	0	0.0	29,780	29,780	
FF62			154	0	154	0	0.0	154	0,154	
FF63			29,930	0	32,452	0	0.0	32,452	32,452	
FF64			1,935	0	1,935	0	0.0	1,935	1,935	
FF65			3,650	0	3,893	0	0.0	3,893	3,893	
FF66			3,327	0	3,598	0	0.0	3,598	3,598	
FF67			1,607	0	1,682	0	0.0	1,682	1,682	
F1			13,208,990	0	13,426,548	751,950	5.0	14,178,498	14,178,498	
Zone Total			42,325,976	1,921,926	42,855,816	1,352,825		44,208,641	44,208,651	
Grand Total			2,714,209,996	89,147,853	2,926,599,694	-22,052,074		2,904,547,620	2,904,548	

Jun-2013									
Zone	Date	KWH from NYISO	Total Unaccounted Load per Subzone						
1	Jun-13	942,300,772	-19,184,531						
Lse/Muni	PTID	NAME	CSS Load	Load Mod	Total-load mod w/losses	Unaccounted	Percent	Total - load mod w/losses + unaccounted	Mwh to NYISO
AA1			248,745,236	2.040	268,173,423	-8,744,849	-3.0	259,428,574	259,428,578
AA2			2,639,430	0	2,861,141	-15,935	-1.0	2,845,206	2,845,206
AA3			2,235,002	0	2,390,225	-13,308	-1.0	2,376,917	2,376,917
AA4			35,767,935	0	38,045,718	-211,949	-1.0	37,833,769	37,833,769
AA5			29,422,965	0	31,015,482	-172,781	-1.0	30,842,701	30,842,701
AA6			2,409,728	0	2,608,110	-14,531	-1.0	2,593,579	2,593,579
AA7			7,723,235	0	8,334,354	-46,422	-1.0	8,287,932	8,287,932
AA8			35,003	0	38,598	0	0.0	38,598	38,598
AA9			3,247,421	0	3,515,715	-19,588	-1.0	3,496,127	3,496,127
AA10			4,371,470	0	4,687,999	-26,123	-1.0	4,661,876	4,661,876
AA11			17,332,499	0	18,386,583	-102,445	-1.0	18,284,138	18,284,138
AA12			13,904,070	0	14,314,221	-79,757	-1.0	14,234,464	14,234,464
AA13			3,400,260	0	3,560,069	-19,829	-1.0	3,540,240	3,540,240
AA14			7,130,345	0	7,597,143	-42,335	-1.0	7,554,808	7,554,808
AA15			668,611	0	682,673	-20,137	-3.0	662,536	662,536
AA16			3,267,119	0	3,477,794	-19,372	-1.0	3,458,422	3,458,422
AA17			2,831,363	0	3,064,006	-17,065	-1.0	3,046,941	3,046,941
AA18			3,291,622	0	3,513,207	-19,587	-1.0	3,493,620	3,493,620
AA19			115,618	0	125,326	-723	-1.0	124,603	124,603
AA20			7,552,417	0	7,941,580	-44,230	-1.0	7,897,350	7,897,350
AA21			36,882,799	0	39,425,696	-219,628	-1.0	39,206,068	39,206,068
AA22			13,588,922	0	14,476,604	-80,667	-1.0	14,395,937	14,395,937
AA23			600,612	0	641,262	-3,571	-1.0	637,691	637,691
AA24			3,830,580	0	3,911,024	-21,776	-1.0	3,889,248	3,889,248
AA25			5,808,124	0	6,270,093	-34,943	-1.0	6,235,150	6,235,150
AA26			118,013	0	127,928	-720	-1.0	127,208	127,208
AA27			4,312,534	0	4,538,303	-25,277	-1.0	4,513,026	4,513,026
AA28			14,700,173	0	15,474,068	-86,214	-1.0	15,387,854	15,387,854
AA29			26,223,330	0	27,971,578	-155,828	-1.0	27,815,750	27,815,750
AA30			7,238,125	0	7,842,029	-43,693	-1.0	7,798,336	7,798,336
AA31			5,140,841	0	5,552,249	-30,933	-1.0	5,521,316	5,521,316
AA32			199,332,980	0	199,332,980	-5,854,946	-3.0	199,477,734	199,477,734
AA33			69,450,265	0	69,450,265	-2,101,824	-3.0	67,348,441	67,348,441
AA34			384,931	0	403,015	-2,088	-1.0	400,927	400,927
AA35			216,092	0	226,266	-1,259	-1.0	225,007	225,007
AA36			11,100	0	11,715	0	0.0	11,715	11,715
AA37			417,395	0	436,982	-2,481	-1.0	434,501	434,501
AA38			318,744	0	333,753	-1,753	-1.0	332,000	332,000
AA39			18,719	0	19,671	0	0.0	19,671	19,671
AA40			418,656	0	438,351	-2,341	-1.0	436,010	436,010
AA41			402,384	0	410,933	-2,281	-1.0	408,652	408,652
AA42			1,259,033	0	1,378,525	-7,682	-1.0	1,370,843	1,370,843
AA43			1,225,693	0	1,295,757	-34,205	-3.0	1,261,552	1,261,552
AA44			141,700	0	144,674	-829	-1.0	143,845	143,845
AA45			815,343	0	865,074	-4,825	-1.0	860,249	860,249
AA46			1,939,714	0	2,036,194	-11,329	-1.0	2,024,865	2,024,865
AA47			898,710	0	944,386	-5,260	-1.0	939,126	939,126
AA48			16,084,925	0	16,275,197	-90,664	-1.0	16,184,533	16,184,533
AA49			1,336,419	0	1,448,673	-8,069	-1.0	1,440,604	1,440,604
AA50			128,800	0	139,622	-762	-1.0	138,860	138,860
AA51			3,835,188	0	4,157,144	-23,168	-1.0	4,133,976	4,133,976
AA52			2,830,445	0	3,068,203	-17,075	-1.0	3,051,128	3,051,128
AA53			555,479	0	601,900	-3,341	-1.0	598,559	598,559
AA54			4,598,808	0	4,952,685	-27,585	-1.0	4,925,100	4,925,100
AA55			234,835	0	254,561	-1,404	-1.0	253,157	253,157
AA56			1,988,088	0	2,125,498	-11,833	-1.0	2,113,665	2,113,665
AA57			15,514	0	17,856	0	0.0	17,856	17,856
AA58			159,952	0	171,524	-966	-1.0	170,558	170,558
AA59			263,447	0	282,926	-1,577	-1.0	281,349	281,349
AA60			399,578	0	427,318	-2,414	-1.0	424,904	424,904
AA61			921,168	0	994,629	-5,529	-1.0	989,100	989,100
AA62			811,618	0	869,228	-4,839	-1.0	864,389	864,389
AA63			1,971,592	0	2,137,199	-11,906	-1.0	2,125,293	2,125,293
AA64			7,825,585	0	8,482,932	-47,267	-1.0	8,435,665	8,435,665
AA65			568,678	0	616,440	-3,428	-1.0	613,012	613,012
AA66			558,925	0	605,875	-3,329	-1.0	602,546	602,546
AA67			162,228	0	175,645	-982	-1.0	174,663	174,663
AA68			10,841,624	0	11,752,314	-65,467	-1.0	11,686,847	11,686,847
AA69			73,553	0	77,074	-241	0.0	76,833	76,833
AA70			2,062,412	0	2,235,647	-12,455	-1.0	2,223,192	2,223,192
AA71			11,563	0	12,563	0	0.0	12,563	12,563
AA72			1,130,279	0	1,221,904	-6,807	-1.0	1,214,997	1,214,997
AA73			1,631,075	0	1,768,206	-9,834	-1.0	1,758,372	1,758,372
AA74			369,432	0	386,817	-2,215	-1.0	384,602	384,602
AA75			1,054,546	0	1,143,120	-6,374	-1.0	1,136,746	1,136,746
AA76			505,388	0	547,835	-3,064	-1.0	544,771	544,771
AA77			25,782	0	28,459	0	0.0	28,459	28,459
AA78			1,902,971	0	2,062,255	-11,502	-1.0	2,050,753	2,050,753
AA79			25,250	0	27,393	0	0.0	27,393	27,393
AA80			7,809	0	8,529	0	0.0	8,529	8,529
AA81			239,507	0	259,610	-1,404	-1.0	258,206	258,206
AA82			57,370	0	62,192	-320	-1.0	61,862	61,862
AA83			7,212,953	0	7,769,416	-43,288	-1.0	7,726,128	7,726,128
AA84			459,644	0	498,249	-2,789	-1.0	495,460	495,460
AA85			686,205	0	733,481	-4,084	-1.0	729,397	729,397
AA86			47,561	0	51,571	-136	0.0	51,435	51,435
AA87			5,399,527	0	5,719,806	-31,866	-1.0	5,687,939	5,687,939
AA88			8,974,602	0	9,396,177	-278,870	-3.0	9,117,307	9,117,307
AA89			132,364	0	143,474	-812	-1.0	142,662	142,662
AA90			145,856	0	158,106	-887	-1.0	157,219	157,219
AA91			14,001	0	15,177	0	0.0	15,177	15,177
AA92			503,554	0	545,857	-3,069	-1.0	542,788	542,788
AA93			91,254	0	98,916	-647	-1.0	98,269	98,269
AA94			911	0	986	0	0.0	986	986
AA95			203,944	0	220,367	-1,216	-1.0	219,151	219,151
AA96			201,100	0	217,989	-1,231	-1.0	216,758	216,758
AA97			50,706	0	54,964	-223	0.0	54,741	54,741
A1			2,005,341	0	2,062,044	-58,152	-3.0	2,003,892	2,003,892
A2			0	0	15,899,686	0	0.0	15,899,686	15,899,686
A3			0	0	1,893,178	0	0.0	1,893,178	1,893,178
A4			0	0	4,623,380	0	0.0	4,623,380	4,623,380
A5			0	0	0	0	0.0	0	0
A6			0	0	17,094,856	0	0.0	17,094,856	17,094,856
A7			0	0	534,829	0	0.0	534,829	534,829
A8			0	0	67,779	-4,439	-7.0	63,340	63,340
Zone Total			877,977,207	2.040	961,485,303	-19,184,535		942,300,768	942,300,772

Jun-2013									
Zone	Date	KWH from NYISO		Total Unaccounted Load per Subzone					
2	Jun-13	588,903,233		-8,042,033					
Lse/Muni	PTID	NAME	CS Load	Load Mod	Total-load mod w/losses	Unaccounted	Percent	Total - load mod w/losses + unaccounted	Mwh to NYISO
BB1			224,333,265	6,876,176	234,517,444	-5,504,137	-2.0	229,013,307	229,013,309
BB2			4,964,212	0	4,947,604	-27,562	-1.0	4,920,042	4,920,042
BB3			551,165	0	583,736	-3210	-1.0	580,526	580,526
BB4			2,974,471	0	3,224,334	-17,963	-1.0	3,206,371	3,206,371
BB5			44,730,589	0	47,876,805	-266,723	-1.0	47,610,082	47,610,082
BB6			9,900,130	0	10,684,389	-59,521	-1.0	10,624,868	10,624,868
BB7			1,575,944	0	1,707,246	-9,491	-1.0	1,697,755	1,697,755
BB8			1,074,784	0	1,162,095	-6,484	-1.0	1,155,611	1,155,611
BB9			1,623	0	1,623	0	0.0	1,623	1,623
BB10			3,317,083	0	3,595,704	-20,041	-1.0	3,575,663	3,575,663
BB11			3,244,003	0	3,509,089	-19,537	-1.0	3,489,552	3,489,552
BB12			145,523	0	157,748	-826	-1.0	156,922	156,922
BB13			48,181	0	52,227	-149	0.0	52,078	52,078
BB14			3,755,723	0	3,857,007	-21,500	-1.0	3,835,507	3,835,507
BB15			26,709,432	0	28,433,702	-158,407	-1.0	28,275,295	28,275,295
BB16			23,673,622	0	25,184,963	-140,306	-1.0	25,044,657	25,044,657
BB17			8,413,321	0	8,684,071	-48,379	-1.0	8,635,692	8,635,692
BB18			2,973,461	0	3,223,136	-17,944	-1.0	3,205,192	3,205,192
BB19			10,551	0	11,456	0	0.0	11,456	11,456
BB20			12,315,587	0	12,891,842	-71,814	-1.0	12,820,028	12,820,028
BB21			17,785,159	0	18,749,086	-104,459	-1.0	18,644,627	18,644,627
BB22			3,601,088	0	3,861,380	-21,526	-1.0	3,839,854	3,839,854
BB23			4,643,911	0	5,030,874	-28,019	-1.0	5,002,855	5,002,855
BB24			8,708,962	0	9,362,153	-52,161	-1.0	9,309,992	9,309,992
BB25			945,942	0	965,775	-5,363	-1.0	960,412	960,412
BB26			776,826	0	793,169	-4,390	-1.0	788,779	788,779
BB27			4,012	0	4,012	0	0.0	4,012	4,012
BB28			72,000	0	73,613	-373	-1.0	73,240	73,240
BB29			0	0	0	0	0.0	0	0.000
BB30			2,535,120	0	2,588,378	-14,432	-1.0	2,573,946	2,573,946
BB31			0	0	0	0	0.0	0	0.000
BB32			2,075,058	0	2,118,665	-12,032	-1.0	2,106,633	2,106,633
BB33			0	0	0	0	0.0	0	0.000
BB34			1,298,378	0	1,383,784	-7,698	-1.0	1,376,086	1,376,086
BB35			1,157,526	0	1,228,137	-6,844	-1.0	1,221,293	1,221,293
BB36			53,751	0	57,236	-199	0.0	57,037	57,037
BB37			1,771,369	0	1,920,154	-10,698	-1.0	1,909,456	1,909,456
BB38			723,334	0	783,019	-4,347	-1.0	778,672	778,672
BB39			82,094	0	88,989	-599	-1.0	88,390	88,390
BB40			2,445,073	0	2,650,462	-14,762	-1.0	2,635,700	2,635,700
BB41			3,147,699	0	3,412,111	-19,036	-1.0	3,393,075	3,393,075
BB42			747,248	0	810,028	-4,506	-1.0	805,522	805,522
BB43			8,432,550	0	9,135,096	-50,890	-1.0	9,084,206	9,084,206
BB44			193,811	0	210,094	-1,144	-1.0	208,950	208,950
BB45			2,259	0	2,263	0	0.0	2,263	2,263
BB46			1,307,855	0	1,417,720	-7,894	-1.0	1,409,826	1,409,826
BB47			5,349,712	0	6,883,087	-38,342	-1.0	6,844,745	6,844,745
BB48			2,072,114	0	2,229,732	-12,428	-1.0	2,217,304	2,217,304
BB49			942,611	0	1,021,793	-5,684	-1.0	1,016,109	1,016,109
BB50			395,444	0	425,979	-2,355	-1.0	423,624	423,624
BB51			1,877	0	2,008	0	0.0	2,008	2,008
BB52			7,595	0	8,257	0	0.0	8,257	8,257
BB53			11,064,657	0	11,994,088	-66,824	-1.0	11,927,264	11,927,264
BB54			723,400	0	784,181	-4,372	-1.0	779,809	779,809
BB55			379,988	0	411,905	-2,289	-1.0	409,616	409,616
BB56			829	0	829	0	0.0	829	0.829
BB57			1,912,170	0	2,054,891	-11,447	-1.0	2,043,444	2,043,444
BB58			1,630	0	1,711	0	0.0	1,711	1,711
BB59			3,570	0	3,570	0	0.0	3,570	3,570
BB60			0	0	0	0	0.0	0	0.000
BB61			28	0	29	0	0.0	29	0.029
BB62			0	0	0	0	0.0	0	0.000
BB63			0	0	0	0	0.0	0	0.000
BB64			3,956	0	4,035	-4	0.0	4,031	4,031
BB65			1,094,238	0	1,117,214	-6,226	-1.0	1,110,988	1,110,988
BB66			807,154	0	874,956	-4,866	-1.0	870,090	870,090
BB67			787,898	0	854,066	-4,741	-1.0	849,325	849,325
BB68			7,434,743	0	7,590,869	-42,277	-1.0	7,548,592	7,548,592
BB69			1,895,034	0	2,054,202	-11,437	-1.0	2,042,765	2,042,765
BB70			358,460	0	388,574	-2,171	-1.0	386,403	386,403
BB71			131,070	0	142,076	-774	-1.0	141,302	141,302
BB72			689,458	0	746,297	-4,163	-1.0	742,134	742,134
BB73			287,838	0	312,029	-1,763	-1.0	310,266	310,266
BB74			27,135	0	29,404	0	0.0	29,404	29,404
BB75			1,201,536	0	1,302,466	-7,239	-1.0	1,295,227	1,295,227
BB76			27	0	27	0	0.0	27	0.027
BB77			12,579	0	13,627	0	0.0	13,627	13,627
BB78			36,234	0	39,289	0	0.0	39,289	39,289
BB79			33,366	0	36,180	0	0.0	36,180	36,180
BB80			89,665	0	97,183	-522	-1.0	96,661	96,661
BB81			1,610,015	0	1,707,852	-9,513	-1.0	1,698,339	1,698,339
BB82			11,272	0	12,199	0	0.0	12,199	12,199
BB83			8,573,499	0	8,981,573	-187,825	-2.0	8,793,748	8,793,748
BB84			102,162	0	110,749	-603	-1.0	110,146	110,146
BB85			116,014	0	125,757	-742	-1.0	125,015	125,015
BB86			71,250	0	77,243	-421	-1.0	76,822	76,822
BB87			228,087	0	247,237	-1,323	-1.0	245,914	245,914
BB88			104,072	0	112,614	-712	-1.0	112,102	112,102
BB89			96,761	0	104,893	-700	-1.0	104,193	104,193
BB90			197,885	0	214,499	-1,208	-1.0	213,291	213,291
BB91			15,604	0	16,917	0	0.0	16,917	16,917
BB92			200,371	0	204,599	-1,334	-1.0	203,265	203,265
B1			46,706,450	0	47,178,231	-842,364	-2.0	46,335,867	46,335,867
B2			0	0	33,512,437	0	0.0	33,512,437	33,512,437
B3			0	0	1,964,303	0	0.0	1,964,303	1,964,303
Zone Total			533,601,133	6,876,176	596,945,266	-8,042,035		588,903,231	588,903,233



Jun-2013									
Zone	Date	KWH from NYISO		Total Unaccounted Load per Subzone					
3	Jun-13	346,376,744		-6,654,608					
Lse/Muni	PTID	NAME	CS Load	Load Mod	Total-load mod w/losses	Unaccounted	Percent	Total - load mod w/losses + unaccounted	Mwh to NYISO
CC1			160,585,538	40,351,286	130,508,870	-5,012,682	-4.0	125,496,188	125,496,194
CC2			3,940,028	0	4,277,464	-23,824	-1.0	4,253,660	4,253,660
CC3			16,044	0	17,420	0	0.0	17,420	17,420
CC4			2,208,325	0	2,393,576	-13,341	-1.0	2,380,235	2,380,235
CC5			29,033,428	0	30,817,487	-171,688	-1.0	30,645,799	30,645,799
CC6			10,670,069	0	11,484,289	-63,985	-1.0	11,420,304	11,420,304
CC7			1,134,897	0	1,229,342	-6,856	-1.0	1,222,486	1,222,486
CC8			114	0	114	0	0.0	114	114
CC9			341,127	0	368,743	-2,058	-1.0	366,685	366,685
CC10			91,530	0	99,209	-673	-1.0	98,536	98,536
CC11			2,007,607	0	2,176,243	-12,137	-1.0	2,164,106	2,164,106
CC12			813,790	0	877,588	-4,894	-1.0	872,694	872,694
CC13			281,355	0	305,038	-1,673	-1.0	303,365	303,365
CC14			0	0	0	0	0.0	0	0.000
CC15			3,307,619	0	3,583,275	-19,964	-1.0	3,563,311	3,563,311
CC16			43,429	0	47,072	-63	0.0	47,009	47,009
CC17			23,631,239	0	24,988,552	-139,218	-1.0	24,849,334	24,849,334
CC18			7,515,427	0	8,090,445	-45,073	-1.0	8,045,372	8,045,372
CC19			830,174	0	898,447	-5,015	-1.0	893,432	893,432
CC20			1,884,499	0	2,042,805	-11,395	-1.0	2,031,410	2,031,410
CC21			11,383	0	12,373	0	0.0	12,373	12,373
CC22			3,127,390	0	3,309,325	-18,441	-1.0	3,290,884	3,290,884
CC23			8,961,802	0	9,438,036	-52,567	-1.0	9,385,469	9,385,469
CC24			1,421,096	0	1,539,533	-8,577	-1.0	1,530,956	1,530,956
CC25			5,364,996	0	5,810,121	-32,373	-1.0	5,777,748	5,777,748
CC26			6,725,775	0	7,190,637	-40,065	-1.0	7,150,572	7,150,572
CC27			50,784	0	51,842	-425	-1.0	51,417	51,417
CC28			161,039	0	164,580	-720	0.0	163,860	163,860
CC29			5,964,617	0	6,344,187	-35,348	-1.0	6,308,839	6,308,839
CC30			3,168	0	3,269	0	0.0	3,269	3,269
CC31			29,820	0	32,289	-204	-1.0	32,085	32,085
CC32			233,124	0	252,704	-1,379	-1.0	251,325	251,325
CC33			578,542	0	627,146	-3,468	-1.0	623,658	623,658
CC34			232,498	0	237,372	-1,316	-1.0	236,056	236,056
CC35			67,485	0	73,139	-454	-1.0	72,685	72,685
CC36			2,530,668	0	2,743,248	-15,281	-1.0	2,727,967	2,727,967
CC37			4,149,615	0	4,498,183	-25,062	-1.0	4,473,121	4,473,121
CC38			673,908	0	621,247	-3,449	-1.0	617,798	617,798
CC39			5,478,649	0	5,924,650	-33,009	-1.0	5,891,641	5,891,641
CC40			150,566	0	163,219	-918	-1.0	162,301	162,301
CC41			11,219	0	12,333	0	0.0	12,333	12,333
CC42			0	0	0	0	0.0	0	0.000
CC43			1,015,911	0	1,101,256	-6,145	-1.0	1,095,111	1,095,111
CC44			5,122,669	0	5,552,957	-30,947	-1.0	5,522,010	5,522,010
CC45			132,042	0	143,135	-862	-1.0	142,273	142,273
CC46			439,254	0	476,143	-2,635	-1.0	473,508	473,508
CC47			110,691	0	119,991	-723	-1.0	119,268	119,268
CC48			16,781,436	0	18,189,748	-101,333	-1.0	18,088,415	18,088,415
CC49			545,200	0	591,000	-3,302	-1.0	587,698	587,698
CC50			158,661	0	171,995	-969	-1.0	171,026	171,026
CC51			162,225	0	175,865	-939	-1.0	174,926	174,926
CC52			1,026,875	0	1,113,121	-6,193	-1.0	1,106,928	1,106,928
CC53			18	0	19	0	0.0	19	0.019
CC54			0	0	0	0	0.0	0	0.000
CC55			0	0	0	0	0.0	0	0.000
CC56			0	0	0	0	0.0	0	0.000
CC57			0	0	0	0	0.0	0	0.000
CC58			42	0	42	0	0.0	42	0.042
CC59			99	0	106	0	0.0	106	0.106
CC60			0	0	0	0	0.0	0	0.000
CC61			0	0	0	0	0.0	0	0.000
CC62			6,256	0	6,519	0	0.0	6,519	6,519
CC63			73	0	78	0	0.0	78	0.078
CC64			5	0	5	0	0.0	5	0.005
CC65			0	0	0	0	0.0	0	0.000
CC66			4	0	4	0	0.0	4	0.004
CC67			1,228	0	1,328	0	0.0	1,328	1,328
CC68			0	0	0	0	0.0	0	0.000
CC69			84	0	88	0	0.0	88	0.088
CC70			21,129	0	21,455	0	0.0	21,455	21,455
CC71			116	0	116	0	0.0	116	0.116
CC72			2,385	0	2,445	0	0.0	2,445	2,445
CC73			0	0	0	0	0.0	0	0.000
CC74			155	0	156	0	0.0	156	0.156
CC75			70	0	70	0	0.0	70	0.070
CC76			3	0	3	0	0.0	3	0.003
CC77			3,516	0	3,641	0	0.0	3,641	3,641
CC78			117	0	119	0	0.0	119	0.119
CC79			15	0	15	0	0.0	15	0.015
CC80			12	0	12	0	0.0	12	0.012
CC81			0	0	0	0	0.0	0	0.000
CC82			1,287	0	1,311	0	0.0	1,311	1,311
CC83			5	0	5	0	0.0	5	0.005
CC84			4	0	4	0	0.0	4	0.004
CC85			0	0	0	0	0.0	0	0.000
CC86			6	0	6	0	0.0	6	0.006
CC87			4	0	4	0	0.0	4	0.004
CC88			0	0	0	0	0.0	0	0.000
CC89			43	0	46	0	0.0	46	0.046
CC90			882,325	0	956,439	-5,330	-1.0	951,109	951,109
CC91			463,664	0	502,619	-2,803	-1.0	499,816	499,816
CC92			2,151,917	0	2,332,563	-12,991	-1.0	2,319,572	2,319,572
CC93			608,775	0	551,512	-3,081	-1.0	548,431	548,431
CC94			114,626	0	124,230	-721	-1.0	123,509	123,509
CC95			191,816	0	207,931	-1,147	-1.0	206,784	206,784
CC96			83,463	0	90,466	-608	-1.0	89,858	89,858
CC97			665,732	0	721,201	-4,024	-1.0	717,177	717,177
CC98			1,762	0	1,762	0	0.0	1,762	1,762
CC99			38,616	0	41,860	-2	0.0	41,858	41,858
CC100			29,097	0	31,587	0	0.0	31,587	31,587
CC101			43,623	0	44,537	-248	-1.0	44,289	44,289
CC102			126,017	0	133,703	-793	-1.0	132,910	132,910
CC103			111,122	0	120,453	-690	-1.0	119,763	119,763
CC104			908	0	908	0	0.0	908	0.908
CC105			12,962,685	0	13,512,544	-433,912	-3.0	13,078,632	13,078,632
CC106			90,345	0	97,946	-529	-1.0	97,417	97,417
CC107			244,685	0	265,234	-1,462	-1.0	263,772	263,772
CC108			60,788	0	65,693	-341	-1.0	65,352	65,352
CC109			74,679	0	80,935	-540	-1.0	80,395	80,395
CC110			27,585	0	29,896	0	0.0	29,896	29,896
CC111			773,594	0	836,360	-4,666	-1.0	831,694	831,694
CC112			165,998	0	201,624	-1,143	-1.0	200,481	200,481
CC113			24,803	0	25,899	0	0.0	25,899	25,899
C1			5,404,148	0	5,458,734	-152,049	-3.0	5,306,685	5,306,685
C2			0	0	9,029,628	0	0.0	9,029,628	9,029,628
C3			0	0	1,160,242	0	0.0	1,160,242	1,160,242
C4			448,200	0	469,260	-15,471	-3.0	453,789	453,789
C5			70	0	71	13	16.0	84	0.084
C6			0	0	7,508,017	0	0.0	7,508,017	7,508,017
C7			0	0	14,326	0	0.0	14,326	14,326
C8			7,002,968	0	7,150,034	-39,837	-1.0	7,110,197	7,110,197
C9			320,810	0	335,697	-10,576	-3.0	325,121	325,121
Zone Total			352,736,185	40,351,286	353,031,352	-6,654,614		346,376,738	346,376,744

Jun-2013									
Zone	Date	KWH from NYISO	Total Unaccounted Load per Subzone						
4	Jun-13	895,155,612	-20,057,322						
Lse/Muni	PTID	NAME	CS Load	Load Mod	Total-load mod w/losses	Unaccounted	Percent	Total - load mod w/losses + unaccounted	Mwh to NYISO
DD1			371,881,718	73,094,071	326,125,274	-14,339,570	-5.0	311,785,704	311,785,702
DD2			8,339,322	0	9,039,830	-50,368	-1.0	8,989,462	8,989,462
DD3			89,727	0	97,257	-516	-1.0	96,741	96,741
DD4			4,508,833	0	4,887,565	-27,231	-1.0	4,860,334	4,860,334
DD5			134,490,874	0	140,767,118	-784,215	-1.0	139,982,903	139,982,903
DD6			27,540,969	0	29,136,075	-162,320	-1.0	28,973,755	28,973,755
DD7			4,468,569	0	4,849,776	-27,010	-1.0	4,822,766	4,822,766
DD8			1,899,660	0	2,035,618	-11,342	-1.0	2,024,276	2,024,276
DD9			232,646	0	252,187	-1,436	-1.0	250,751	250,751
DD10			2,741,326	0	2,971,584	-16,558	-1.0	2,955,026	2,955,026
DD11			707,591	0	767,033	-4,284	-1.0	762,749	762,749
DD12			7,591,750	0	7,751,172	-468,521	-6.0	7,282,651	7,282,651
DD13			715,019	0	773,570	-4,310	-1.0	769,260	769,260
DD14			65,746	0	71,271	-427	-1.0	70,844	70,844
DD15			253,025	0	274,275	-1,518	-1.0	272,757	272,757
DD16			43,373,252	0	45,728,838	-254,744	-1.0	45,474,094	45,474,094
DD17			30,824,853	0	32,961,593	-183,028	-1.0	32,778,565	32,778,565
DD18			7,388,117	0	7,768,014	-43,281	-1.0	7,724,733	7,724,733
DD19			16,342,953	0	17,494,000	-97,474	-1.0	17,396,526	17,396,526
DD20			57,946	0	62,803	-374	-1.0	62,429	62,429
DD21			3,125,685	0	3,306,384	-18,416	-1.0	3,287,968	3,287,968
DD22			25,241,953	0	26,802,148	-148,203	-1.0	26,653,945	26,653,945
DD23			1,292,748	0	1,401,328	-7,801	-1.0	1,393,527	1,393,527
DD24			10,084,829	0	10,925,640	-60,865	-1.0	10,864,775	10,864,775
DD25			27,044,421	0	29,148,480	-162,388	-1.0	28,986,092	28,986,092
DD26			67,591	0	69,986	-382	-1.0	69,604	69,604
DD27			29,330,980	0	30,622,729	-170,591	-1.0	30,452,138	30,452,138
DD28			3,011,625	0	3,194,506	-17,807	-1.0	3,176,699	3,176,699
DD29			1,301,980	0	1,363,185	-7,600	-1.0	1,355,585	1,355,585
DD30			50,214	0	54,425	-166	0.0	54,259	54,259
DD31			629,721	0	682,617	-3,819	-1.0	678,798	678,798
DD32			1,378,822	0	1,494,634	-8,328	-1.0	1,486,306	1,486,306
DD33			170,284	0	184,592	-1,026	-1.0	183,566	183,566
DD34			11,742,091	0	12,728,346	-70,925	-1.0	12,657,421	12,657,421
DD35			7,039,017	0	7,580,726	-42,222	-1.0	7,538,504	7,538,504
DD36			1,563,430	0	1,694,763	-9,443	-1.0	1,685,320	1,685,320
DD37			10,599,311	0	11,486,496	-63,986	-1.0	11,422,510	11,422,510
DD38			748,947	0	784,061	-4,265	-1.0	779,796	779,796
DD39			412,585	0	421,246	-2,350	-1.0	418,896	418,896
DD40			728,977	0	790,207	-4,400	-1.0	785,807	785,807
DD41			720	0	720	0	0.0	720	0.720
DD42			3,837,483	0	4,159,826	-23,188	-1.0	4,136,638	4,136,638
DD43			7,330,290	0	7,946,031	-44,272	-1.0	7,901,759	7,901,759
DD44			1,305,053	0	1,414,664	-7,873	-1.0	1,406,791	1,406,791
DD45			4,299,146	0	4,659,092	-25,957	-1.0	4,633,135	4,633,135
DD46			312,236	0	338,478	-1,895	-1.0	336,583	336,583
DD47			41,856,100	0	45,154,193	-251,559	-1.0	44,902,634	44,902,634
DD48			198,051	0	202,292	-1,125	-1.0	201,077	201,077
DD49			1,014,078	0	1,099,269	-6,117	-1.0	1,093,152	1,093,152
DD50			371,944	0	403,184	-2,244	-1.0	400,940	400,940
DD51			100,345	0	108,765	-720	-1.0	108,045	108,045
DD52			2,368,596	0	2,506,351	-13,962	-1.0	2,492,389	2,492,389
DD53			608	0	608	0	0.0	608	0.608
DD54			159	0	159	0	0.0	159	0.159
DD55			1,694	0	1,758	-13	-1.0	1,745	1,745
DD56			89	0	94	0	0.0	94	0.094
DD57			0	0	0	0	0.0	0	0.000
DD58			35	0	35	0	0.0	35	0.035
DD59			3,343	0	3,366	0	0.0	3,366	3.366
DD60			9	0	9	0	0.0	9	0.009
DD61			0	0	0	0	0.0	0	0.000
DD62			9	0	9	0	0.0	9	0.009
DD63			4,996	0	5,097	0	0.0	5,097	5.097
DD64			1,846,360	0	2,001,442	-11,143	-1.0	1,990,299	1,990,299
DD65			877,770	0	896,196	-4,993	-1.0	891,203	891,203
DD66			1,467,544	0	1,590,814	-8,853	-1.0	1,581,961	1,581,961
DD67			2,473,605	0	2,525,585	-13,922	-1.0	2,511,663	2,511,663
DD68			3,805,272	0	4,120,397	-22,954	-1.0	4,097,443	4,097,443
DD69			1,181,356	0	1,280,135	-7,124	-1.0	1,273,011	1,273,011
DD70			368,874	0	399,859	-2,228	-1.0	397,631	397,631
DD71			24	0	24	0	0.0	24	0.024
DD72			893,460	0	968,495	-5,382	-1.0	963,113	963,113
DD73			186,443	0	202,110	-1,108	-1.0	201,002	201,002
DD74			19,440	0	19,845	-107	-1.0	19,738	19,738
DD75			725,184	0	740,436	-4,137	-1.0	736,299	736,299
DD76			198,000	0	202,326	-1,045	-1.0	201,281	201,281
DD77			3,471,664	0	3,756,501	-20,940	-1.0	3,735,561	3,735,561
DD78			14,145	0	15,313	0	0.0	15,313	15,313
DD79			1,206,122	0	1,282,679	-7,149	-1.0	1,275,530	1,275,530
DD80			52,550	0	56,939	-200	0.0	56,739	56,739
DD81			5,181	0	5,776	0	0.0	5,776	5.776
DD82			38,308,134	0	40,485,829	-2,253,167	-6.0	38,232,662	38,232,662
DD83			140,287	0	152,046	-814	-1.0	151,232	151,232
DD84			492,309	0	533,650	-2,973	-1.0	530,677	530,677
DD85			56,704	0	61,478	-309	-1.0	61,169	61,169
DD86			1,616,533	0	1,752,330	-9,767	-1.0	1,742,563	1,742,563
DD87			70,867	0	76,610	-481	-1.0	76,129	76,129
DD88			42,043	0	45,577	-68	0.0	45,509	45,509
DD89			293,707	0	318,375	-1,774	-1.0	316,601	316,601
DD90			192,807	0	209,005	-1,189	-1.0	207,816	207,816
D1			0	0	2,319,114	0	0.0	2,319,114	2,319,114
D2			0	0	1,378,796	0	0.0	1,378,796	1,378,796
D3			0	0	0	0	0.0	0	0.000
D4			28,881	0	29,480	-1,508	-5.0	27,972	27,972
D5			60,532	0	63,363	-3,208	-5.0	60,155	60,155
D6			574,711	0	580,519	-3,272	-1.0	577,247	577,247
D7			451,398	0	455,368	-2,542	-1.0	452,826	452,826
D8			345,984	0	349,360	-1,948	-1.0	347,412	347,412
Zone Total			924,350,600	73,094,071	915,212,934	-20,057,320		895,155,614	895,155,612

Jun-2013									
Zone	Date	KWH from NYISO	Total Unaccounted Load per Subzone						
29	Jun-13	168,460,317	-7,726,211						
Lse/Muni	PTID	NAME	CSS Load	Load Mod	Total-load mod w/losses	Unaccounted	Percent	Total - load mod w/losses + unaccounted	Mwh to NYISO
EE1			69,189,977	211,532	74,641,558	-6,546,810	-10.0	68,094,748	68,094,756
EE2			1,535,747	0	1,664,750	-9,271	-1.0	1,655,479	1,655,479
EE3			4,576	0	5,418	0	0.0	5,418	5,418
EE4			718,465	0	778,819	-4,326	-1.0	774,493	774,493
EE5			5,810,117	0	6,191,925	-34,502	-1.0	6,157,423	6,157,423
EE6			5,239,826	0	5,642,982	-31,432	-1.0	5,611,550	5,611,550
EE7			400,234	0	433,864	-2,378	-1.0	431,486	431,486
EE8			694	0	694	0	0.0	694	0,694
EE9			2,193,942	0	2,367,816	-13,176	-1.0	2,354,640	2,354,640
EE10			7,414	0	8,031	0	0.0	8,031	8,031
EE11			697,865	0	756,155	-4,212	-1.0	751,943	751,943
EE12			11,762	0	12,718	0	0.0	12,718	12,718
EE13			1,677,419	0	1,782,150	-9,934	-1.0	1,772,216	1,772,216
EE14			151,681	0	163,293	-889	-1.0	162,404	162,404
EE15			152,572	0	165,392	-894	-1.0	164,498	164,498
EE16			270,770	0	293,313	-1,615	-1.0	291,698	291,698
EE17			232,123	0	251,619	-1,345	-1.0	250,274	250,274
EE18			22,353	0	24,254	0	0.0	24,254	24,254
EE19			916	0	916	0	0.0	916	0,916
EE20			5,668,641	0	5,953,733	-33,162	-1.0	5,920,571	5,920,571
EE21			6,949,132	0	7,296,329	-40,652	-1.0	7,255,677	7,255,677
EE22			1,500,629	0	1,548,221	-8,634	-1.0	1,539,587	1,539,587
EE23			1,421,935	0	1,541,369	-8,588	-1.0	1,532,781	1,532,781
EE24			7,077	0	7,796	0	0.0	7,796	7,796
EE25			1,817,861	0	1,928,752	-10,735	-1.0	1,918,017	1,918,017
EE26			2,327,126	0	2,470,638	-13,763	-1.0	2,456,875	2,456,875
EE27			2,956,157	0	3,191,173	-17,771	-1.0	3,173,402	3,173,402
EE28			2,736,356	0	2,974,166	-16,566	-1.0	2,957,600	2,957,600
EE29			1,581,398	0	1,706,908	-9,527	-1.0	1,697,381	1,697,381
EE30			5,553,586	0	5,553,586	-427,992	-8.0	5,125,594	5,125,594
EE31			818,655	0	818,655	-66,326	-9.0	752,329	752,329
EE32			76,303	0	77,802	-811	-1.0	77,191	77,191
EE33			4,867,416	0	4,969,563	-27,705	-1.0	4,941,878	4,941,878
EE34			2,487,116	0	2,631,008	-14,669	-1.0	2,616,339	2,616,339
EE35			10,107	0	10,880	-1	0.0	10,879	10,879
EE36			2,875,867	0	3,116,688	-17,358	-1.0	3,099,330	3,099,330
EE37			413,123	0	447,823	-2,478	-1.0	445,345	445,345
EE38			38,890	0	42,163	6	0.0	42,157	42,157
EE39			926,323	0	1,003,905	-5,575	-1.0	998,330	998,330
EE40			1,436,476	0	1,557,138	-8,678	-1.0	1,548,460	1,548,460
EE41			300,778	0	326,045	-1,853	-1.0	324,192	324,192
EE42			2,536,455	0	2,749,465	-15,314	-1.0	2,734,151	2,734,151
EE43			65,917	0	71,328	-431	-1.0	70,897	70,897
EE44			1,184	0	1,184	0	0.0	1,184	1,184
EE45			21,259	0	22,334	0	0.0	22,334	22,334
EE46			666,676	0	721,037	-4,021	-1.0	717,016	717,016
EE47			2,861,182	0	3,123,196	-17,405	-1.0	3,105,791	3,105,791
EE48			110,481	0	118,916	-733	-1.0	118,183	118,183
EE49			118,252	0	128,181	-750	-1.0	127,431	127,431
EE50			68,704	0	74,461	-462	-1.0	73,999	73,999
EE51			3,308,978	0	3,584,769	-19,965	-1.0	3,564,804	3,564,804
EE52			265,106	0	287,375	-1,621	-1.0	285,754	285,754
EE53			20,032	0	21,725	0	0.0	21,725	21,725
EE54			216,395	0	234,578	-1,406	-1.0	233,172	233,172
EE55			1,477,534	0	1,601,139	-8,935	-1.0	1,592,204	1,592,204
EE56			0	0	0	0	0.0	0	0,000
EE57			0	0	0	0	0.0	0	0,000
EE58			0	0	0	0	0.0	0	0,000
EE59			968,951	0	1,028,038	-5,777	-1.0	1,022,261	1,022,261
EE60			369,482	0	400,533	-2,231	-1.0	398,302	398,302
EE61			154,908	0	167,922	-949	-1.0	166,973	166,973
EE62			963,673	0	1,044,595	-5,816	-1.0	1,038,779	1,038,779
EE63			33,695	0	36,558	0	0.0	36,558	36,558
EE64			12,095	0	13,126	0	0.0	13,126	13,126
EE65			16,259	0	17,560	0	0.0	17,560	17,560
EE66			98,165	0	106,398	-714	-1.0	105,684	105,684
EE67			626,321	0	671,753	-3,747	-1.0	668,006	668,006
EE68			187,315	0	203,057	-1,120	-1.0	201,937	201,937
EE69			4,244	0	4,608	0	0.0	4,608	4,608
EE70			3,365	0	3,590	0	0.0	3,590	3,590
EE71			33,431	0	36,267	0	0.0	36,267	36,267
EE72			615,779	0	644,719	-3,581	-1.0	641,138	641,138
EE73			390,665	0	411,886	-2,295	-1.0	409,591	409,591
EE74			2,625,889	0	2,749,590	-231,240	-9.0	2,518,350	2,518,350
EE75			30,838	0	33,422	-142	0.0	33,280	33,280
EE76			67,020	0	72,641	-377	-1.0	72,264	72,264
EE77			2,971	0	3,050	0	0.0	3,050	3,050
EE78			90,468	0	98,068	-666	-1.0	97,372	97,372
EE79			146,983	0	159,333	-885	-1.0	158,448	158,448
EE80			96	0	96	0	0.0	96	0,096
EE81			259,807	0	281,625	-1,561	-1.0	280,064	280,064
EE82			74,579	0	80,840	-493	-1.0	80,347	80,347
EE83			43,519	0	47,174	-118	0.0	47,056	47,056
E1			0	0	8,181,794	0	0.0	8,181,794	8,181,794
E2			0	0	2,588,569	0	0.0	2,588,569	2,588,569
Zone Total			154,686,278	211,532	176,186,528	-7,726,219		168,460,309	168,460,317

Jun-2013									
Zone	Date	KWH from NYISO	Total Unaccounted Load per Subzone						
31	Jun-13	42,958,777	941,380						
Lse/Muni	PTID	NAME	CSS Load	Load Mod	Total-load mod w/losses	Unaccounted	Percent	Total - load mod w/losses + unaccounted	Mwh to NYISO
FF1			16,292,276	2,441,903	15,087,154	487,105	3.0	15,574,259	15,574,258
FF2			473,215	0	512,981	-2,866	-1.0	510,095	510,095
FF3			307,366	0	333,178	-1,854	-1.0	331,324	331,324
FF4			1,132,168	0	1,227,275	-6,846	-1.0	1,220,429	1,220,429
FF5			392,514	0	425,489	-2,334	-1.0	423,155	423,155
FF6			98,816	0	107,096	-763	-1.0	106,333	106,333
FF7			26,162	0	28,322	0	0.0	28,322	28,322
FF8			44,699	0	48,448	-70	0.0	48,378	48,378
FF9			170,645	0	184,973	-992	-1.0	183,981	183,981
FF10			8,997	0	9,720	0	0.0	9,720	9,720
FF11			854,314	0	920,821	-5,118	-1.0	915,703	915,703
FF12			7,183	0	7,903	0	0.0	7,903	7,903
FF13			300,160	0	324,748	-1,786	-1.0	322,962	322,962
FF14			249,863	0	270,852	-1,553	-1.0	269,299	269,299
FF15			245,910	0	266,566	-1,532	-1.0	265,034	265,034
FF16			712	0	712	0	0.0	712	0,712
FF17			105,900	0	114,772	-593	-1.0	114,179	114,179
FF18			25,463	0	27,586	0	0.0	27,586	27,586
FF19			1,028,213	0	1,114,570	-6,210	-1.0	1,108,360	1,108,360
FF20			1,003,452	0	1,068,466	-5,964	-1.0	1,062,502	1,062,502
FF21			1,945,152	0	2,063,815	-11,489	-1.0	2,052,326	2,052,326
FF22			35,184	0	38,162	0	0.0	38,162	38,162
FF23			131,359	0	142,437	-758	-1.0	141,679	141,679
FF24			11,441	0	12,429	0	0.0	12,429	12,429
FF25			310,765	0	336,872	-1,878	-1.0	334,994	334,994
FF26			311,152	0	337,304	-1,913	-1.0	335,391	335,391
FF27			81,720	0	89,580	-594	-1.0	87,986	87,986
FF28			94,779	0	102,738	-720	-1.0	102,018	102,018
FF29			20,488	0	22,246	0	0.0	22,246	22,246
FF30			158,463	0	171,787	-951	-1.0	170,836	170,836
FF31			108,931	0	118,085	-720	-1.0	117,365	117,365
FF32			946	0	1,045	0	0.0	1,045	1,045
FF33			7,738	0	8,458	0	0.0	8,458	8,458
FF34			11,381	0	12,325	0	0.0	12,325	12,325
FF35			854,054	0	925,792	-5,171	-1.0	920,621	920,621
FF36			8,967	0	9,721	0	0.0	9,721	9,721
FF37			91,968	0	99,680	-690	-1.0	98,990	98,990
FF38			4,722	0	4,722	0	0.0	4,722	4,722
FF39			0	0	0	0	0.0	0	0,000
FF40			11	0	11	0	0.0	11	0,011
FF41			1,743	0	1,933	0	0.0	1,933	1,933
FF42			3,902	0	3,903	0	0.0	3,903	3,903
FF43			67	0	67	0	0.0	67	0,067
FF44			0	0	0	0	0.0	0	0,000
FF45			205,753	0	223,046	-1,202	-1.0	221,844	221,844
FF46			120,346	0	122,876	-720	-1.0	122,156	122,156
FF47			44,729	0	48,461	-66	0.0	48,415	48,415
FF48			825,734	0	893,741	-4,966	-1.0	888,775	888,775
FF49			69,371	0	75,168	-488	-1.0	74,680	74,680
FF50			5,745	0	6,378	0	0.0	6,378	6,378
FF51			22,022	0	23,923	0	0.0	23,923	23,923
FF52			1,017	0	1,017	0	0.0	1,017	1,017
FF53			79,356	0	86,021	-598	-1.0	85,423	85,423
FF54			6,761	0	7,474	0	0.0	7,474	7,474
FF55			527,550	0	554,457	20,866	4.0	575,323	575,323
FF56			143,793	0	155,868	6,358	4.0	162,226	162,226
FF57			40,258	0	43,616	-148	0.0	43,468	43,468
FF58			39,293	0	42,591	-57	0.0	42,534	42,534
FF59			6,712	0	7,284	0	0.0	7,284	7,284
FF60			33,612	0	36,489	0	0.0	36,489	36,489
FF61			1,909	0	1,909	0	0.0	1,909	1,909
FF62			4,371	0	4,802	0	0.0	4,802	4,802
FF63			26,512	0	28,740	-74	0.0	28,666	28,666
FF64			22,591	0	24,491	-11	0.0	24,480	24,480
F1			12,841,284	0	13,045,281	498,767	4.0	13,544,048	13,544,048
Zone Total			42,031,737	2,441,903	42,017,397	941,381		42,958,778	42,958,777
Grand Total			2,885,383,140	122,977,008	3,044,878,780	-60,723,342		2,984,155,438	2,984,155

Jul-2013											
Zone	Date	KWH from NYISO		Total Unaccounted Load per Subzone							
1	Jul-13	1,085,049,962		745,087							
Use/Muni	PTID	NAME	CSS Load	Load Mod	Total-load mod w/losses	Unaccounted	Percent	Total - load mod w/losses + unaccounted	Mwh to NYISO		
AA1			301,068,812	461,854	324,293,477	3,316,257	1.0	327,609,734	327,609,720		
AA2			3,104,664	0	3,365,464	-27,146	-1.0	3,338,318	3,338,318		
AA3			2,730,165	0	2,959,505	-23,875	-1.0	2,935,630	2,935,630		
AA4			39,394,504	0	41,893,267	-337,880	-1.0	41,555,387	41,555,387		
AA5			31,160,724	0	32,890,182	-265,245	-1.0	32,624,937	32,624,937		
AA6			3,095,254	0	3,349,270	-27,025	-1.0	3,322,245	3,322,245		
AA7			9,003,418	0	9,713,389	-78,337	-1.0	9,635,052	9,635,052		
AA8			12,280	0	13,303	-55	0.0	13,248	13,248		
AA9			3,659,067	0	3,962,086	-31,953	-1.0	3,930,133	3,930,133		
AA10			4,451,374	0	4,781,626	-38,558	-1.0	4,743,068	4,743,068		
AA11			19,312,011	0	20,484,849	-165,213	-1.0	20,319,636	20,319,636		
AA12			16,121,373	0	16,600,374	-133,890	-1.0	16,466,484	16,466,484		
AA13			3,339,497	0	3,496,459	-28,188	-1.0	3,468,271	3,468,271		
AA14			7,885,048	0	8,401,304	-67,762	-1.0	8,333,542	8,333,542		
AA15			627,483	0	640,780	-8,420	-1.0	632,360	632,360		
AA16			3,541,756	0	3,772,540	-30,425	-1.0	3,742,115	3,742,115		
AA17			3,344,584	0	3,619,366	-29,188	-1.0	3,590,178	3,590,178		
AA18			2,896,426	0	3,118,861	-25,154	-1.0	3,093,707	3,093,707		
AA19			138,283	0	149,903	-1,196	-1.0	148,717	148,717		
AA20			8,698,802	0	9,146,488	-73,768	-1.0	9,072,720	9,072,720		
AA21			41,525,144	0	44,405,440	-358,137	-1.0	44,047,303	44,047,303		
AA22			13,922,535	0	14,824,752	-119,559	-1.0	14,705,193	14,705,193		
AA23			955,781	0	1,025,647	-8,290	-1.0	1,017,367	1,017,367		
AA24			3,905,115	0	3,987,122	-32,159	-1.0	3,954,963	3,954,963		
AA25			6,465,139	0	6,979,727	-56,279	-1.0	6,923,448	6,923,448		
AA26			139,865	0	151,608	-1,212	-1.0	150,396	150,396		
AA27			5,057,040	0	5,319,479	-42,862	-1.0	5,276,597	5,276,597		
AA28			14,782,937	0	15,564,304	-125,633	-1.0	15,438,771	15,438,771		
AA29			29,022,562	0	30,994,353	-249,974	-1.0	30,744,379	30,744,379		
AA30			8,639,770	0	9,360,749	-75,484	-1.0	9,285,265	9,285,265		
AA31			5,961,131	0	6,436,797	-51,929	-1.0	6,384,868	6,384,868		
AA32			0	0	0	0	0.0	0	0		
AA33			0	0	0	0	0.0	0	0		
AA34			425,283	0	445,262	-3,553	-1.0	441,709	441,709		
AA35			203,621	0	213,211	-1,623	-1.0	211,588	211,588		
AA36			40,999	0	43,010	-255	-1.0	42,755	42,755		
AA37			1,604,687	0	1,680,103	-137,615	-1.0	1,666,588	1,666,588		
AA38			272,760	0	285,615	-2,243	-1.0	283,372	283,372		
AA39			17,833	0	18,750	0	0.0	18,750	18,750		
AA40			412,212	0	431,602	-3,499	-1.0	428,103	428,103		
AA41			365,184	0	372,327	-3,044	-1.0	369,883	369,883		
AA42			1,491,857	0	1,583,114	-127,668	-1.0	1,570,346	1,570,346		
AA43			1,394,447	0	1,474,336	-34,585	-1.0	1,508,921	1,508,921		
AA44			144,876	0	147,880	-1,116	-1.0	146,764	146,764		
AA45			880,486	0	934,209	-7,549	-1.0	926,660	926,660		
AA46			2,248,917	0	2,360,683	-19,042	-1.0	2,341,641	2,341,641		
AA47			1,217,797	0	1,287,864	-10,388	-1.0	1,277,476	1,277,476		
AA48			17,206,783	0	18,592,188	-149,951	-1.0	18,442,237	18,442,237		
AA49			1,555,714	0	1,686,393	-13,008	-1.0	1,672,785	1,672,785		
AA50			151,176	0	163,867	-1,276	-1.0	162,591	162,591		
AA51			4,411,341	0	4,781,711	-38,580	-1.0	4,743,131	4,743,131		
AA52			3,218,147	0	3,488,482	-28,143	-1.0	3,460,339	3,460,339		
AA53			665,974	0	721,580	-5,819	-1.0	715,761	715,761		
AA54			5,333,061	0	5,744,570	-46,331	-1.0	5,698,239	5,698,239		
AA55			271,125	0	283,912	-2,359	-1.0	281,553	281,553		
AA56			2,153,109	0	2,302,984	-18,581	-1.0	2,284,403	2,284,403		
AA57			19,423	0	21,159	0	0.0	21,159	21,159		
AA58			193,707	0	207,880	-1,637	-1.0	206,043	206,043		
AA59			211,740	0	227,558	-1,825	-1.0	225,733	225,733		
AA60			356,784	0	381,492	-3,094	-1.0	378,408	378,408		
AA61			1,118,615	0	1,206,442	-9,726	-1.0	1,196,716	1,196,716		
AA62			792,252	0	848,259	-6,832	-1.0	841,427	841,427		
AA63			2,382,305	0	2,582,410	-20,837	-1.0	2,561,573	2,561,573		
AA64			9,699,911	0	10,514,700	-84,789	-1.0	10,429,911	10,429,911		
AA65			750,599	0	813,647	-6,560	-1.0	807,087	807,087		
AA66			656,043	0	711,147	-5,736	-1.0	705,411	705,411		
AA67			152,261	0	164,958	-1,335	-1.0	163,623	163,623		
AA68			13,107,759	0	14,208,815	-114,997	-1.0	14,093,818	14,093,818		
AA69			69,700	0	73,123	-795	-1.0	72,328	72,328		
AA70			2,624,473	0	2,736,534	-22,072	-1.0	2,714,462	2,714,462		
AA71			19,557	0	21,249	0	0.0	21,249	21,249		
AA72			1,257,008	0	1,359,369	-10,952	-1.0	1,348,417	1,348,417		
AA73			1,785,829	0	1,933,602	-15,596	-1.0	1,918,006	1,918,006		
AA74			473,880	0	496,179	-3,987	-1.0	492,192	492,192		
AA75			1,284,878	0	1,392,804	-11,230	-1.0	1,381,574	1,381,574		
AA76			650,035	0	696,225	-4,807	-1.0	691,418	691,418		
AA77			25,615	0	26,289	0	0.0	26,289	26,289		
AA78			2,486,344	0	2,694,258	-21,735	-1.0	2,672,523	2,672,523		
AA79			28,557	0	30,951	0	0.0	30,951	30,951		
AA80			7,550	0	8,294	0	0.0	8,294	8,294		
AA81			299,102	0	324,222	-2,576	-1.0	321,646	321,646		
AA82			99,036	0	104,814	-736	-1.0	104,078	104,078		
AA83			8,631,432	0	9,302,873	-75,032	-1.0	9,227,841	9,227,841		
AA84			517,164	0	560,615	-4,518	-1.0	556,097	556,097		
AA85			749,905	0	801,549	-6,479	-1.0	795,070	795,070		
AA86			52,200	0	56,645	-542	-1.0	56,103	56,103		
AA87			6,421,674	0	6,917,024	-55,781	-1.0	6,861,243	6,861,243		
AA88			8,900,700	0	9,322,513	143,071	2.0	9,465,584	9,465,584		
AA89			267,418	0	289,882	-2,323	-1.0	287,559	287,559		
AA90			4,491	0	4,916	0	0.0	4,916	4,916		
AA91			20,192	0	21,935	0	0.0	21,935	21,935		
AA92			651,833	0	706,590	-5,688	-1.0	700,902	700,902		
AA93			126,067	0	136,656	-1,098	-1.0	135,558	135,558		
AA94			83,947	0	90,996	-699	-1.0	90,297	90,297		
AA95			224,694	0	242,852	-1,973	-1.0	240,879	240,879		
AA96			351,438	0	380,957	-3,070	-1.0	377,887	377,887		
AA97			47,270	0	51,237	-405	-1.0	50,832	50,832		
AA98			63,243	0	68,553	-689	-1.0	67,864	67,864		
AA99			68,192,557	0	70,022,783	158,793	0.0	70,181,576	70,181,576		
AA100			199,376,439	0	204,337,390	443,704	0.0	204,786,094	204,786,094		
A1			2,290,894	0	2,355,676	52,183	2.0	2,407,859	2,407,859		
A2			0	0	17,182,728	0	0.0	17,182,728	17,182,728		
A3			0	0	2,302,175	0	0.0	2,302,175	2,302,175		
A4			0	0	10,771,079	0	0.0	10,771,079	10,771,079		
A5			0	0	0	0	0.0	0	0		
A6			0	0	18,756,941	0	0.0	18,756,941	18,756,941		
A7			0	0	1,137,632	0	0.0	1,137,632	1,137,632		
A8			0	0	69,774	-812	-1.0	68,962	68,962		
Zone Total			976,951,664	461,854	1,084,304,875	745,101		1,085,049,976	1,085,049,962		

Jul-2013										
Zone	Date	KWH from NYISO			Total Unaccounted Load per Subzone					
2	Jul-13	694,002,298			4,862,228					
Use/Muni	PTID	NAME	CSS Load	Load Mod	Total-load mod w/losses	Unaccounted	Percent	Total - load mod w/losses + unaccounted	Mwh to NYISO	
BB1			266,956,209	5,927,507	281,631,802	5,994,050	2.0	287,625,852	287,625,852	
BB2			5,445,151	0	5,902,549	-47,601	-1.0	5,854,948	5,854,948	
BB3			661,159	0	700,576	-5,660	-1.0	694,916	694,916	
BB4			3,605,128	0	3,907,945	-31,528	-1.0	3,876,417	3,876,417	
BB5			49,717,772	0	53,208,686	-429,120	-1.0	52,779,566	52,779,566	
BB6			10,959,614	0	11,830,026	-95,411	-1.0	11,734,615	11,734,615	
BB7			2,146,801	0	2,324,372	-18,742	-1.0	2,305,630	2,305,630	
BB8			1,235,583	0	1,335,922	-10,773	-1.0	1,325,149	1,325,149	
BB9			3,946,563	0	4,278,067	-34,504	-1.0	4,243,563	4,243,563	
BB10			3,611,293	0	3,906,781	-31,516	-1.0	3,875,265	3,875,265	
BB11			175,144	0	189,853	-1,509	-1.0	188,344	188,344	
BB12			59,826	0	64,843	-637	-1.0	64,206	64,206	
BB13			691,199	0	729,004	-5,885	-1.0	723,119	723,119	
BB14			30,053,290	0	31,997,084	-257,984	-1.0	31,729,100	31,729,100	
BB15			25,215,972	0	26,827,446	-216,344	-1.0	26,611,102	26,611,102	
BB16			9,776,336	0	10,087,954	-81,374	-1.0	10,006,580	10,006,580	
BB17			3,495,328	0	3,785,262	-30,544	-1.0	3,754,718	3,754,718	
BB18			13,154	0	14,267	0	0.0	14,267	14,267	
BB19			15,084,386	0	15,788,589	-127,346	-1.0	15,661,243	15,661,243	
BB20			20,443,711	0	21,550,806	-173,821	-1.0	21,376,985	21,376,985	
BB21			4,130,027	0	4,424,006	-35,678	-1.0	4,388,328	4,388,328	
BB22			5,457,395	0	5,915,812	-47,717	-1.0	5,867,895	5,867,895	
BB23			9,802,367	0	10,548,666	-85,066	-1.0	10,463,600	10,463,600	
BB24			1,232,028	0	1,257,908	-10,161	-1.0	1,247,747	1,247,747	
BB25			1,411,068	0	1,440,714	-11,655	-1.0	1,429,059	1,429,059	
BB26			4,115	0	4,115	0	0.0	4,115	4,115	
BB27			97,488	0	99,602	-872	-1.0	98,730	98,730	
BB28			0	0	0	0	0.0	0	0	
BB29			2,857,392	0	2,917,467	-23,537	-1.0	2,893,930	2,893,930	
BB30			0	0	0	0	0.0	0	0	
BB31			2,287,278	0	2,335,380	-18,824	-1.0	2,316,556	2,316,556	
BB32			36	0	36	0	0.0	36	36	
BB33			1,615,279	0	1,721,067	-13,882	-1.0	1,707,185	1,707,185	
BB34			1,266,616	0	1,343,881	-10,854	-1.0	1,333,027	1,333,027	
BB35			43,862	0	46,772	-481	-1.0	46,291	46,291	
BB36			2,001,112	0	2,169,194	-17,495	-1.0	2,151,699	2,151,699	
BB37			862,778	0	935,253	-7,547	-1.0	927,706	927,706	
BB38			94,353	0	102,272	-803	-1.0	101,469	101,469	
BB39			2,844,388	0	3,083,318	-24,863	-1.0	3,058,455	3,058,455	
BB40			3,598,717	0	3,900,987	-31,473	-1.0	3,869,514	3,869,514	
BB41			890,098	0	964,363	-7,775	-1.0	957,088	957,088	
BB42			10,077,192	0	10,916,344	-88,041	-1.0	10,828,303	10,828,303	
BB43			230,955	0	250,342	-2,036	-1.0	248,306	248,306	
BB44			2,943	0	2,994	0	0.0	2,994	2,994	
BB45			1,690,717	0	1,724,336	-13,919	-1.0	1,710,417	1,710,417	
BB46			8,035,832	0	8,710,840	-70,239	-1.0	8,640,601	8,640,601	
BB47			2,811,740	0	3,029,580	-24,419	-1.0	3,005,161	3,005,161	
BB48			1,010,820	0	1,095,724	-8,331	-1.0	1,086,893	1,086,893	
BB49			304,020	0	328,518	-2,649	-1.0	325,869	325,869	
BB50			988	0	992	0	0.0	992	992	
BB51			6,510	0	6,986	0	0.0	6,986	6,986	
BB52			13,556,639	0	14,695,398	-118,517	-1.0	14,576,881	14,576,881	
BB53			897,099	0	972,442	-7,842	-1.0	964,600	964,600	
BB54			428,865	0	464,881	-3,742	-1.0	461,139	461,139	
BB55			937	0	937	0	0.0	937	937	
BB56			2,190,398	0	2,355,155	-18,998	-1.0	2,336,157	2,336,157	
BB57			2,764	0	2,881	0	0.0	2,881	2,881	
BB58			3,616	0	3,616	0	0.0	3,616	3,616	
BB59			18,734	0	19,831	-157	-1.0	19,674	19,674	
BB60			85	0	89	-1	-1.0	88	88	
BB61			1,041	0	1,090	0	0.0	1,090	1,090	
BB62			8,774	0	9,169	-46	-1.0	9,123	9,123	
BB63			622	0	635	-3	-1.0	632	632	
BB64			6,748,687	0	6,890,413	-55,565	-1.0	6,834,848	6,834,848	
BB65			1,001,152	0	1,085,240	-8,750	-1.0	1,076,490	1,076,490	
BB66			920,152	0	997,440	-8,056	-1.0	989,384	989,384	
BB67			1,882,585	0	1,922,115	-15,541	-1.0	1,906,574	1,906,574	
BB68			2,365,069	0	2,563,731	-20,684	-1.0	2,543,047	2,543,047	
BB69			395,823	0	429,067	-3,451	-1.0	425,616	425,616	
BB70			153,707	0	166,622	-1,307	-1.0	165,315	165,315	
BB71			892,567	0	967,535	-7,799	-1.0	959,736	959,736	
BB72			333,661	0	361,698	-2,939	-1.0	358,759	358,759	
BB73			29,361	0	31,834	58	0.0	31,776	31,776	
BB74			1,371,184	0	1,486,357	-11,993	-1.0	1,474,364	1,474,364	
BB75			228	0	228	0	0.0	228	0.228	
BB76			14,792	0	16,075	0	0.0	16,075	16,075	
BB77			48,290	0	52,335	-441	-1.0	51,894	51,894	
BB78			39,240	0	42,494	-239	-1.0	42,255	42,255	
BB79			104,913	0	113,726	-970	-1.0	112,756	112,756	
BB80			1,736,525	0	1,839,852	-14,839	-1.0	1,825,013	1,825,013	
BB81			12,694	0	13,762	0	0.0	13,762	13,762	
BB82			8,874,979	0	9,297,253	208,308	2.0	9,503,561	9,503,561	
BB83			215,466	0	233,557	-1,897	-1.0	231,660	231,660	
BB84			3,664	0	3,664	0	0.0	3,664	3,664	
BB85			107,024	0	116,005	-938	-1.0	115,067	115,067	
BB86			267,898	0	290,380	-2,347	-1.0	288,033	288,033	
BB87			128,017	0	138,757	-1,106	-1.0	137,651	137,651	
BB88			676	0	921	0	0.0	921	0.921	
BB89			132,773	0	143,926	-1,160	-1.0	142,766	142,766	
BB90			316,767	0	343,371	-2,783	-1.0	340,588	340,588	
BB91			27,522	0	29,843	-198	-1.0	29,645	29,645	
BB92			28,321	0	30,687	-1	0.0	30,686	30,686	
BB93			256,809	0	262,158	-1,961	-1.0	260,197	260,197	
B1			49,751,560	0	50,254,104	1,135,315	2.0	51,389,419	51,389,419	
B2			0	0	36,898,383	0	0.0	36,898,383	36,898,383	
B3			0	0	4,260,898	0	0.0	4,260,898	4,260,898	
Zone Total			613,133,215	5,927,507	689,140,070	4,862,228	694,002,298	694,002,298	694,002,298	

Jul-2013										
Zone	Date	KWH from NYISO			Total Unaccounted Load per Subzone					
3	Jul-13	426,527,972			11,588,514					
Use/Num	PTID	NAME	CSS Load	Load Mod	Total-load mod w/losses	Unaccounted	Percent	Total - load mod w/losses + unaccounted	Mwh to NYISO	
CC1			186,196,935	34,139,562	164,742,493	11,568,807	7.0	176,311,300	176,311,307	
CC2			4,592,272	0	4,978,017	-40,151	-1.0	4,937,866	4,937,866	
CC3			20,394	0	22,135	0	0.0	22,135	22,135	
CC4			2,588,172	0	2,805,348	-22,626	-1.0	2,782,722	2,782,722	
CC5			29,087,947	0	30,883,102	-249,066	-1.0	30,634,036	30,634,036	
CC6			13,643,466	0	14,586,360	-117,633	-1.0	14,468,727	14,468,727	
CC7			1,479,130	0	1,601,256	-12,915	-1.0	1,588,341	1,588,341	
CC8			411,365	0	444,754	-3,601	-1.0	441,153	441,153	
CC9			104,680	0	113,440	-861	-1.0	112,579	112,579	
CC10			2,344,174	0	2,541,103	-20,490	-1.0	2,520,613	2,520,613	
CC11			886,163	0	955,646	-7,707	-1.0	947,939	947,939	
CC12			393,763	0	426,834	-3,446	-1.0	423,388	423,388	
CC13			155	0	167	0	0.0	167	0,167	
CC14			2,858,625	0	3,096,743	-24,970	-1.0	3,071,773	3,071,773	
CC15			52,156	0	56,533	-543	-1.0	55,990	55,990	
CC16			25,285,985	0	26,755,684	-215,775	-1.0	26,539,909	26,539,909	
CC17			8,456,639	0	9,105,595	-73,436	-1.0	9,032,159	9,032,159	
CC18			935,704	0	1,014,302	-8,179	-1.0	1,006,123	1,006,123	
CC19			2,247,322	0	2,436,097	-19,658	-1.0	2,416,439	2,416,439	
CC20			12,817	0	13,907	0	0.0	13,907	13,907	
CC21			3,996,060	0	4,227,625	-34,084	-1.0	4,193,541	4,193,541	
CC22			9,363,872	0	9,888,729	-79,745	-1.0	9,808,984	9,808,984	
CC23			1,613,599	0	1,747,897	-14,092	-1.0	1,733,805	1,733,805	
CC24			6,500,620	0	7,040,461	-56,792	-1.0	6,983,669	6,983,669	
CC25			8,354,481	0	8,915,144	-71,901	-1.0	8,843,243	8,843,243	
CC26			90,144	0	92,022	-792	-1.0	91,230	91,230	
CC27			171,626	0	175,344	-1,488	-1.0	173,856	173,856	
CC28			6,770,703	0	7,201,450	-58,080	-1.0	7,143,361	7,143,361	
CC29			2,817	0	2,857	0	0.0	2,857	2,857	
CC30			84,828	0	91,937	-789	-1.0	91,148	91,148	
CC31			267,715	0	290,215	-2,284	-1.0	287,931	287,931	
CC32			663,459	0	719,192	-5,795	-1.0	713,397	713,397	
CC33			261,302	0	266,786	-2,157	-1.0	264,629	264,629	
CC34			78,223	0	84,791	-744	-1.0	84,047	84,047	
CC35			2,869,135	0	3,110,136	-25,094	-1.0	3,085,042	3,085,042	
CC36			4,799,622	0	5,202,792	-41,963	-1.0	5,160,829	5,160,829	
CC37			868,744	0	924,468	-5,639	-1.0	918,829	918,829	
CC38			6,273,534	0	6,784,671	-54,708	-1.0	6,729,963	6,729,963	
CC39			171,695	0	186,128	-1,506	-1.0	184,622	184,622	
CC40			11,797	0	13,003	0	0.0	13,003	13,003	
CC41			0	0	0	0	0.0	0	0,000	
CC42			1,180,068	0	1,279,195	-10,325	-1.0	1,268,870	1,268,870	
CC43			6,294,524	0	6,823,269	-55,025	-1.0	6,768,244	6,768,244	
CC44			227,075	0	246,158	-2,010	-1.0	244,148	244,148	
CC45			664,251	0	611,648	-4,945	-1.0	606,703	606,703	
CC46			126,530	0	137,155	-1,068	-1.0	136,087	136,087	
CC47			19,883,171	0	21,551,859	-173,816	-1.0	21,378,043	21,378,043	
CC48			686,587	0	744,242	-6,004	-1.0	738,238	738,238	
CC49			189,829	0	205,769	-1,688	-1.0	204,081	204,081	
CC50			181,358	0	196,580	-1,640	-1.0	194,940	194,940	
CC51			1,172,640	0	1,271,134	-10,247	-1.0	1,260,887	1,260,887	
CC52			0	0	0	0	0.0	0	0,000	
CC53			0	0	0	0	0.0	0	0,000	
CC54			0	0	0	0	0.0	0	0,000	
CC55			0	0	0	0	0.0	0	0,000	
CC56			0	0	0	0	0.0	0	0,000	
CC57			194	0	202	0	0.0	202	0,202	
CC58			0	0	0	0	0.0	0	0,000	
CC59			0	0	0	0	0.0	0	0,000	
CC60			12	0	12	0	0.0	12	0,012	
CC61			6,021	0	6,144	0	0.0	6,144	6,144	
CC62			0	0	0	0	0.0	0	0,000	
CC63			0	0	0	0	0.0	0	0,000	
CC64			16	0	17	0	0.0	17	0,017	
CC65			6	0	6	0	0.0	6	0,006	
CC66			6,850	0	7,394	0	0.0	7,394	7,394	
CC67			0	0	0	0	0.0	0	0,000	
CC68			478	0	502	0	0.0	502	0,502	
CC69			21,434	0	21,775	-21	0.0	21,754	21,754	
CC70			130	0	130	0	0.0	130	0,130	
CC71			246	0	250	0	0.0	250	0,250	
CC72			0	0	0	0	0.0	0	0,000	
CC73			64	0	64	0	0.0	64	0,064	
CC74			16	0	16	0	0.0	16	0,016	
CC75			7	0	7	0	0.0	7	0,007	
CC76			5,728	0	5,934	0	0.0	5,934	5,934	
CC77			101	0	104	0	0.0	104	0,104	
CC78			0	0	0	0	0.0	0	0,000	
CC79			46	0	48	0	0.0	48	0,048	
CC80			0	0	0	0	0.0	0	0,000	
CC81			106	0	112	0	0.0	112	0,112	
CC82			19	0	19	0	0.0	19	0,019	
CC83			14	0	14	0	0.0	14	0,014	
CC84			0	0	0	0	0.0	0	0,000	
CC85			13	0	13	0	0.0	13	0,013	
CC86			12	0	12	0	0.0	12	0,012	
CC87			0	0	0	0	0.0	0	0,000	
CC88			0	0	0	0	0.0	0	0,000	
CC89			1,031,106	0	1,117,709	-9,018	-1.0	1,108,691	1,108,691	
CC90			531,752	0	576,411	-4,648	-1.0	571,763	571,763	
CC91			2,782,490	0	3,016,219	-24,326	-1.0	2,991,893	2,991,893	
CC92			566,108	0	613,660	-4,949	-1.0	608,711	608,711	
CC93			124,106	0	134,526	-1,078	-1.0	133,448	133,448	
CC94			258,141	0	279,822	-2,255	-1.0	277,567	277,567	
CC95			104,790	0	113,587	-923	-1.0	112,664	112,664	
CC96			782,094	0	847,345	-6,862	-1.0	840,483	840,483	
CC97			800	0	800	0	0.0	800	0,800	
CC98			1,831	0	1,831	0	0.0	1,831	1,831	
CC99			49,888	0	54,074	-507	-1.0	53,567	53,567	
CC100			36,531	0	39,594	-190	0.0	39,404	39,404	
CC101			45,036	0	45,984	-368	-1.0	45,616	45,616	
CC102			171,010	0	181,427	-1,487	-1.0	179,940	179,940	
CC103			373,720	0	405,129	-3,278	-1.0	401,851	401,851	
CC104			909	0	909	0	0.0	909	0,909	
CC105			13,149,389	0	13,712,465	-1,123,340	-8.0	14,835,805	14,835,805	
CC106			368,204	0	399,135	-3,222	-1.0	395,913	395,913	
CC107			26,674	0	28,919	-195	-1.0	28,724	28,724	
CC108			101,687	0	110,227	-885	-1.0	109,342	109,342	
CC109			72,558	0	76,643	-744	-1.0	77,899	77,899	
CC110			30,898	0	33,483	-44	0.0	33,439	33,439	
CC111			347	0	347	0	0.0	347	0,347	
CC112			977,349	0	1,057,251	-8,528	-1.0	1,048,723	1,048,723	
CC113			290,334	0	314,735	-2,529	-1.0	312,206	312,206	
CC114			30,363	0	32,928	-227	-1.0	32,701	32,701	
CC115			33,538	0	36,368	-135	0.0	36,233	36,233	
C1			5,946,476	0	6,006,539	507,330	8.0	6,513,869	6,513,869	
C2			0	0	9,336,008	0	0.0	9,336,008	9,336,008	
C3			0	0	2,568,289	0	0.0	2,568,289	2,568,289	
C4			530,658	0	555,768	44,451	7.0	600,219	600,219	
C5			1,150	0	1,175	149	11.0	1,324	1,324	
C6			0	0	8,470,003	0	0.0	8,470,003	8,470,003	
C7			0	0	4,721	0	0.0	4,721	4,721	
C8			7,800,173	0	7,983,967	-64,237	-1.0	7,899,730	7,899,730	
C9			329,210	0	344,512	30,801	8.0	375,313	375,313	
Zone Total			401,888,584	34,139,562	414,939,458	11,588,507		426,527,965	426,527,972	

Jul-2013										
Zone	Date	KWH from NYISO			Total Unaccounted Load per Subzone					
4	Jul-13	1,111,545,299			24,723,539					
Use/Muni	PTID	NAME	CSS Load	Load Mod	Total-load mod w/losses	Unaccounted	Percent	Total - load mod w/losses + unaccounted	Mwh to NYISO	
DD1			455,573,819	70,855,229	419,154,740	27,060,491	6.0	446,215,231	446,215,236	
DD2			10,144,986	0	10,997,171	-88,702	-1.0	10,908,469	10,908,469	
DD3			95,532	0	103,539	-718	-1.0	102,821	102,821	
DD4			5,487,802	0	5,948,791	-47,992	-1.0	5,900,799	5,900,799	
DD5			140,153,614	0	146,760,160	-1,163,614	-1.0	145,576,546	145,576,546	
DD6			34,573,077	0	36,709,644	-296,073	-1.0	36,413,571	36,413,571	
DD7			5,360,220	0	5,783,182	-46,656	-1.0	5,736,526	5,736,526	
DD8			2,201,345	0	2,359,538	-19,027	-1.0	2,340,511	2,340,511	
DD9			61,056	0	66,840	-556	-1.0	66,284	66,284	
DD10			3,400,283	0	3,685,901	-29,730	-1.0	3,656,171	3,656,171	
DD11			781,962	0	847,634	-6,840	-1.0	840,794	840,794	
DD12			7,463,657	0	7,620,389	-484,453	-6.0	8,104,842	8,104,842	
DD13			857,059	0	927,297	-7,477	-1.0	919,820	919,820	
DD14			56,810	0	61,612	-660	-1.0	60,952	60,952	
DD15			399,056	0	432,575	-3,498	-1.0	429,077	429,077	
DD16			53,233,637	0	55,999,832	-451,631	-1.0	55,548,201	55,548,201	
DD17			33,978,801	0	36,344,340	-293,114	-1.0	36,051,226	36,051,226	
DD18			8,060,905	0	8,457,362	-68,200	-1.0	8,389,162	8,389,162	
DD19			19,114,793	0	20,465,806	-165,051	-1.0	20,300,755	20,300,755	
DD20			67,172	0	72,811	-717	-1.0	72,094	72,094	
DD21			3,745,372	0	3,961,906	-31,947	-1.0	3,929,959	3,929,959	
DD22			29,004,143	0	30,584,375	-246,671	-1.0	30,337,704	30,337,704	
DD23			1,495,818	0	1,621,474	-13,066	-1.0	1,608,388	1,608,388	
DD24			11,904,602	0	12,897,634	-104,039	-1.0	12,793,595	12,793,595	
DD25			31,856,729	0	34,328,945	-276,873	-1.0	34,052,072	34,052,072	
DD26			4,450	0	4,543	-37	-1.0	4,506	4,506	
DD27			33,304,123	0	34,754,993	-260,305	-1.0	34,474,688	34,474,688	
DD28			3,518,979	0	3,731,760	-30,104	-1.0	3,701,676	3,701,676	
DD29			1,208,551	0	1,265,361	-10,207	-1.0	1,255,154	1,255,154	
DD30			60,448	0	65,502	-739	-1.0	64,763	64,763	
DD31			764,810	0	820,054	-6,685	-1.0	813,369	813,369	
DD32			1,655,725	0	1,794,810	-14,479	-1.0	1,780,331	1,780,331	
DD33			213,882	0	231,847	-1,885	-1.0	229,962	229,962	
DD34			13,931,784	0	15,101,365	-121,797	-1.0	14,979,568	14,979,568	
DD35			8,235,495	0	8,870,692	-71,550	-1.0	8,799,142	8,799,142	
DD36			1,867,860	0	2,024,766	-16,339	-1.0	2,008,427	2,008,427	
DD37			12,711,166	0	13,775,568	-111,104	-1.0	13,664,464	13,664,464	
DD38			435,500	0	444,642	-3,585	-1.0	441,057	441,057	
DD39			379,853	0	387,831	-3,129	-1.0	384,702	384,702	
DD40			1,000,247	0	1,084,281	-8,751	-1.0	1,075,530	1,075,530	
DD41			750	0	750	0	0.0	750	750	
DD42			4,628,534	0	5,017,329	-40,466	-1.0	4,976,863	4,976,863	
DD43			9,229,224	0	10,004,471	-80,700	-1.0	9,923,771	9,923,771	
DD44			1,485,880	0	1,610,688	-12,997	-1.0	1,597,691	1,597,691	
DD45			5,293,515	0	5,736,882	-46,270	-1.0	5,690,612	5,690,612	
DD46			315,994	0	342,534	-2,758	-1.0	339,776	339,776	
DD47			51,649,348	0	55,986,561	-451,545	-1.0	55,535,016	55,535,016	
DD48			173,443	0	177,082	-1,456	-1.0	175,626	175,626	
DD49			1,304,424	0	1,413,997	-11,403	-1.0	1,402,594	1,402,594	
DD50			490,787	0	532,020	-4,299	-1.0	527,721	527,721	
DD51			115,813	0	125,540	-974	-1.0	124,566	124,566	
DD52			1,948,450	0	2,088,799	-16,844	-1.0	2,071,955	2,071,955	
DD53			3,394	0	3,398	0	0.0	3,398	3,398	
DD54			1,446	0	1,445	0	0.0	1,445	1,445	
DD55			0	0	0	0	0.0	0	0	
DD56			591	0	614	-1	0.0	613	613	
DD57			0	0	0	0	0.0	0	0	
DD58			398	0	398	0	0.0	398	398	
DD59			1,867	0	1,876	0	0.0	1,876	1,876	
DD60			0	0	0	0	0.0	0	0	
DD61			0	0	0	0	0.0	0	0	
DD62			0	0	0	0	0.0	0	0	
DD63			0	0	0	0	0.0	0	0	
DD64			2,193,759	0	2,378,024	-19,181	-1.0	2,358,843	2,358,843	
DD65			11,394	0	11,633	-94	-1.0	11,539	11,539	
DD66			1,747,012	0	1,893,751	-15,263	-1.0	1,878,488	1,878,488	
DD67			2,034,194	0	2,076,884	-16,701	-1.0	2,060,183	2,060,183	
DD68			4,939,698	0	5,350,116	-43,149	-1.0	5,306,967	5,306,967	
DD69			1,367,505	0	1,481,856	-11,952	-1.0	1,469,904	1,469,904	
DD70			446,092	0	483,555	-3,909	-1.0	479,646	479,646	
DD71			1,246,635	0	1,351,372	-10,896	-1.0	1,340,476	1,340,476	
DD72			225,055	0	243,961	-1,985	-1.0	241,976	241,976	
DD73			0	0	0	0	0.0	0	0	
DD74			282,528	0	288,465	-2,328	-1.0	286,137	286,137	
DD75			178,704	0	182,577	-1,560	-1.0	181,017	181,017	
DD76			4,366,188	0	4,727,597	-38,130	-1.0	4,689,467	4,689,467	
DD77			16,761	0	16,199	0	0.0	16,199	16,199	
DD78			1,387,125	0	1,476,195	-11,899	-1.0	1,464,296	1,464,296	
DD79			60,405	0	65,450	-696	-1.0	64,754	64,754	
DD80			4,823	0	5,355	0	0.0	5,355	5,355	
DD81			40,072,569	0	41,264,274	2,128,157	5.0	43,392,431	43,392,431	
DD82			636,558	0	606,831	-7,321	-1.0	609,510	609,510	
DD83			54,436	0	59,008	-473	-1.0	58,535	58,535	
DD84			114,140	0	123,730	-999	-1.0	122,731	122,731	
DD85			1,931,513	0	2,093,763	-16,876	-1.0	2,076,887	2,076,887	
DD86			85,148	0	92,295	-747	-1.0	91,548	91,548	
DD87			55,135	0	59,752	-595	-1.0	59,167	59,167	
DD88			489,424	0	530,537	-4,289	-1.0	526,248	526,248	
DD89			63,878	0	69,241	-540	-1.0	68,701	68,701	
DD89			734,253	0	795,924	-6,419	-1.0	789,505	789,505	
D1			0	0	2,674,776	0	0.0	2,674,776	2,674,776	
D2			0	0	1,667,519	0	0.0	1,667,519	1,667,519	
D3			0	0	0	0	0.0	0	0	
D4			12,002	0	12,285	1,059	8.0	13,344	13,344	
D5			65,902	0	68,989	4,838	7.0	73,827	73,827	
D6			449,564	0	454,104	-3,689	-1.0	450,415	450,415	
D7			53,841	0	54,384	-437	-1.0	53,947	53,947	
D8			252,884	0	255,439	-2,065	-1.0	253,374	253,374	
Zone Total			1,080,788,505	70,855,229	1,086,821,760	24,723,534		1,111,545,294	1,111,545,299	



Jul-2013										
Zone	Date	KWH from NYISO			Total Unaccounted Load per Subzone					
29	Jul-13	191,380,682			-3,297,132					
Use/Num	PTID	NAME	CSS Load	Load Mod	Total-load mod w/losses	Unaccounted	Percent	Total - load mod w/losses + unaccounted	Mwh to NYISO	
EE1			81,649,408	153,421	88,164,888	-2,358,051	-3.0	85,806,837	85,806,832	
EE2			1,909,904	0	2,070,330	-16,708	-1.0	2,053,622	2,053,622	
EE3			5,559	0	6,227	0	0.0	6,227	6,227	
EE4			847,753	0	918,956	-7,412	-1.0	911,544	911,544	
EE5			6,454,984	0	6,871,676	-55,417	-1.0	6,816,259	6,816,259	
EE6			5,664,306	0	6,105,086	-49,252	-1.0	6,055,834	6,055,834	
EE7			475,084	0	514,986	-4,161	-1.0	510,825	510,825	
EE8			2,376,856	0	2,554,099	-20,596	-1.0	2,533,503	2,533,503	
EE9			26	0	26	0	0.0	26	0.026	
EE10			745,724	0	807,993	-6,524	-1.0	801,469	801,469	
EE11			13,069	0	14,134	0	0.0	14,134	14,134	
EE12			1,822,127	0	1,935,863	-15,613	-1.0	1,920,250	1,920,250	
EE13			156,249	0	168,241	-1,346	-1.0	166,895	166,895	
EE14			172,911	0	187,439	-1,454	-1.0	185,985	185,985	
EE15			293,159	0	317,574	-2,532	-1.0	315,042	315,042	
EE16			195,988	0	212,447	-1,774	-1.0	210,673	210,673	
EE17			24,783	0	26,886	0	0.0	26,886	26,886	
EE18			933	0	933	0	0.0	933	0.933	
EE19			5,522,020	0	5,821,315	-46,952	-1.0	5,774,363	5,774,363	
EE20			6,908,935	0	7,237,703	-58,360	-1.0	7,179,343	7,179,343	
EE21			1,730,498	0	1,789,277	-14,422	-1.0	1,774,855	1,774,855	
EE22			1,552,436	0	1,682,849	-13,573	-1.0	1,669,276	1,669,276	
EE23			8,654	0	9,405	0	0.0	9,405	9,405	
EE24			2,145,427	0	2,276,313	-18,352	-1.0	2,257,961	2,257,961	
EE25			2,416,885	0	2,566,902	-20,706	-1.0	2,546,196	2,546,196	
EE26			3,064,142	0	3,309,225	-26,688	-1.0	3,282,537	3,282,537	
EE27			3,218,449	0	3,474,159	-28,018	-1.0	3,446,141	3,446,141	
EE28			1,842,492	0	1,987,792	-16,035	-1.0	1,971,757	1,971,757	
EE29			0	0	0	0	0.0	0	0.000	
EE30			0	0	0	0	0.0	0	0.000	
EE31			57,841	0	59,067	-454	-1.0	58,613	58,613	
EE32			0	0	0	0	0.0	0	0.000	
EE33			2,867,711	0	3,033,193	-24,457	-1.0	3,008,736	3,008,736	
EE34			21,118	0	22,931	-78	0.0	22,853	22,853	
EE35			23,931	0	25,954	0	0.0	25,954	25,954	
EE36			3,208,673	0	3,477,429	-28,064	-1.0	3,449,365	3,449,365	
EE37			482,823	0	523,376	-4,234	-1.0	519,142	519,142	
EE38			46,628	0	50,552	-450	-1.0	50,102	50,102	
EE39			1,055,945	0	1,144,568	-9,239	-1.0	1,135,329	1,135,329	
EE40			1,641,486	0	1,779,365	-14,347	-1.0	1,765,018	1,765,018	
EE41			347,963	0	377,182	-3,070	-1.0	374,112	374,112	
EE42			2,867,085	0	3,107,881	-25,064	-1.0	3,082,817	3,082,817	
EE43			73,936	0	80,135	-744	-1.0	79,391	79,391	
EE44			1,217	0	1,217	0	0.0	1,217	1,217	
EE45			32,124	0	33,802	-42	0.0	33,760	33,760	
EE46			780,098	0	843,549	-6,808	-1.0	836,741	836,741	
EE47			3,447,478	0	3,737,060	-30,155	-1.0	3,706,905	3,706,905	
EE48			128,662	0	138,634	-1,001	-1.0	137,633	137,633	
EE49			138,919	0	150,591	-1,180	-1.0	149,411	149,411	
EE50			86,598	0	72,191	-646	-1.0	71,543	71,543	
EE51			3,894,474	0	4,221,614	-34,050	-1.0	4,187,564	4,187,564	
EE52			323,649	0	350,839	-2,850	-1.0	347,989	347,989	
EE53			25,110	0	27,234	0	0.0	27,234	27,234	
EE54			228,587	0	247,793	-2,007	-1.0	245,786	245,786	
EE55			1,856,571	0	1,795,212	-14,487	-1.0	1,780,725	1,780,725	
EE56			0	0	0	0	0.0	0	0.000	
EE57			0	0	0	0	0.0	0	0.000	
EE58			0	0	0	0	0.0	0	0.000	
EE59			853,549	0	1,011,708	-8,181	-1.0	1,003,527	1,003,527	
EE60			453,539	0	491,635	-3,986	-1.0	487,649	487,649	
EE61			168,938	0	183,136	-1,469	-1.0	181,667	181,667	
EE62			1,206,297	0	1,307,616	-10,552	-1.0	1,297,064	1,297,064	
EE63			40,871	0	44,294	-344	-1.0	43,950	43,950	
EE64			12,918	0	14,015	0	0.0	14,015	14,015	
EE65			18,349	0	19,899	0	0.0	19,899	19,899	
EE66			107,055	0	116,043	-944	-1.0	115,099	115,099	
EE67			606,201	0	653,064	-5,262	-1.0	647,802	647,802	
EE68			232,659	0	252,203	-2,061	-1.0	250,142	250,142	
EE69			5,410	0	6,024	0	0.0	6,024	6,024	
EE70			3,489	0	3,693	0	0.0	3,693	3,693	
EE71			36,316	0	39,363	-190	0.0	39,173	39,173	
EE72			599,061	0	627,861	-5,056	-1.0	622,805	622,805	
EE73			586,662	0	620,067	-4,982	-1.0	615,085	615,085	
EE74			2,715,433	0	2,842,597	-57,235	-2.0	2,785,362	2,785,362	
EE75			129,979	0	140,892	-1,121	-1.0	139,771	139,771	
EE76			19,204	0	20,821	-142	-1.0	20,679	20,679	
EE77			3,495	0	3,724	0	0.0	3,724	3,724	
EE78			107,950	0	117,014	-925	-1.0	116,089	116,089	
EE79			178,726	0	193,741	-1,574	-1.0	192,167	192,167	
EE80			9,998	0	10,819	0	0.0	10,819	10,819	
EE81			391,387	0	424,261	-3,434	-1.0	420,827	420,827	
EE82			112,639	0	122,104	-995	-1.0	121,109	121,109	
EE83			5,830	0	6,314	0	0.0	6,314	6,314	
EE84			69,759	0	75,601	-735	-1.0	74,866	74,866	
EE85			773,593	0	796,468	-23,425	-3.0	773,043	773,043	
EE86			5,349,266	0	5,621,470	-177,139	-3.0	5,444,331	5,444,331	
E1			0	0	8,767,913	0	0.0	8,767,913	8,767,913	
E1			0	0	3,809,362	0	0.0	3,809,362	3,809,362	
Zone Total			169,536,061	153,421	194,677,814	-3,297,127		191,380,687	191,380,682	

Jul-2013										
Zone	Date	KWH from NYISO			Total Unaccounted Load per Subzone					
31	Jul-13	50,170,025			2,572,937					
Use/Muni	PTID	NAME	CSS Load	Load Mod	Total-load mod w/losses	Unaccounted	Percent	Total - load mod w/losses + unaccounted	Mwh to NYISO	
FF1			18,161,389	1,862,917	17,719,635	1,380,410	7.0	19,100,045	19,100,054	
FF2			513,572	0	556,705	-4,493	-1.0	552,212	552,212	
FF3			309,710	0	335,717	-2,716	-1.0	333,001	333,001	
FF4			1,340,281	0	1,452,868	-11,706	-1.0	1,441,162	1,441,162	
FF5			428,823	0	464,843	-3,724	-1.0	461,119	461,119	
FF6			226,785	0	245,856	-1,965	-1.0	243,891	243,891	
FF7			29,037	0	31,455	0	0.0	31,455	31,455	
FF8			47,234	0	51,215	-464	-1.0	50,751	50,751	
FF9			180,953	0	196,144	-1,596	-1.0	194,546	194,546	
FF10			10,148	0	10,951	0	0.0	10,951	10,951	
FF11			748,899	0	806,854	-6,513	-1.0	800,341	800,341	
FF12			8,072	0	8,816	0	0.0	8,816	8,816	
FF13			335,582	0	363,144	-2,929	-1.0	360,215	360,215	
FF14			257,588	0	279,229	-2,195	-1.0	277,034	277,034	
FF15			14,413	0	15,613	199	-1.0	15,514	15,514	
FF16			257,777	0	279,428	-2,196	-1.0	277,232	277,232	
FF17			660	0	660	0	0.0	660	0,660	
FF18			13,688	0	14,825	0	0.0	14,825	14,825	
FF19			29,796	0	32,308	0	0.0	32,308	32,308	
FF20			1,163,619	0	1,261,360	-10,174	-1.0	1,251,186	1,251,186	
FF21			961,152	0	1,024,158	-8,252	-1.0	1,015,906	1,015,906	
FF22			2,099,652	0	2,227,745	-17,967	-1.0	2,209,778	2,209,778	
FF23			39,058	0	42,324	-337	-1.0	41,987	41,987	
FF24			141,879	0	153,804	-1,214	-1.0	152,590	152,590	
FF25			11,757	0	12,771	0	0.0	12,771	12,771	
FF26			337,397	0	365,722	-3,006	-1.0	362,716	362,716	
FF27			350,204	0	379,617	-3,077	-1.0	376,540	376,540	
FF28			98,266	0	95,686	-748	-1.0	94,938	94,938	
FF29			108,672	0	117,797	-934	-1.0	116,863	116,863	
FF30			19,521	0	21,208	0	0.0	21,208	21,208	
FF31			173,857	0	188,458	-1,482	-1.0	186,976	186,976	
FF32			122,759	0	133,062	-1,079	-1.0	131,983	131,983	
FF33			4,867	0	5,373	0	0.0	5,373	5,373	
FF34			8,541	0	9,287	0	0.0	9,287	9,287	
FF35			11,164	0	12,133	0	0.0	12,133	12,133	
FF36			953,674	0	1,033,356	-8,341	-1.0	1,025,015	1,025,015	
FF37			9,047	0	9,822	0	0.0	9,822	9,822	
FF38			86,080	0	93,276	-744	-1.0	92,532	92,532	
FF39			0	0	0	0	0.0	0	0,000	
FF40			200	0	214	0	0.0	214	0,214	
FF41			18	0	19	0	0.0	19	0,019	
FF42			216	0	236	0	0.0	236	0,236	
FF43			3,257	0	3,257	0	0.0	3,257	3,257	
FF44			0	0	0	0	0.0	0	0,000	
FF45			30	0	31	0	0.0	31	0,031	
FF46			205,834	0	223,130	-1,817	-1.0	221,313	221,313	
FF47			159,157	0	162,506	-1,149	-1.0	161,357	161,357	
FF48			47,639	0	51,646	-474	-1.0	51,172	51,172	
FF49			961,277	0	1,040,725	-8,403	-1.0	1,032,322	1,032,322	
FF50			83,868	0	90,909	-752	-1.0	90,157	90,157	
FF51			6,872	0	7,614	0	0.0	7,614	7,614	
FF52			28,215	0	30,596	0	0.0	30,596	30,596	
FF53			855	0	855	0	0.0	855	0,855	
FF54			92,520	0	100,303	-791	-1.0	99,512	99,512	
FF55			6,153	0	6,795	0	0.0	6,795	6,795	
FF56			615,455	0	646,629	54,921	8.0	701,550	701,550	
FF57			158,589	0	171,908	15,123	8.0	187,031	187,031	
FF58			59,596	0	64,594	-666	-1.0	63,928	63,928	
FF59			2,341	0	2,466	0	0.0	2,466	2,466	
FF60			9,692	0	10,509	0	0.0	10,509	10,509	
FF61			37,512	0	40,639	-289	-1.0	40,350	40,350	
FF62			1,992	0	1,992	0	0.0	1,992	1,992	
FF63			9,382	0	10,216	0	0.0	10,216	10,216	
FF64			64,501	0	69,907	-720	-1.0	69,187	69,187	
FF65			10,160	0	11,012	0	0.0	11,012	11,012	
FF66			65,799	0	71,314	-661	-1.0	70,653	70,653	
F1			14,498,848	0	14,723,839	1,238,149	8.0	15,959,988	15,959,988	
		Zone Total	46,735,529	1,862,917	47,597,388	2,572,928		50,170,016	50,170,025	
		Grand Total	3,288,833,558	113,400,490	3,517,481,065	41,195,171		3,558,676,236	3,558,676	

Aug-2013									
Zone	Date	KWH from NYISO	Total Unaccounted Load per Subzone						
1	Aug-13	1,045,663,241	-13,379,798						
Lse/Muni	PTID	NAME	CSS Load	Load Mod	Total-load mod w/losses	Unaccounted	Percent	Total - load mod w/losses + unaccounted	Mwh to NYISO
AA1			278,263,995	3,029	299,778,907	-4,445,384	-2.0	295,333,523	295,333,529
AA2			2,733,646	0	2,963,282	-37,520	-1.0	2,925,762	2,925,762
AA3			2,443,967	0	2,649,262	-33,537	-1.0	2,615,725	2,615,725
AA4			38,077,115	0	40,507,955	-512,829	-1.0	39,995,126	39,995,126
AA5			30,935,866	0	32,635,380	-413,167	-1.0	32,222,213	32,222,213
AA6			2,897,199	0	3,124,834	-33,557	-1.0	3,095,077	3,095,077
AA7			8,663,580	0	9,346,577	-118,337	-1.0	9,228,240	9,228,240
AA8			3,101,022	0	3,358,730	-42,531	-1.0	3,316,199	3,316,199
AA9			4,426,700	0	4,748,065	-60,120	-1.0	4,687,945	4,687,945
AA10			18,601,206	0	19,726,035	-249,717	-1.0	19,476,318	19,476,318
AA11			15,453,244	0	15,910,994	-201,444	-1.0	15,709,550	15,709,550
AA12			3,667,294	0	3,839,652	-48,611	-1.0	3,791,041	3,791,041
AA13			7,663,163	0	8,165,052	-103,373	-1.0	8,061,679	8,061,679
AA14			685,504	0	699,994	-8,268	-1.0	690,726	690,726
AA15			3,350,605	0	3,569,742	-45,184	-1.0	3,524,558	3,524,558
AA16			3,080,938	0	3,333,864	-42,222	-1.0	3,291,642	3,291,642
AA17			2,871,300	0	3,092,087	-39,149	-1.0	3,052,938	3,052,938
AA18			154,786	0	167,791	-12,123	-1.0	155,668	155,668
AA19			8,332,976	0	8,761,858	-110,917	-1.0	8,650,941	8,650,941
AA20			39,088,602	0	41,767,641	-528,794	-1.0	41,238,847	41,238,847
AA21			13,471,174	0	14,331,310	-181,417	-1.0	14,149,893	14,149,893
AA22			1,982,606	0	2,138,552	-27,070	-1.0	2,111,482	2,111,482
AA23			4,057,380	0	4,142,594	-52,445	-1.0	4,090,149	4,090,149
AA24			6,311,741	0	6,814,250	-86,289	-1.0	6,727,961	6,727,961
AA25			131,057	0	142,067	-1,857	-1.0	140,210	140,210
AA26			5,169,120	0	5,436,697	-68,828	-1.0	5,367,869	5,367,869
AA27			14,564,585	0	15,330,021	-194,078	-1.0	15,135,943	15,135,943
AA28			27,652,051	0	29,494,517	-373,400	-1.0	29,121,117	29,121,117
AA29			7,997,638	0	8,664,071	-109,685	-1.0	8,554,386	8,554,386
AA30			6,036,185	0	6,519,897	-82,540	-1.0	6,437,357	6,437,357
AA31			405,528	0	424,579	-5,396	-1.0	419,183	419,183
AA32			194,197	0	203,354	-2,523	-1.0	200,831	200,831
AA33			873,736	0	914,856	-11,495	-1.0	903,363	903,363
AA34			686,923	0	719,232	-9,116	-1.0	710,116	710,116
AA35			268,536	0	281,237	-3,507	-1.0	277,730	277,730
AA36			17,700	0	18,607	-151	-1.0	18,456	18,456
AA37			378,384	0	396,176	-4,999	-1.0	391,177	391,177
AA38			413,808	0	422,602	-5,352	-1.0	417,250	417,250
AA39			1,499,178	0	1,590,903	-20,149	-1.0	1,570,754	1,570,754
AA40			1,315,889	0	1,391,430	-7,706	-1.0	1,383,724	1,383,724
AA41			133,546	0	136,368	-1,612	-1.0	134,756	134,756
AA42			878,287	0	931,874	-11,805	-1.0	920,069	920,069
AA43			2,110,195	0	2,214,985	-28,043	-1.0	2,186,942	2,186,942
AA44			1,327,577	0	1,405,633	-17,796	-1.0	1,387,837	1,387,837
AA45			1,140	0	1,147	0	0.0	1,147	1,147
AA46			16,566,305	0	17,896,430	-226,578	-1.0	17,669,852	17,669,852
AA47			1,335,466	0	1,447,846	-18,325	-1.0	1,429,521	1,429,521
AA48			126,540	0	137,171	-1,760	-1.0	135,411	135,411
AA49			3,835,078	0	4,157,036	-52,635	-1.0	4,104,401	4,104,401
AA50			3,036,940	0	3,292,046	-41,678	-1.0	3,250,368	3,250,368
AA51			569,508	0	617,133	-7,816	-1.0	609,317	609,317
AA52			5,090,295	0	5,481,692	-69,399	-1.0	5,412,293	5,412,293
AA53			224,753	0	243,648	-3,102	-1.0	240,546	240,546
AA54			2,079,927	0	2,225,779	-28,179	-1.0	2,197,600	2,197,600
AA55			17,800	0	19,034	0	0.0	19,034	19,034
AA56			194,871	0	198,272	-2,510	-1.0	195,762	195,762
AA57			218,826	0	235,190	-2,949	-1.0	232,241	232,241
AA58			353,311	0	377,797	-4,784	-1.0	373,013	373,013
AA59			1,166,125	0	1,257,719	-15,937	-1.0	1,241,782	1,241,782
AA60			801,333	0	895,531	-10,865	-1.0	884,666	884,666
AA61			2,088,866	0	2,275,167	-28,895	-1.0	2,246,272	2,246,272
AA62			8,769,344	0	9,505,971	-120,385	-1.0	9,385,586	9,385,586
AA63			752,191	0	815,380	-10,313	-1.0	805,067	805,067
AA64			579,480	0	628,130	-7,951	-1.0	620,179	620,179
AA65			11,872,928	0	12,870,206	-162,947	-1.0	12,707,259	12,707,259
AA66			62,100	0	65,182	-789	-1.0	64,393	64,393
AA67			2,265,313	0	2,455,593	-31,084	-1.0	2,424,509	2,424,509
AA68			15,849	0	17,163	0	0.0	17,163	17,163
AA69			1,223,981	0	1,323,847	-16,750	-1.0	1,307,097	1,307,097
AA70			1,867,578	0	1,905,539	-22,866	-1.0	1,882,673	1,882,673
AA71			454,308	0	475,664	-6,023	-1.0	469,641	469,641
AA72			1,097,101	0	1,189,259	-15,066	-1.0	1,174,193	1,174,193
AA73			452,807	0	490,842	-8,208	-1.0	482,634	482,634
AA74			28,022	0	28,761	0	0.0	28,761	28,761
AA75			2,570,729	0	2,785,974	-36,270	-1.0	2,749,704	2,749,704
AA76			25,215	0	27,338	-313	-1.0	27,025	27,025
AA77			7,283	0	8,027	0	0.0	8,027	8,027
AA78			307,671	0	333,512	-4,239	-1.0	329,273	329,273
AA79			92,891	0	100,682	-1,257	-1.0	99,425	99,425
AA80			8,155,466	0	8,794,291	-111,336	-1.0	8,682,955	8,682,955
AA81			6,792	0	7,364	-73	-1.0	7,291	7,291
AA82			520,381	0	564,092	-7,142	-1.0	556,950	556,950
AA83			476	0	476	0	0.0	476	476
AA84			764,423	0	817,188	-10,355	-1.0	806,833	806,833
AA85			44,269	0	47,969	-741	-2.0	47,228	47,228
AA86			6,678,141	0	7,194,577	-91,070	-1.0	7,103,507	7,103,507
AA87			9,180,474	0	9,611,070	-73,208	-1.0	9,537,862	9,537,862
AA88			267,773	0	290,252	-3,658	-1.0	286,594	286,594
AA89			29,800	0	32,320	-416	-1.0	31,904	31,904
AA90			16,117	0	17,459	0	0.0	17,459	17,459
AA91			611,945	0	663,337	-8,401	-1.0	654,936	654,936
AA92			116,606	0	126,400	-1,611	-1.0	124,789	124,789
AA93			258,139	0	279,820	-3,632	-1.0	276,188	276,188
AA94			227,197	0	245,470	-3,109	-1.0	242,361	242,361
AA95			32,890	0	35,646	-437	-1.0	35,209	35,209
AA96			264,477	0	286,681	-3,615	-1.0	283,066	283,066
AA97			286,899	0	311,005	-3,931	-1.0	307,074	307,074
AA98			46,091	0	49,590	-735	-1.0	48,855	48,855
AA99			76,454,573	0	78,446,632	-736,206	-1.0	77,710,426	77,710,426
AA100			210,686,738	0	215,871,520	-2,958,050	-1.0	212,913,470	212,913,470
A1			2,083,191	0	2,142,088	-14,291	-1.0	2,127,796	2,127,796
A2			0	0	16,838,367	0	0.0	16,838,367	16,838,367
A3			0	0	1,710,455	0	0.0	1,710,455	1,710,455
A4			0	0	8,060,566	0	0.0	8,060,566	8,060,566
A5			0	0	0	0	0.0	0	0
A6			0	0	18,373,708	0	0.0	18,373,708	18,373,708
A7			0	0	279,659	0	0.0	279,659	279,659
A8			0	0	82,852	-171	-0.0	82,681	82,681
Zone Total			959,064,231	3,029	1,059,043,039	-13,379,834	-1.0	1,045,663,205	1,045,663,241

Aug-2013									
Zone	Date	KWH from NYISO	Total Unaccounted Load per Subzone						
2	Aug-13	621,982,234	-12,625,672						
Lse/Muni	PTID	NAME	CSS Load	Load Mod	Total-load mod w/losses	Unaccounted	Percent	Total - load mod + unaccounted	Mwh to NYISO
BB1			237,276,028	2,959,963	252,674,770	-7,857,692	-3.0	244,817,078	244,817,080
BB2			4,653,211	0	5,044,094	-493,885	-1.0	4,980,239	4,980,239
BB3			660,129	0	700,346	-8,847	-1.0	691,499	691,499
BB4			3,009,627	0	3,262,446	-41,303	-1.0	3,221,143	3,221,143
BB5			47,233,372	0	50,546,750	-639,918	-1.0	49,906,832	49,906,832
BB6			10,930,257	0	11,793,246	-149,302	-1.0	11,643,944	11,643,944
BB7			1,937,479	0	2,097,269	-26,556	-1.0	2,070,713	2,070,713
BB8			1,111,823	0	1,202,103	-15,214	-1.0	1,186,889	1,186,889
BB9			3,309,070	0	3,587,026	-45,423	-1.0	3,541,603	3,541,603
BB10			3,438,225	0	3,719,334	-47,094	-1.0	3,672,240	3,672,240
BB11			151,535	0	164,249	-2,064	-1.0	162,185	162,185
BB12			70,509	0	76,431	-947	-1.0	75,484	75,484
BB13			651,119	0	687,350	-8,712	-1.0	678,638	678,638
BB14			27,540,344	0	29,289,627	-370,808	-1.0	28,918,819	28,918,819
BB15			23,432,369	0	24,920,025	-315,475	-1.0	24,604,550	24,604,550
BB16			10,344,331	0	10,734,358	-135,896	-1.0	10,598,462	10,598,462
BB17			3,321,279	0	3,597,057	-45,528	-1.0	3,551,529	3,551,529
BB18			11,758	0	12,778	0	0.0	12,778	12,778
BB19			14,429,077	0	15,101,438	-191,179	-1.0	14,910,259	14,910,259
BB20			19,451,781	0	20,503,035	-259,561	-1.0	20,243,474	20,243,474
BB21			3,709,216	0	3,976,742	-50,332	-1.0	3,926,410	3,926,410
BB22			5,027,494	0	5,449,580	-68,987	-1.0	5,380,593	5,380,593
BB23			9,661,263	0	10,391,604	-131,557	-1.0	10,260,047	10,260,047
BB24			923,706	0	943,085	-11,989	-1.0	931,096	931,096
BB25			588,534	0	600,934	-7,540	-1.0	593,394	593,394
BB26			4,127	0	4,127	0	0.0	4,127	4,127
BB27			70,200	0	71,794	-822	-1.0	70,972	70,972
BB28			0	0	0	0	0.0	0	0.000
BB29			2,378,484	0	2,428,496	-30,637	-1.0	2,397,859	2,397,859
BB30			0	0	0	0	0.0	0	0.000
BB31			2,309,148	0	2,357,749	-29,983	-1.0	2,327,766	2,327,766
BB32			0	0	0	0	0.0	0	0.000
BB33			1,454,956	0	1,550,627	-19,617	-1.0	1,531,010	1,531,010
BB34			1,245,714	0	1,321,706	-16,732	-1.0	1,304,974	1,304,974
BB35			10,915	0	11,822	0	0.0	11,822	11,822
BB36			1,917,044	0	2,078,078	-26,306	-1.0	2,051,772	2,051,772
BB37			733,207	0	794,786	-10,074	-1.0	784,712	784,712
BB38			81,326	0	86,161	-1,103	-1.0	85,058	85,058
BB39			2,407,273	0	2,609,508	-33,037	-1.0	2,576,471	2,576,471
BB40			3,219,632	0	3,490,072	-44,190	-1.0	3,445,882	3,445,882
BB41			739,690	0	801,827	-10,154	-1.0	791,673	791,673
BB42			9,408,289	0	10,191,751	-129,024	-1.0	10,062,727	10,062,727
BB43			184,110	0	199,583	-2,505	-1.0	197,078	197,078
BB44			2,584	0	2,590	0	0.0	2,590	2,590
BB45			1,346,298	0	1,459,391	-18,480	-1.0	1,440,911	1,440,911
BB46			6,696,499	0	7,475,805	-94,640	-1.0	7,381,165	7,381,165
BB47			2,974,895	0	3,207,663	-40,598	-1.0	3,167,065	3,167,065
BB48			860,233	0	932,492	-11,801	-1.0	920,691	920,691
BB49			745	0	745	0	0.0	745	0.745
BB50			6,738	0	7,314	0	0.0	7,314	7,314
BB51			11,714,583	0	12,698,602	-160,753	-1.0	12,537,849	12,537,849
BB52			772,087	0	836,933	-10,591	-1.0	826,342	826,342
BB53			345,224	0	374,221	-4,733	-1.0	369,488	369,488
BB54			1,057	0	1,057	0	0.0	1,057	1,057
BB55			2,042,951	0	2,196,996	-27,808	-1.0	2,169,188	2,169,188
BB56			2,769	0	2,873	-1	0.0	2,872	2,872
BB57			3,637	0	3,637	0	0.0	3,637	3,637
BB58			44,452	0	47,156	-545	-1.0	46,611	46,611
BB59			2,861	0	3,023	-1	0.0	3,022	3,022
BB60			4,351	0	4,553	-99	-2.0	4,454	4,454
BB61			7,564	0	7,876	-156	-2.0	7,720	7,720
BB62			0	0	0	0	0.0	0	0.000
BB63			6,416,046	0	6,550,790	-82,935	-1.0	6,467,855	6,467,855
BB64			812,938	0	881,235	-11,158	-1.0	870,077	870,077
BB65			721,537	0	782,252	-9,903	-1.0	772,349	772,349
BB66			2,046,268	0	2,089,224	-26,481	-1.0	2,062,743	2,062,743
BB67			2,308,926	0	2,502,863	-31,685	-1.0	2,471,178	2,471,178
BB68			319,552	0	346,404	-4,401	-1.0	342,003	342,003
BB69			122,356	0	132,629	-1,695	-1.0	130,934	130,934
BB70			844,794	0	915,756	-11,582	-1.0	904,174	904,174
BB71			296,190	0	321,079	-4,079	-1.0	317,000	317,000
BB72			26,598	0	28,815	-309	-1.0	28,506	28,506
BB73			4,785	0	5,194	0	0.0	5,194	5,194
BB74			1,285,849	0	1,393,857	-17,641	-1.0	1,376,216	1,376,216
BB75			3,065	0	3,292	0	0.0	3,292	3,292
BB76			10,490	0	11,369	0	0.0	11,369	11,369
BB77			79,461	0	86,105	-1,137	-1.0	84,968	84,968
BB78			37,066	0	40,161	-652	-2.0	39,509	39,509
BB79			100,255	0	108,653	-1,311	-1.0	107,342	107,342
BB80			1,656,872	0	1,757,088	-22,236	-1.0	1,734,852	1,734,852
BB81			14,256	0	15,449	-30	0.0	15,419	15,419
BB82			8,875,547	0	9,298,439	-145,707	-2.0	9,152,732	9,152,732
BB83			196,900	0	213,444	-2,693	-1.0	210,751	210,751
BB84			60,460	0	65,532	-819	-1.0	64,713	64,713
BB85			86,199	0	93,434	-1,155	-1.0	92,279	92,279
BB86			234,528	0	254,229	-3,222	-1.0	251,007	251,007
BB87			106,543	0	115,486	-1,448	-1.0	114,038	114,038
BB88			49,968	0	53,086	-662	-1.0	52,424	52,424
BB89			153,416	0	166,299	-2,118	-1.0	164,181	164,181
BB90			1,844	0	1,973	0	0.0	1,973	1,973
BB91			246,404	0	267,103	-3,389	-1.0	263,714	263,714
BB92			145,320	0	157,517	-2,001	-1.0	155,516	155,516
BB93			28,496	0	30,890	-403	-1.0	30,487	30,487
BB94			241,130	0	246,188	-3,285	-1.0	242,903	242,903
B1			49,147,990	0	49,644,417	-1,011,378	-2.0	48,633,039	48,633,039
B2			0	0	36,575,497	0	0.0	36,575,497	36,575,497
B3			0	0	1,113,466	0	0.0	1,113,466	1,113,466
Zone Total			562,751,358	2,959,963	634,607,906	-12,625,684		621,982,222	621,982,234

Aug-2013									
Zone	Date	KWH from NYISO	Total Unaccounted Load per Subzone						
3	Aug-13	402,206,642	-2,330,349						
Lse/Muni	PTID	NAME	CSS Load	Load Mod	Total-load mod w/losses	Unaccounted	Percent	Total - load mod w/losses + unaccounted	Mwh to NYISO
CC1			169,384,792	17,643,162	163,823,181	-87,154	0.0	163,736,027	163,736,034
CC2			4,007,169	0	4,343,759	-54,990	-1.0	4,288,769	4,288,769
CC3			25,419	0	27,547	-256	-1.0	27,291	27,291
CC4			2,190,942	0	2,374,767	-30,066	-1.0	2,344,701	2,344,701
CC5			29,251,835	0	31,035,090	-392,899	-1.0	30,642,191	30,642,191
CC6			13,714,866	0	14,639,773	-185,348	-1.0	14,454,425	14,454,425
CC7			1,358,564	0	1,470,839	-18,611	-1.0	1,452,228	1,452,228
CC8			369,857	0	399,907	-5,042	-1.0	394,865	394,865
CC9			2,011,518	0	2,180,473	-27,597	-1.0	2,152,876	2,152,876
CC10			841,316	0	907,262	-11,480	-1.0	895,782	895,782
CC11			317,998	0	344,708	-4,367	-1.0	340,341	340,341
CC12			0	0	0	0	0.0	0	0.000
CC13			2,820,727	0	3,055,736	-38,685	-1.0	3,017,051	3,017,051
CC14			67,001	0	72,631	-937	-1.0	71,694	71,694
CC15			25,960,914	0	26,772,882	-338,938	-1.0	26,433,944	26,433,944
CC16			8,298,053	0	8,930,614	-113,058	-1.0	8,817,556	8,817,556
CC17			1,567,862	0	1,699,555	-21,529	-1.0	1,678,026	1,678,026
CC18			2,009,773	0	2,178,600	-27,581	-1.0	2,151,019	2,151,019
CC19			11,337	0	12,314	0	0.0	12,314	12,314
CC20			4,075,870	0	4,311,537	-54,588	-1.0	4,256,949	4,256,949
CC21			9,106,901	0	9,611,512	-121,682	-1.0	9,489,830	9,489,830
CC22			1,505,832	0	1,631,393	-20,659	-1.0	1,610,734	1,610,734
CC23			6,089,082	0	6,595,149	-83,514	-1.0	6,511,635	6,511,635
CC24			8,043,208	0	8,578,412	-108,611	-1.0	8,469,801	8,469,801
CC25			79,968	0	81,634	-991	-1.0	80,643	80,643
CC26			163,985	0	167,600	-2,210	-1.0	165,390	165,390
CC27			6,371,840	0	6,776,507	-85,800	-1.0	6,690,707	6,690,707
CC28			2,762	0	2,768	0	0.0	2,768	2,768
CC29			69,979	0	75,843	-61	-1.0	74,892	74,892
CC30			247,029	0	267,780	-3,371	-1.0	264,409	264,409
CC31			568,044	0	615,766	-7,798	-1.0	607,968	607,968
CC32			268,478	0	274,113	-3,467	-1.0	270,646	270,646
CC33			67,878	0	73,568	-936	-1.0	72,632	72,632
CC34			2,456,111	0	2,662,417	-33,705	-1.0	2,628,712	2,628,712
CC35			4,410,619	0	4,781,112	-60,530	-1.0	4,720,582	4,720,582
CC36			591,233	0	640,615	-8,103	-1.0	632,512	632,512
CC37			5,861,719	0	6,339,282	-80,262	-1.0	6,259,020	6,259,020
CC38			142,786	0	154,777	-1,962	-1.0	152,815	152,815
CC39			12,762	0	14,012	0	0.0	14,012	14,012
CC40			64,865	0	66,231	-844	-1.0	65,387	65,387
CC41			1,042,418	0	1,129,978	-14,299	-1.0	1,115,679	1,115,679
CC42			5,589,690	0	6,059,206	-76,712	-1.0	5,982,494	5,982,494
CC43			351,263	0	380,769	-4,823	-1.0	375,946	375,946
CC44			490,388	0	531,582	-6,726	-1.0	524,856	524,856
CC45			17,699,761	0	19,185,872	-242,900	-1.0	18,942,972	18,942,972
CC46			636,848	0	690,351	-8,740	-1.0	681,611	681,611
CC47			162,023	0	175,624	-2,217	-1.0	173,407	173,407
CC48			170,550	0	184,882	-2,259	-1.0	182,623	182,623
CC49			1,106,152	0	1,199,085	-15,189	-1.0	1,183,896	1,183,896
CC50			0	0	0	0	0.0	0	0.000
CC51			0	0	0	0	0.0	0	0.000
CC52			5	0	5	0	0.0	5	0.005
CC53			0	0	0	0	0.0	0	0.000
CC54			0	0	0	0	0.0	0	0.000
CC55			1,658	0	1,751	0	0.0	1,751	1,751
CC56			56	0	59	0	0.0	59	0.059
CC57			0	0	0	0	0.0	0	0.000
CC58			0	0	0	0	0.0	0	0.000
CC59			1,003	0	1,051	0	0.0	1,051	1,051
CC60			0	0	0	0	0.0	0	0.000
CC61			1,416	0	1,416	0	0.0	1,416	1,416
CC62			31	0	32	0	0.0	32	0.032
CC63			877	0	877	0	0.0	877	0.877
CC64			15,460	0	16,703	-27	0.0	16,676	16,676
CC65			0	0	0	0	0.0	0	0.000
CC66			20	0	20	0	0.0	20	0.020
CC67			141	0	141	0	0.0	141	0.141
CC68			43	0	43	0	0.0	43	0.043
CC69			60	0	61	0	0.0	61	0.061
CC70			9	0	9	0	0.0	9	0.009
CC71			34	0	34	0	0.0	34	0.034
CC72			557	0	575	0	0.0	575	0.575
CC73			3	0	3	0	0.0	3	0.003
CC74			5,588	0	5,783	0	0.0	5,783	5.783
CC75			62	0	63	0	0.0	63	0.063
CC76			0	0	0	0	0.0	0	0.000
CC77			0	0	0	0	0.0	0	0.000
CC78			0	0	0	0	0.0	0	0.000
CC79			260	0	273	0	0.0	273	0.273
CC80			24	0	24	0	0.0	24	0.024
CC81			24	0	24	0	0.0	24	0.024
CC82			0	0	0	0	0.0	0	0.000
CC83			19	0	19	0	0.0	19	0.019
CC84			15	0	15	0	0.0	15	0.015
CC85			0	0	0	0	0.0	0	0.000
CC86			0	0	0	0	0.0	0	0.000
CC87			839,021	0	909,497	-11,514	-1.0	897,983	897,983
CC88			430,973	0	467,176	-5,914	-1.0	461,262	461,262
CC89			2,717,188	0	2,945,425	-37,277	-1.0	2,908,148	2,908,148
CC90			467,982	0	507,298	-6,424	-1.0	500,874	500,874
CC91			100,297	0	108,712	-1,342	-1.0	107,370	107,370
CC92			306,449	0	332,197	-4,221	-1.0	327,976	327,976
CC93			99,752	0	108,132	-1,324	-1.0	106,808	106,808
CC94			291	0	297	0	0.0	297	0.297
CC95			5,696	0	6,180	-38	-1.0	6,142	6,142
CC96			743,945	0	806,030	-10,203	-1.0	795,827	795,827
CC97			6,962	0	7,624	0	0.0	7,624	7.624
CC98			1,814	0	1,814	0	0.0	1,814	1.814
CC99			43,591	0	47,243	-723	-2.0	46,520	46,520
CC100			29,422	0	31,868	-437	-1.0	31,431	31,431
CC101			62,577	0	63,898	-804	-1.0	63,094	63,094
CC102			256,594	0	272,241	-3,442	-1.0	268,799	268,799
CC103			333,448	0	361,460	-4,600	-1.0	356,860	356,860
CC104			880	0	880	0	0.0	880	0.880
CC105			14,160,196	0	14,758,630	-228,200	-2.0	14,530,430	14,530,430
CC106			329,780	0	359,475	-4,509	-1.0	354,966	354,966
CC107			119,948	0	130,032	-1,655	-1.0	128,377	128,377
CC108			79,261	0	85,907	-1,079	-1.0	84,828	84,828
CC109			63,879	0	69,236	-843	-1.0	68,393	68,393
CC110			29,096	0	31,531	-419	-1.0	31,112	31,112
CC111			3,295	0	3,426	0	0.0	3,426	3.426
CC112			1,026,217	0	1,110,550	-14,067	-1.0	1,096,483	1,096,483
CC113			209,943	0	227,569	-2,885	-1.0	224,684	224,684
CC114			186,710	0	202,395	-2,566	-1.0	199,829	199,829
CC115			34,608	0	37,534	-564	-2.0	36,970	36,970
C1			5,637,035	0	5,692,952	59,656	1.0	5,652,608	5,652,608
C2			0	0	10,376,944	0	0.0	10,376,944	10,376,944
C3			0	0	703,270	0	0.0	703,270	703,270
C4			542,934	0	588,602	4,406	1.0	573,006	573,006
C5			0	0	0	0	0.0	0	0.000
C6			0	0	7,847,510	0	0.0	7,847,510	7,847,510
C7			0	0	0	0	0.0	0	0.000
C8			7,415,531	0	7,571,256	-95,861	-1.0	7,475,395	7,475,395
C9			311,762	0	326,204	2,507	1.0	328,711	328,711
Zone Total			377,583,998	17,643,162	404,536,991	-2,330,356		402,206,635	402,206,642

Aug-2013									
Zone	Date	KWH from NYISO	Total Unaccounted Load per Subzone						
4	Aug-13	1,009,909,380	-18,061,912						
Lse/Muni	PTID	NAME	CSS Load	Load Mod	Total-load mod w/losses	Unaccounted	Percent	Total - load mod w/losses + unaccounted	Mwh to NYISO
DD1			394,194,137	30,907,618	393,713,942	-9,560,299	-2.0	384,153,643	384,153,632
DD2			8,515,610	0	9,230,922	-116,874	-1.0	9,114,048	9,114,048
DD3			94,202	0	102,115	-1,286	-1.0	100,829	100,829
DD4			4,494,991	0	4,872,572	-61,688	-1.0	4,810,884	4,810,884
DD5			136,067,940	0	142,364,289	-1,802,334	-1.0	140,561,955	140,561,955
DD6			34,689,136	0	36,648,531	-463,971	-1.0	36,184,560	36,184,560
DD7			5,172,332	0	5,582,077	-70,666	-1.0	5,511,411	5,511,411
DD8			2,135,421	0	2,287,316	-28,949	-1.0	2,258,367	2,258,367
DD9			2,714,877	0	2,942,925	-37,259	-1.0	2,905,666	2,905,666
DD10			723,787	0	784,586	-9,927	-1.0	774,659	774,659
DD11			8,613,861	0	8,794,756	-218,698	-3.0	8,576,058	8,576,058
DD12			665,481	0	721,376	-9,126	-1.0	712,250	712,250
DD13			53,825	0	58,337	-752	-1.0	57,585	57,585
DD14			416,873	0	451,898	-5,735	-1.0	446,163	446,163
DD15			51,643,188	0	54,225,365	-686,502	-1.0	53,538,863	53,538,863
DD16			32,766,093	0	35,023,658	-443,417	-1.0	34,580,241	34,580,241
DD17			9,470,518	0	9,956,585	-126,046	-1.0	9,830,539	9,830,539
DD18			18,555,032	0	19,871,642	-251,572	-1.0	19,620,070	19,620,070
DD19			55,296	0	59,931	-744	-1.0	59,187	59,187
DD20			3,570,161	0	3,787,204	-47,691	-1.0	3,739,513	3,739,513
DD21			26,791,724	0	28,194,149	-356,937	-1.0	27,837,212	27,837,212
DD22			1,276,444	0	1,383,673	-17,508	-1.0	1,366,165	1,366,165
DD23			10,809,617	0	11,711,427	-148,269	-1.0	11,563,158	11,563,158
DD24			30,438,031	0	32,798,369	-415,226	-1.0	32,383,143	32,383,143
DD25			104,710	0	108,867	-1,314	-1.0	105,553	105,553
DD26			31,462,688	0	32,845,350	-415,821	-1.0	32,429,529	32,429,529
DD27			3,135,272	0	3,326,146	-42,117	-1.0	3,284,029	3,284,029
DD28			1,366,846	0	1,431,091	-18,106	-1.0	1,412,985	1,412,985
DD29			52,347	0	56,735	-753	-1.0	55,982	55,982
DD30			688,575	0	724,747	-9,167	-1.0	715,580	715,580
DD31			1,350,099	0	1,463,392	-18,518	-1.0	1,444,874	1,444,874
DD32			175,358	0	190,096	-2,393	-1.0	187,703	187,703
DD33			11,881,255	0	12,877,134	-163,023	-1.0	12,714,111	12,714,111
DD34			7,850,640	0	8,456,705	-107,064	-1.0	8,349,641	8,349,641
DD35			1,551,786	0	1,682,138	-21,291	-1.0	1,660,847	1,660,847
DD36			11,894,340	0	12,887,699	-163,153	-1.0	12,724,546	12,724,546
DD37			31,753	0	32,419	-410	-1.0	32,009	32,009
DD38			802,222	0	819,072	-10,370	-1.0	808,702	808,702
DD39			837,222	0	907,539	-11,483	-1.0	896,056	896,056
DD40			744	0	744	0	0.0	744	0.744
DD41			3,791,386	0	4,109,845	-52,036	-1.0	4,057,809	4,057,809
DD42			7,472,071	0	8,099,725	-102,551	-1.0	7,997,174	7,997,174
DD43			1,432,097	0	1,552,415	-19,646	-1.0	1,532,769	1,532,769
DD44			4,813,612	0	5,216,749	-66,027	-1.0	5,150,722	5,150,722
DD45			43,463,774	0	47,113,587	-596,467	-1.0	46,517,120	46,517,120
DD46			208,071	0	212,452	-2,682	-1.0	209,770	209,770
DD47			1,089,773	0	1,181,313	-14,955	-1.0	1,166,358	1,166,358
DD48			402,894	0	436,729	-5,527	-1.0	431,202	431,202
DD49			108,076	0	117,162	-1,503	-1.0	115,659	115,659
DD50			1,909,676	0	2,048,629	-25,937	-1.0	2,022,692	2,022,692
DD51			7,851	0	7,877	0	0.0	7,877	7,877
DD52			392	0	392	0	0.0	392	0.392
DD53			829	0	829	0	0.0	829	0.829
DD54			1,128	0	1,183	-11	-1.0	1,172	1,172
DD55			1,557	0	1,635	-20	-1.0	1,615	1,615
DD56			1,300	0	1,300	0	0.0	1,300	1,300
DD57			6,872	0	6,915	-2	0.0	6,913	6,913
DD58			697	0	717	0	0.0	717	0.717
DD59			0	0	0	0	0.0	0	0.000
DD60			5	0	5	0	0.0	5	0.005
DD61			2,393	0	2,464	-4	0.0	2,460	2,460
DD62			1,759,689	0	1,907,508	-24,160	-1.0	1,883,348	1,883,348
DD63			0	0	0	0	0.0	0	0.000
DD64			1,328,570	0	1,440,175	-18,234	-1.0	1,421,941	1,421,941
DD65			2,621,223	0	2,876,095	-34,053	-1.0	2,842,042	2,842,042
DD66			4,707,104	0	5,098,480	-64,553	-1.0	5,033,927	5,033,927
DD67			1,049,118	0	1,136,757	-14,394	-1.0	1,122,363	1,122,363
DD68			354,918	0	384,732	-4,879	-1.0	379,853	379,853
DD69			1,202,941	0	1,304,001	-16,505	-1.0	1,287,496	1,287,496
DD70			212,657	0	230,531	-2,924	-1.0	227,607	227,607
DD71			104,880	0	107,065	-1,337	-1.0	105,728	105,728
DD72			965,808	0	986,095	-12,476	-1.0	973,619	973,619
DD73			173,952	0	177,886	-2,409	-1.0	175,477	175,477
DD74			9,144	0	9,907	-78	-1.0	9,829	9,829
DD75			4,129,302	0	4,470,761	-56,602	-1.0	4,414,159	4,414,159
DD76			7,618	0	8,278	0	0.0	8,278	8,278
DD77			15,759	0	17,076	0	0.0	17,076	17,076
DD78			1,233,682	0	1,311,555	-16,594	-1.0	1,294,961	1,294,961
DD79			47,729	0	51,757	-744	-1.0	51,013	51,013
DD80			331,391	0	359,221	-4,530	-1.0	354,691	354,691
DD81			4,178	0	4,594	0	0.0	4,594	4,594
DD82			41,249,351	0	42,447,371	-950,871	-2.0	41,496,500	41,496,500
DD83			764,976	0	829,232	-10,507	-1.0	818,725	818,725
DD84			188,157	0	203,951	-2,594	-1.0	201,357	201,357
DD85			89,551	0	97,058	-1,191	-1.0	95,867	95,867
DD86			1,634,636	0	1,771,926	-22,431	-1.0	1,749,495	1,749,495
DD87			68,015	0	73,709	-938	-1.0	72,771	72,771
DD88			20,491	0	22,197	-203	-1.0	21,994	21,994
DD89			109,217	0	118,395	-1,503	-1.0	116,892	116,892
DD90			371,078	0	402,246	-5,099	-1.0	397,147	397,147
DD91			333,116	0	361,085	-4,573	-1.0	356,512	356,512
DD92			1,007,233	0	1,091,843	-13,822	-1.0	1,078,021	1,078,021
D1			0	0	2,558,682	0	0.0	2,558,682	2,558,682
D2			0	0	1,288,451	0	0.0	1,288,451	1,288,451
D3			0	0	0	0	0.0	0	0.000
D4			15,152	0	15,498	-665	-4.0	14,893	14,893
D5			62,148	0	65,041	-512	-1.0	64,529	64,529
D6			703,027	0	710,093	-9,056	-1.0	701,037	701,037
D7			270,254	0	272,978	-3,454	-1.0	269,524	269,524
D8			486,703	0	491,620	-6,243	-1.0	485,377	485,377
Zone Total			989,341,566	30,907,618	1,027,971,292	-18,061,901		1,009,909,391	1,009,909,380

Aug-2013										
Zone	Date	KWH from NYISO		Total Unaccounted Load per Subzone						
29	Aug-13	183,318,719		-7,043,575						
Lse/Muni	PTID	NAME	CSS Load	Load Mod	Total-load mod w/losses	Unaccounted	Percent	Total - load mod w/losses + unaccounted	Mwh to NYISO	
EE1			76,236,482	106.501	82,286,317	-5,476,550	-7.0	76,809,767	76,809,743	
EE2			1,732,607	0	1,878,141	-23,779	-1.0	1,854,362	1,854,362	
EE3			4,778	0	5,273	0	0.0	5,273	5,273	
EE4			765,760	0	830,081	-10,506	-1.0	819,575	819,575	
EE5			5,989,693	0	6,377,461	-80,755	-1.0	6,296,706	6,296,706	
EE6			5,617,067	0	6,054,954	-76,650	-1.0	5,978,304	5,978,304	
EE7			453,150	0	491,219	-6,215	-1.0	485,004	485,004	
EE8			2,408,650	0	2,588,179	-32,782	-1.0	2,555,397	2,555,397	
EE9			673,022	0	729,172	-9,221	-1.0	719,951	719,951	
EE10			13,066	0	14,134	0	0.0	14,134	14,134	
EE11			1,756,078	0	1,865,749	-23,621	-1.0	1,842,128	1,842,128	
EE12			161,864	0	174,180	-2,151	-1.0	172,029	172,029	
EE13			179,348	0	194,426	-2,483	-1.0	191,943	191,943	
EE14			289,989	0	314,130	-3,986	-1.0	310,144	310,144	
EE15			200,492	0	217,333	-2,758	-1.0	214,575	214,575	
EE16			43,590	0	47,261	-601	-1.0	46,660	46,660	
EE17			934	0	934	0	0.0	934	934	
EE18			5,649,958	0	5,928,996	-75,055	-1.0	5,853,941	5,853,941	
EE19			6,571,106	0	6,877,026	-87,063	-1.0	6,789,963	6,789,963	
EE20			2,119,718	0	2,205,570	-27,921	-1.0	2,177,649	2,177,649	
EE21			1,538,607	0	1,667,857	-21,108	-1.0	1,646,749	1,646,749	
EE22			7,154	0	7,895	0	0.0	7,895	7,895	
EE23			2,336,308	0	2,478,821	-31,367	-1.0	2,447,454	2,447,454	
EE24			2,269,768	0	2,410,529	-30,500	-1.0	2,380,029	2,380,029	
EE25			2,967,538	0	3,204,284	-40,563	-1.0	3,163,721	3,163,721	
EE26			3,165,749	0	3,416,489	-43,247	-1.0	3,373,242	3,373,242	
EE27			1,772,338	0	1,912,954	-24,222	-1.0	1,888,732	1,888,732	
EE28			95,100	0	97,035	-1,139	-1.0	95,896	95,896	
EE29			3,732,408	0	3,810,802	-48,292	-1.0	3,762,510	3,762,510	
EE30			2,707,871	0	2,864,958	-36,275	-1.0	2,828,683	2,828,683	
EE31			33,099	0	35,923	-528	-1.0	35,395	35,395	
EE32			17,036	0	18,437	-51	0.0	18,386	18,386	
EE33			2,955,070	0	3,202,523	-40,553	-1.0	3,161,970	3,161,970	
EE34			416,029	0	450,979	-5,711	-1.0	445,268	445,268	
EE35			40,361	0	43,758	-699	-2.0	43,059	43,059	
EE36			944,272	0	1,023,488	-12,963	-1.0	1,010,525	1,010,525	
EE37			1,514,885	0	1,642,141	-20,796	-1.0	1,621,345	1,621,345	
EE38			309,366	0	335,350	-4,246	-1.0	331,104	331,104	
EE39			2,789,067	0	3,023,253	-38,264	-1.0	2,984,989	2,984,989	
EE40			63,006	0	68,293	-847	-1.0	67,446	67,446	
EE41			1,254	0	1,254	0	0.0	1,254	1,254	
EE42			34,448	0	36,964	-567	-2.0	35,497	35,497	
EE43			696,225	0	753,122	-18,540	-1.0	734,582	734,582	
EE44			3,119,058	0	3,381,049	-42,818	-1.0	3,338,231	3,338,231	
EE45			178,594	0	192,735	-2,429	-1.0	190,306	190,306	
EE46			112,428	0	121,865	-1,544	-1.0	120,321	120,321	
EE47			3,662,173	0	3,969,803	-50,257	-1.0	3,919,546	3,919,546	
EE48			300,288	0	325,519	-4,146	-1.0	321,373	321,373	
EE49			19,195	0	20,821	-71	0.0	20,750	20,750	
EE50			236,642	0	256,518	-3,260	-1.0	253,258	253,258	
EE51			1,689,596	0	1,831,018	-23,187	-1.0	1,807,831	1,807,831	
EE52			6	0	6	0	0.0	6	6	
EE53			0	0	0	0	0.0	0	0.000	
EE54			0	0	0	0	0.0	0	0.000	
EE55			980,320	0	1,040,113	-13,178	-1.0	1,026,935	1,026,935	
EE56			392,543	0	414,676	-5,254	-1.0	409,422	409,422	
EE57			139,628	0	151,342	-1,929	-1.0	149,413	149,413	
EE58			1,267,708	0	1,374,154	-17,397	-1.0	1,356,757	1,356,757	
EE59			34,493	0	37,410	-572	-2.0	36,838	36,838	
EE60			10,968	0	11,913	0	0.0	11,913	11,913	
EE61			17,085	0	18,483	0	0.0	18,483	18,483	
EE62			94,156	0	102,065	-1,241	-1.0	100,824	100,824	
EE63			513,501	0	556,639	-7,022	-1.0	549,617	549,617	
EE64			3,629	0	3,929	0	0.0	3,929	3,929	
EE65			211,768	0	229,540	-2,904	-1.0	226,645	226,645	
EE66			537	0	537	0	0.0	537	0.537	
EE67			5,573	0	6,233	0	0.0	6,233	6,233	
EE68			3,030	0	3,075	0	0.0	3,075	3,075	
EE69			33,938	0	36,825	-521	-1.0	36,304	36,304	
EE70			516,863	0	541,166	-6,852	-1.0	534,314	534,314	
EE71			920,659	0	976,083	-12,349	-1.0	963,734	963,734	
EE72			2,719,975	0	2,847,298	-137,850	-5.0	2,709,448	2,709,448	
EE73			133,754	0	144,986	-1,856	-1.0	143,130	143,130	
EE74			119,132	0	128,132	-1,639	-1.0	127,493	127,493	
EE75			3,285	0	3,438	0	0.0	3,438	3,438	
EE76			99,568	0	107,945	-1,292	-1.0	106,653	106,653	
EE77			163,245	0	176,989	-2,242	-1.0	174,727	174,727	
EE78			47,819	0	51,818	-690	-1.0	50,928	50,928	
EE79			467,280	0	506,528	-6,404	-1.0	500,124	500,124	
EE80			95,882	0	103,929	-1,286	-1.0	102,643	102,643	
EE81			57,266	0	62,076	-791	-1.0	61,285	61,285	
EE82			56,359	0	61,090	-792	-1.0	60,298	60,298	
EE83			831,860	0	856,425	-35,439	-4.0	820,986	820,986	
EE84			5,591,511	0	5,874,755	-302,704	-5.0	5,571,961	5,571,961	
E1			0	0	9,609,930	0	0.0	9,609,930	9,609,930	
E2			0	0	2,635,904	0	0.0	2,635,904	2,635,904	
Zone Total			166,118,223	106.501	190,362,294	-7,043,551		183,318,743	183,318,719	

Aug-2013									
Zone	Date	KWH from NYISO	Total Unaccounted Load per Subzone						
31	Aug-13	48,152,927	2,038,373						
Lse/Muni	PTID	NAME	CSS Load	Load Mod	Total-load mod w/losses	Unaccounted	Percent	Total - load mod w/losses + unaccounted	Mwh to NYISO
FF1			17,073,870	867,408	17,565,134	1,146,157	6.0	18,731,291	18,731,291
FF2			453,592	0	491,690	-4,230	-1.0	485,460	485,460
FF3			261,528	0	283,486	-3,566	-1.0	279,920	279,920
FF4			1,276,953	0	1,384,209	-17,532	-1.0	1,366,677	1,366,677
FF5			355,092	0	384,915	-4,876	-1.0	380,039	380,039
FF6			203,344	0	220,422	-2,753	-1.0	217,639	217,639
FF7			27,278	0	29,525	-371	-1.0	29,154	29,154
FF8			42,567	0	46,132	-713	-2.0	45,419	45,419
FF9			176,334	0	191,147	-2,415	-1.0	188,732	188,732
FF10			10,206	0	10,994	0	0.0	10,994	10,994
FF11			885,174	0	738,624	-9,350	-1.0	729,274	729,274
FF12			9,835	0	10,657	0	0.0	10,657	10,657
FF13			259,390	0	280,566	-3,560	-1.0	277,006	277,006
FF14			237,576	0	257,534	-3,259	-1.0	254,275	254,275
FF15			97,827	0	106,032	-1,338	-1.0	104,694	104,694
FF16			289,341	0	313,646	-3,979	-1.0	309,667	309,667
FF17			741	0	741	0	0.0	741	0,741
FF18			12,433	0	13,475	0	0.0	13,475	13,475
FF19			28,139	0	30,459	-26	-1.0	30,033	30,033
FF20			1,091,841	0	1,183,558	-14,981	-1.0	1,168,577	1,168,577
FF21			924,117	0	984,557	-12,481	-1.0	972,076	972,076
FF22			2,029,938	0	2,153,771	-27,252	-1.0	2,126,519	2,126,519
FF23			38,423	0	41,616	-688	-2.0	40,928	40,928
FF24			128,824	0	139,639	-1,788	-1.0	137,851	137,851
FF25			10,349	0	11,229	0	0.0	11,229	11,229
FF26			317,471	0	344,153	-4,349	-1.0	339,804	339,804
FF27			330,101	0	357,821	-4,564	-1.0	353,257	353,257
FF28			79,186	0	85,831	-1,096	-1.0	84,735	84,735
FF29			102,972	0	111,612	-1,403	-1.0	110,209	110,209
FF30			17,414	0	18,883	-1	0.0	18,882	18,882
FF31			155,285	0	168,329	-2,084	-1.0	166,245	166,245
FF32			124,829	0	135,093	-1,741	-1.0	133,352	133,352
FF33			4,334	0	4,763	0	0.0	4,763	4,763
FF34			7,755	0	8,499	0	0.0	8,499	8,499
FF35			945,825	0	1,023,836	-12,972	-1.0	1,010,864	1,010,864
FF36			6,851	0	7,589	0	0.0	7,589	7,589
FF37			81,927	0	88,814	-1,106	-1.0	87,708	87,708
FF38			0	0	0	0	0.0	0	0,000
FF39			0	0	0	0	0.0	0	0,000
FF40			0	0	0	0	0.0	0	0,000
FF41			2,548	0	2,798	0	0.0	2,798	2,798
FF42			3,132	0	3,132	0	0.0	3,132	3,132
FF43			0	0	0	0	0.0	0	0,000
FF44			0	0	0	0	0.0	0	0,000
FF45			167,785	0	181,871	-2,294	-1.0	179,577	179,577
FF46			146,337	0	149,429	-1,793	-1.0	147,636	147,636
FF47			39,792	0	43,146	-658	-2.0	42,488	42,488
FF48			981,975	0	1,063,490	-13,456	-1.0	1,050,034	1,050,034
FF49			94,668	0	102,620	-1,253	-1.0	101,367	101,367
FF50			6,156	0	6,820	0	0.0	6,820	6,820
FF51			26,004	0	28,848	-391	-1.0	28,457	28,457
FF52			9,927	0	10,738	0	0.0	10,738	10,738
FF53			78,436	0	85,011	-1,064	-1.0	83,947	83,947
FF54			3,330	0	3,497	0	0.0	3,497	3,497
FF55			631,052	0	663,013	47,913	7.0	710,926	710,926
FF56			161,692	0	175,273	13,450	7.0	188,723	188,723
FF57			61,460	0	66,617	-756	-1.0	65,861	65,861
FF58			9,844	0	10,696	0	0.0	10,696	10,696
FF59			8,636	0	9,383	0	0.0	9,383	9,383
FF60			35,174	0	38,187	-563	-2.0	37,604	37,604
FF61			1,870	0	1,870	0	0.0	1,870	1,870
FF62			1,012	0	1,012	0	0.0	1,012	1,012
FF63			14,195	0	15,370	0	0.0	15,370	15,370
FF64			54,396	0	58,964	-748	-1.0	58,216	58,216
FF65			40,353	0	43,740	-640	-1.0	43,100	43,100
FF66			88,428	0	95,849	-1,177	-1.0	94,672	94,672
F1			13,790,916	0	14,004,190	1,002,575	7.0	15,006,765	15,006,765
Zone Total			44,358,180	867,408	46,114,554	2,038,378	7.0	48,152,932	48,152,927
Grand Total			3,099,217,556	52,487,681	3,362,636,076	-51,402,948		3,311,233,128	3,311,233

1/15/2014

8:28:25 AM Page -1 of 1



Sep-2013									
Zone	Date	KWH from NYISO		Total Unaccounted Load per Subzone					
1	Sep-13	989,812,032		-25,935,110					
Line/Bus	PTID	NAME	CSS Load	Load Mod	Total load mod w/losses	Unaccounted	Percent	Total - load mod w/losses - *	Mwh to NYISO
AA1			243,974,900	197.070	262,415,432	-10,068,109	-4.0	252,347,323	252,347,291
AA2			2,339,105	0	2,535,588	-35,759	-1.0	2,499,829	2,499,829
AA3			2,198,517	0	2,339,834	-32,995	-1.0	2,306,839	2,306,839
AA4			36,354,731	0	38,684,682	-645,532	-1.0	38,139,150	38,139,150
AA5			28,038,655	0	29,551,262	-416,740	-1.0	29,134,522	29,134,522
AA6			2,525,919	0	2,733,234	-38,551	-1.0	2,694,683	2,694,683
AA7			7,403,641	0	7,987,759	-112,643	-1.0	7,875,116	7,875,116
AA8			2,561,544	0	2,775,420	-39,139	-1.0	2,736,281	2,736,281
AA9			4,535,896	0	4,864,854	-88,809	-1.0	4,776,045	4,776,045
AA10			16,535,073	0	17,534,276	-247,270	-1.0	17,287,006	17,287,006
AA11			14,848,097	0	15,279,922	-215,495	-1.0	15,064,427	15,064,427
AA12			3,564,052	0	3,731,554	-52,608	-1.0	3,678,946	3,678,946
AA13			7,024,945	0	7,484,870	-105,559	-1.0	7,379,311	7,379,311
AA14			900,986	0	919,870	-32,481	-4.0	887,389	887,389
AA15			3,164,418	0	3,371,093	-47,551	-1.0	3,323,542	3,323,542
AA16			2,657,923	0	2,876,507	-40,567	-1.0	2,835,940	2,835,940
AA17			3,501,527	0	3,771,085	-53,190	-1.0	3,717,895	3,717,895
AA18			222,605	0	241,311	-3,381	-1.0	237,930	237,930
AA19			7,261,909	0	7,636,588	-107,691	-1.0	7,528,897	7,528,897
AA20			34,348,067	0	36,680,516	-517,255	-1.0	36,163,261	36,163,261
AA21			12,716,960	0	13,542,477	-190,975	-1.0	13,351,502	13,351,502
AA22			1,660,021	0	2,006,918	-28,305	-1.0	1,978,613	1,978,613
AA23			3,745,620	0	3,824,280	-53,928	-1.0	3,770,354	3,770,354
AA24			5,703,458	0	6,155,448	-86,803	-1.0	6,068,645	6,068,645
AA25			112,724	0	122,200	-1,770	-1.0	120,430	120,430
AA26			5,329,149	0	5,607,708	-79,090	-1.0	5,528,618	5,528,618
AA27			19,023,755	0	13,703,301	-183,244	-1.0	13,510,057	13,510,057
AA28			24,509,005	0	26,118,684	-368,322	-1.0	25,750,362	25,750,362
AA29			6,984,720	0	7,566,196	-106,704	-1.0	7,459,492	7,459,492
AA30			5,284,436	0	5,710,036	-80,525	-1.0	5,629,511	5,629,511
AA31			0	0	0	0	0.0	0	0.000
AA32			0	0	0	0	0.0	0	0.000
AA33			312,733	0	327,452	-4,624	-1.0	322,828	322,828
AA34			191,926	0	200,988	-2,850	-1.0	198,138	198,138
AA35			1,066,502	0	1,116,618	-15,757	-1.0	1,100,861	1,100,861
AA36			462,989	0	484,752	-6,780	-1.0	477,972	477,972
AA37			291,816	0	305,655	-4,275	-1.0	301,380	301,380
AA38			18,730	0	19,657	-193	-1.0	19,464	19,464
AA39			347,964	0	364,305	-5,158	-1.0	359,147	359,147
AA40			372,816	0	380,756	-5,408	-1.0	375,348	375,348
AA41			1,552,879	0	1,647,917	-23,236	-1.0	1,624,681	1,624,681
AA42			1,185,940	0	1,253,934	-34,919	-3.0	1,219,015	1,219,015
AA43			128,779	0	128,370	-1,625	-1.0	126,745	126,745
AA44			796,875	0	845,496	-11,934	-1.0	833,562	833,562
AA45			1,912,861	0	2,007,982	-28,307	-1.0	1,979,675	1,979,675
AA46			1,153,833	0	1,221,969	-17,225	-1.0	1,204,744	1,204,744
AA47			2,738	0	2,741	0	0.0	2,741	2,741
AA48			15,049,208	0	16,232,883	-228,927	-1.0	16,003,956	16,003,956
AA49			1,131,794	0	1,226,864	-17,302	-1.0	1,209,562	1,209,562
AA50			110,162	0	119,409	-1,694	-1.0	117,715	117,715
AA51			3,120,389	0	3,382,355	-47,705	-1.0	3,334,650	3,334,650
AA52			2,753,528	0	2,984,839	-42,092	-1.0	2,942,747	2,942,747
AA53			478,915	0	518,530	-7,325	-1.0	511,205	511,205
AA54			4,494,100	0	4,840,614	-68,268	-1.0	4,772,346	4,772,346
AA55			191,317	0	207,387	-2,931	-1.0	204,456	204,456
AA56			1,893,697	0	2,026,422	-28,588	-1.0	1,997,834	1,997,834
AA57			14,951	0	16,193	0	0.0	16,193	16,193
AA58			152,309	0	163,317	-2,276	-1.0	161,041	161,041
AA59			282,178	0	303,025	-4,296	-1.0	298,729	298,729
AA60			430,825	0	460,752	-6,526	-1.0	454,226	454,226
AA61			1,093,964	0	1,179,973	-16,631	-1.0	1,163,342	1,163,342
AA62			828,650	0	888,091	-12,516	-1.0	875,575	875,575
AA63			1,737,051	0	1,882,959	-26,550	-1.0	1,856,403	1,856,403
AA64			7,696,876	0	8,343,420	-117,656	-1.0	8,225,764	8,225,764
AA65			777,039	0	842,302	-11,875	-1.0	830,427	830,427
AA66			472,004	0	511,665	-7,223	-1.0	504,442	504,442
AA67			10,481,302	0	11,361,534	-160,224	-1.0	11,201,310	11,201,310
AA68			58,041	0	60,961	-749	-1.0	60,212	60,212
AA69			1,982,529	0	2,149,048	-30,304	-1.0	2,118,744	2,118,744
AA70			14,212	0	15,386	-1	0.0	15,385	15,385
AA71			1,133,842	0	1,225,968	-17,295	-1.0	1,208,673	1,208,673
AA72			1,408,813	0	1,525,365	-21,516	-1.0	1,503,849	1,503,849
AA73			418,464	0	438,146	-6,257	-1.0	431,889	431,889
AA74			920,889	0	998,246	-14,081	-1.0	984,165	984,165
AA75			369,380	0	400,406	-5,644	-1.0	394,762	394,762
AA76			27,747	0	28,467	-720	-3.0	27,747	27,747
AA77			2,567,607	0	2,782,886	-39,248	-1.0	2,743,620	2,743,620
AA78			22,042	0	23,910	-305	-1.0	23,605	23,605
AA79			6,111	0	6,772	0	0.0	6,772	6,772
AA80			293,132	0	317,744	-4,469	-1.0	313,275	313,275
AA81			122,872	0	133,189	-1,886	-1.0	131,303	131,303
AA82			8,289,109	0	8,941,740	-126,099	-1.0	8,815,641	8,815,641
AA83			55,910	0	60,605	-844	-1.0	59,761	59,761
AA84			445,905	0	483,369	-6,831	-1.0	476,538	476,538
AA85			3,036	0	3,165	0	0.0	3,165	3,165
AA86			719,592	0	769,710	-10,853	-1.0	758,857	758,857
AA87			37,092	0	40,220	-695	-2.0	39,525	39,525
AA88			6,279,203	0	6,760,934	-95,344	-1.0	6,665,590	6,665,590
AA89			8,193,161	0	8,578,467	-257,927	-3.0	8,320,540	8,320,540
AA90			323,805	0	351,001	-4,949	-1.0	346,052	346,052
AA91			37,742	0	40,918	-694	-2.0	40,224	40,224
AA92			12,555	0	13,617	0	0.0	13,617	13,617
AA93			543,639	0	589,281	-8,308	-1.0	580,973	580,973
AA94			98,946	0	107,261	-1,519	-1.0	105,742	105,742
AA95			222,620	0	241,312	-3,408	-1.0	237,904	237,904
AA96			253,545	0	273,949	-3,861	-1.0	270,088	270,088
AA97			116,651	0	126,449	-1,803	-1.0	124,646	124,646
AA98			219,110	0	237,516	-3,327	-1.0	234,189	234,189
AA99			337,953	0	365,347	-5,167	-1.0	361,180	361,180
AA100			32,061	0	34,757	-588	-2.0	34,169	34,169
AA101			78,424,693	0	80,434,278	-2,712,253	-3.0	77,722,025	77,722,025
AA102			215,340,786	0	220,613,066	-7,543,460	-4.0	213,069,606	213,069,606
A1			1,940,534	0	1,995,403	-57,627	-3.0	1,937,776	1,937,776
A2			0	0	16,670,573	0	0.0	16,670,573	16,670,573
A3			0	0	1,500,244	0	0.0	1,500,244	1,500,244
A4			0	0	33,070,602	0	0.0	33,070,602	33,070,602
A5			0	0	0	0	0.0	0	0.000
A6			0	0	17,197,723	0	0.0	17,197,723	17,197,723
A7			0	0	509,374	0	0.0	509,374	509,374
A8			0	0	54,756	-3,357	-7.0	51,399	51,399
Zone Total			897,452,059	197,070	1,015,747,142	-25,935,078		989,812,064	989,812,032

Sep-2013										
Zone	Date	KWH from NYISO		Total Unaccounted Load per Subzone						
2	Sep-13	552,915,810		-16,180,085						
Line/Bus	PTID	NAME	CSS Load	Load Mod	Total load mod w/losses	Unaccounted	Percent	Total - load mod w/losses + unaccounted	Mwh to NYISO	
BB1			212,039,221	3,458,501	224,766,957	-10,523,966	-5.0	214,242,991	214,242,992	
BB2			3,972,840	0	4,306,561	-60,732	-1.0	4,245,829	4,245,829	
BB3			628,171	0	666,423	-9,430	-1.0	656,993	656,993	
BB4			2,569,515	0	2,783,358	-39,275	-1.0	2,744,083	2,744,083	
BB5			45,291,501	0	48,481,952	-683,687	-1.0	47,798,265	47,798,265	
BB6			10,118,608	0	10,919,465	-153,980	-1.0	10,765,485	10,765,485	
BB7			1,545,621	0	1,672,956	-23,593	-1.0	1,649,363	1,649,363	
BB8			1,004,711	0	1,086,214	-15,315	-1.0	1,070,899	1,070,899	
BB9			2,786,829	0	3,020,913	-42,812	-1.0	2,978,301	2,978,301	
BB10			3,132,803	0	3,388,636	-47,796	-1.0	3,340,840	3,340,840	
BB11			135,364	0	146,730	-2,065	-1.0	144,665	144,665	
BB12			129,199	0	140,043	-1,981	-1.0	138,062	138,062	
BB13			630,266	0	665,037	-9,375	-1.0	655,662	655,662	
BB14			23,604,940	0	25,082,694	-353,723	-1.0	24,728,971	24,728,971	
BB15			22,793,418	0	24,205,142	-341,348	-1.0	23,863,794	23,863,794	
BB16			9,368,734	0	9,729,174	-137,205	-1.0	9,591,969	9,591,969	
BB17			3,050,505	0	3,300,596	-46,549	-1.0	3,254,047	3,254,047	
BB18			10,484	0	11,389	0	0.0	11,389	11,389	
BB19			13,614,084	0	14,236,874	-200,779	-1.0	14,036,095	14,036,095	
BB20			18,394,289	0	19,393,551	-273,488	-1.0	19,120,063	19,120,063	
BB21			3,381,927	0	3,619,712	-51,036	-1.0	3,568,676	3,568,676	
BB22			4,478,199	0	4,854,120	-86,445	-1.0	4,767,675	4,767,675	
BB23			8,893,839	0	9,568,143	-134,933	-1.0	9,433,210	9,433,210	
BB24			858,366	0	876,374	-12,334	-1.0	864,040	864,040	
BB25			964,356	0	984,603	-13,883	-1.0	970,720	970,720	
BB26			4,100	0	4,100	0	0.0	4,100	4,100	
BB27			75,816	0	77,488	-1,218	-2.0	76,270	76,270	
BB28			0	0	0	0	0.0	0	0.000	
BB29			2,039,688	0	2,082,514	-29,331	-1.0	2,053,183	2,053,183	
BB30			0	0	0	0	0.0	0	0.000	
BB31			2,268,972	0	2,316,682	-32,884	-1.0	2,283,988	2,283,988	
BB32			0	0	0	0	0.0	0	0.000	
BB33			1,255,680	0	1,338,036	-18,878	-1.0	1,319,158	1,319,158	
BB34			1,132,869	0	1,201,976	-16,951	-1.0	1,185,025	1,185,025	
BB35			7,637	0	8,204	0	0.0	8,204	8,204	
BB36			1,677,758	0	1,816,696	-25,862	-1.0	1,790,834	1,790,834	
BB37			633,257	0	686,447	-9,680	-1.0	676,767	676,767	
BB38			67,918	0	73,614	-1,024	-1.0	72,590	72,590	
BB39			2,024,824	0	2,194,684	-30,956	-1.0	2,163,728	2,163,728	
BB40			3,045,122	0	3,330,992	-46,560	-1.0	3,284,342	3,284,342	
BB41			655,332	0	710,364	-10,027	-1.0	700,337	700,337	
BB42			8,328,133	0	9,022,098	-127,228	-1.0	8,894,870	8,894,870	
BB43			164,778	0	178,625	-2,510	-1.0	176,115	176,115	
BB44			2,385	0	2,385	0	0.0	2,385	2,385	
BB45			1,091,586	0	1,183,293	-16,882	-1.0	1,166,601	1,166,601	
BB46			5,967,287	0	6,468,544	-91,216	-1.0	6,377,328	6,377,328	
BB47			2,811,507	0	3,031,262	-42,753	-1.0	2,988,509	2,988,509	
BB48			702,106	0	761,090	-10,719	-1.0	750,371	750,371	
BB49			900	0	921	0	0.0	921	0.921	
BB50			7,687	0	8,373	0	0.0	8,373	8,373	
BB51			10,039,034	0	10,882,320	-153,457	-1.0	10,728,863	10,728,863	
BB52			635,819	0	689,230	-9,721	-1.0	679,509	679,509	
BB53			282,975	0	306,745	-4,339	-1.0	302,406	302,406	
BB54			637	0	637	0	0.0	637	0.637	
BB55			1,924,403	0	2,067,892	-29,163	-1.0	2,038,729	2,038,729	
BB56			39	0	39	0	0.0	39	0.039	
BB57			2,948	0	2,949	0	0.0	2,949	2,949	
BB58			31,648	0	33,584	-476	-1.0	33,108	33,108	
BB59			10	0	10	0	0.0	10	0.010	
BB60			0	0	0	0	0.0	0	0.000	
BB61			24,421	0	25,558	-363	-1.0	25,195	25,195	
BB62			7	0	7	0	0.0	7	0.007	
BB63			2,225,270	0	2,272,007	-32,042	-1.0	2,239,965	2,239,965	
BB64			670,908	0	727,278	-10,263	-1.0	717,015	717,015	
BB65			598,960	0	649,264	-9,161	-1.0	640,103	640,103	
BB66			184,481	0	188,302	-2,746	-1.0	185,556	185,556	
BB67			2,401,561	0	2,603,294	-36,715	-1.0	2,566,579	2,566,579	
BB68			237,425	0	279,045	-3,930	-1.0	275,115	275,115	
BB69			101,162	0	109,648	-1,561	-1.0	108,087	108,087	
BB70			802,575	0	869,984	-12,259	-1.0	857,725	857,725	
BB71			264,795	0	287,036	-4,045	-1.0	282,991	282,991	
BB72			21,121	0	22,934	-231	-1.0	22,703	22,703	
BB73			25,316	0	27,454	-865	-1.0	27,088	27,088	
BB74			1,172,555	0	1,271,044	-17,932	-1.0	1,253,112	1,253,112	
BB75			8,893	0	7,602	0	0.0	7,602	7,602	
BB76			6,269	0	6,975	0	0.0	6,975	6,975	
BB77			74,715	0	80,987	-1,151	-1.0	79,816	79,816	
BB78			31,959	0	34,685	-649	-2.0	34,036	34,036	
BB79			87,855	0	95,259	-1,276	-1.0	93,983	93,983	
BB80			1,445,462	0	1,531,609	-21,597	-1.0	1,510,012	1,510,012	
BB81			22,371	0	24,280	-281	-1.0	23,999	23,999	
BB82			8,058,566	0	8,441,109	-269,288	-3.0	8,171,821	8,171,821	
BB83			234,524	0	254,224	-3,582	-1.0	250,642	250,642	
BB84			81,548	0	88,392	-1,199	-1.0	87,193	87,193	
BB85			66,835	0	72,436	-1,012	-1.0	71,424	71,424	
BB86			201,892	0	218,842	-3,093	-1.0	215,749	215,749	
BB87			91,505	0	99,189	-1,389	-1.0	97,800	97,800	
BB88			64,373	0	69,778	-964	-1.0	68,814	68,814	
BB89			159,572	0	172,972	-2,409	-1.0	170,563	170,563	
BB90			26,077	0	28,263	-364	-1.0	27,879	27,879	
BB91			221,127	0	239,702	-3,964	-1.0	236,338	236,338	
BB92			170,598	0	184,927	-2,602	-1.0	182,325	182,325	
BB93			24,719	0	26,805	-387	-1.0	26,418	26,418	
BB94			226,791	0	231,588	-3,251	-1.0	228,337	228,337	
B1			45,670,160	0	46,131,472	-1,771,829	-4.0	44,359,643	44,359,643	
B2			0	0	32,781,438	0	0.0	32,781,438	32,781,438	
B3			0	0	575,015	0	0.0	575,015	575,015	
Zone Total			506,005,011	3,458,501	569,095,895	-16,180,086		552,915,809	552,915,810	

Sep-2013									
Zone	Date	KWH from NYISO		Total Unaccounted Load per Subzone					
3	Sep-13	362,389,411		-4,929,212					
Line/Bus	PTID	NAME	CSS Load	Load Mod	Total load mod w/losses	Unaccounted	Percent	Total - load mod w/losses - unaccounted	Mwh to NYISO
CC1			149,753,713	16,326,255	144,097,336	-2,252,582	-2.0	141,844,754	141,844,769
CC2			3,512,331	0	3,807,364	-53,692	-1.0	3,753,672	3,753,672
CC3			23,571	0	25,562	-340	-1.0	25,222	25,222
CC4			1,894,283	0	2,053,240	-28,937	-1.0	2,024,303	2,024,303
CC5			28,680,363	0	30,447,381	-429,374	-1.0	30,018,007	30,018,007
CC6			12,409,912	0	13,240,504	-186,721	-1.0	13,053,783	13,053,783
CC7			1,205,437	0	1,305,063	-18,413	-1.0	1,286,650	1,286,650
CC8			301,588	0	325,891	-4,604	-1.0	321,287	321,287
CC9			1,542,105	0	1,871,633	-23,573	-1.0	1,848,060	1,848,060
CC10			784,997	0	846,668	-11,946	-1.0	834,722	834,722
CC11			300,356	0	325,589	-4,583	-1.0	321,006	321,006
CC12			294	0	316	0	0.0	316	0.316
CC13			3,619,259	0	3,920,786	-55,289	-1.0	3,865,496	3,865,496
CC14			119,072	0	129,077	-1,830	-1.0	127,247	127,247
CC15			23,260,662	0	24,530,580	-345,934	-1.0	24,184,646	24,184,646
CC16			8,165,566	0	8,786,621	-123,893	-1.0	8,662,728	8,662,728
CC17			1,452,019	0	1,573,987	-22,198	-1.0	1,551,789	1,551,789
CC18			2,046,470	0	2,218,365	-31,293	-1.0	2,187,072	2,187,072
CC19			11,234	0	12,203	0	0.0	12,203	12,203
CC20			4,359,296	0	4,611,776	-65,035	-1.0	4,546,741	4,546,741
CC21			9,262,239	0	9,749,523	-137,491	-1.0	9,612,032	9,612,032
CC22			1,299,927	0	1,408,230	-19,867	-1.0	1,388,363	1,388,363
CC23			5,227,740	0	5,662,482	-79,853	-1.0	5,582,629	5,582,629
CC24			6,626,718	0	7,063,196	-99,604	-1.0	6,963,592	6,963,592
CC25			65,184	0	66,542	-855	-1.0	65,687	65,687
CC26			142,162	0	145,104	-2,123	-1.0	142,981	142,981
CC27			5,933,763	0	6,310,896	-88,989	-1.0	6,221,907	6,221,907
CC28			2,971	0	2,971	0	0.0	2,971	2,971
CC29			62,426	0	67,659	-936	-1.0	66,723	66,723
CC30			218,777	0	237,144	-3,311	-1.0	233,833	233,833
CC31			485,414	0	527,280	-7,442	-1.0	519,838	519,838
CC32			200,066	0	204,267	-2,880	-1.0	201,387	201,387
CC33			57,777	0	62,613	-883	-1.0	61,730	61,730
CC34			1,895,360	0	2,054,565	-28,967	-1.0	2,025,598	2,025,598
CC35			3,976,803	0	4,310,854	-80,802	-1.0	4,230,052	4,230,052
CC36			544,223	0	589,618	-8,319	-1.0	581,299	581,299
CC37			5,066,652	0	5,484,281	-77,340	-1.0	5,406,941	5,406,941
CC38			133,294	0	144,500	-2,040	-1.0	142,460	142,460
CC39			13,402	0	14,706	-152	-1.0	14,554	14,554
CC40			0	0	0	0	0.0	0	0.000
CC41			887,511	0	962,055	-13,560	-1.0	948,495	948,495
CC42			5,024,038	0	5,446,050	-76,804	-1.0	5,369,246	5,369,246
CC43			328,850	0	354,307	-5,014	-1.0	349,293	349,293
CC44			464,779	0	503,824	-7,099	-1.0	496,725	496,725
CC45			15,354,202	0	16,843,273	-234,709	-1.0	16,608,564	16,608,564
CC46			572,514	0	620,609	-8,752	-1.0	611,857	611,857
CC47			135,288	0	146,655	-2,068	-1.0	144,587	144,587
CC48			152,948	0	165,796	-2,306	-1.0	163,490	163,490
CC49			980,785	0	1,063,179	-14,983	-1.0	1,048,196	1,048,196
CC50			0	0	0	0	0.0	0	0.000
CC51			0	0	0	0	0.0	0	0.000
CC52			0	0	0	0	0.0	0	0.000
CC53			3	0	3	0	0.0	3	0.003
CC54			22	0	22	0	0.0	22	0.022
CC55			3,381	0	3,578	0	0.0	3,578	3,578
CC56			0	0	0	0	0.0	0	0.000
CC57			0	0	0	0	0.0	0	0.000
CC58			141	0	150	-2	-1.0	148	0.148
CC59			0	0	0	0	0.0	0	0.000
CC60			0	0	0	0	0.0	0	0.000
CC61			2,129	0	2,206	0	0.0	2,206	2,206
CC62			18	0	19	0	0.0	19	0.019
CC63			2,932	0	2,932	0	0.0	2,932	2,932
CC64			11,803	0	12,725	-110	-1.0	12,615	12,615
CC65			116	0	119	-2	-2.0	117	0.117
CC66			80	0	80	0	0.0	80	0.080
CC67			479	0	479	0	0.0	479	0.479
CC68			46	0	46	0	0.0	46	0.046
CC69			701	0	714	-8	-1.0	706	0.706
CC70			23	0	23	0	0.0	23	0.023
CC71			113	0	113	0	0.0	113	0.113
CC72			1,915	0	1,971	-9	-0.0	1,962	1,962
CC73			22	0	22	0	0.0	22	0.022
CC74			8,635	0	8,920	-1	0.0	8,919	8,919
CC75			96	0	96	0	0.0	96	0.096
CC76			15	0	15	0	0.0	15	0.015
CC77			21	0	22	0	0.0	22	0.022
CC78			0	0	0	0	0.0	0	0.000
CC79			2,156	0	2,245	0	0.0	2,245	2,245
CC80			26	0	26	0	0.0	26	0.026
CC81			28	0	28	0	0.0	28	0.028
CC82			0	0	0	0	0.0	0	0.000
CC83			9	0	9	0	0.0	9	0.009
CC84			16	0	16	0	0.0	16	0.016
CC85			0	0	0	0	0.0	0	0.000
CC86			28	0	28	0	0.0	28	0.028
CC87			709,771	0	769,395	-10,846	-1.0	758,549	758,549
CC88			354,701	0	384,496	-5,427	-1.0	379,069	379,069
CC89			2,844,262	0	3,076,797	-43,389	-1.0	3,033,408	3,033,408
CC90			404,875	0	436,679	-6,188	-1.0	432,691	432,691
CC91			92,022	0	99,751	-1,394	-1.0	98,357	98,357
CC92			392,924	0	425,924	-6,007	-1.0	419,917	419,917
CC93			118,797	0	128,782	-1,826	-1.0	126,956	126,956
CC94			2,801	0	2,815	0	0.0	2,815	2,815
CC95			35,760	0	38,765	-832	-2.0	38,133	38,133
CC96			641,919	0	695,465	-9,809	-1.0	685,656	685,656
CC97			13,408	0	14,525	0	0.0	14,525	14,525
CC98			1,714	0	1,714	0	0.0	1,714	1,714
CC99			39,182	0	42,469	-716	-2.0	41,753	41,753
CC100			28,217	0	30,607	-490	-2.0	30,108	30,108
CC101			57,213	0	58,411	-822	-1.0	57,589	57,589
CC102			212,238	0	225,199	-3,169	-1.0	222,030	222,030
CC103			305,808	0	331,480	-4,666	-1.0	326,815	326,815
CC104			856	0	856	0	0.0	856	0.856
CC105			13,289,764	0	13,847,297	-88,809	0.0	13,798,488	13,798,488
CC106			377,581	0	409,290	-5,772	-1.0	403,518	403,518
CC107			164,072	0	177,855	-2,496	-1.0	175,359	175,359
CC108			62,652	0	67,910	-958	-1.0	66,952	66,952
CC109			58,338	0	63,236	-876	-1.0	62,358	62,358
CC110			28,158	0	30,512	-496	-2.0	30,016	30,016
CC111			9,770	0	10,599	0	0.0	10,599	10,599
CC112			962,507	0	1,041,123	-14,690	-1.0	1,026,433	1,026,433
CC113			6,767	0	7,300	-105	-1.0	7,195	7,195
CC114			189,195	0	205,092	-2,906	-1.0	202,186	202,186
CC115			238,773	0	258,822	-3,635	-1.0	255,187	255,187
CC116			28,133	0	30,488	-490	-2.0	29,998	29,998
C1			5,059,237	0	5,110,356	-899	0.0	5,109,457	5,109,457
C2			0	0	9,433,266	0	0.0	9,433,266	9,433,266
C3			0	0	487,021	0	0.0	487,021	487,021
C4			442,260	0	462,780	-4,781	-1.0	457,999	457,999
C5			1,180	0	1,208	-193	-19.0	1,015	1,015
C6			0	0	7,875,956	0	0.0	7,875,956	7,875,956
C7			0	0	0	0	0.0	0	0.000
C8			6,589,721	0	6,728,111	-94,893	-1.0	6,633,218	6,633,218
C9			310,917	0	325,343	-4,320	-1.0	321,023	321,023
Zone Total			342,667,786	16,326,255	367,318,623	-4,929,227		362,389,396	362,389,411

Sep-2013									
Zone	Date	KWH from NYISO		Total Unaccounted Load per Subzone					
4	Sep-13	874,812,429		-28,530,551					
Line/Bus	PTID	NAME	CSS Load	Load Mod	Total load mod w/losses	Unaccounted	Percent	Total - load mod w/losses + unaccounted	Mwh to NYISO
DD1			333,405,564	26,115,569	332,940,477	-18,665,652	-6.0	314,274,825	314,274.827
DD2			7,094,389	0	7,690,317	-108,457	-1.0	7,581,860	7,581.860
DD3			79,722	0	86,438	-1,171	-1.0	85,267	85.267
DD4			3,716,834	0	4,029,046	-56,814	-1.0	3,972,232	3,972.232
DD5			126,982,233	0	132,859,828	-1,873,589	-1.0	130,986,239	130,986.239
DD6			33,184,090	0	35,089,847	-494,845	-1.0	34,595,002	34,595.002
DD7			4,544,375	0	4,906,323	-89,187	-1.0	4,817,136	4,817.136
DD8			1,847,885	0	1,979,151	-27,915	-1.0	1,951,236	1,951.236
DD9			2,133,465	0	2,312,685	-32,616	-1.0	2,280,069	2,280.069
DD10			669,496	0	725,760	-10,236	-1.0	715,514	715.514
DD11			8,152,681	0	8,323,890	-424,726	-5.0	7,899,164	7,899.164
DD12			574,358	0	622,594	-8,760	-1.0	613,834	613.834
DD13			69,879	0	75,738	-1,040	-1.0	74,698	74.698
DD14			478,615	0	518,809	-7,331	-1.0	511,478	511.478
DD15			45,763,313	0	48,008,074	-677,017	-1.0	47,331,057	47,331.057
DD16			29,121,773	0	31,125,746	-438,936	-1.0	30,686,810	30,686.810
DD17			9,905,804	0	10,380,534	-146,392	-1.0	10,234,142	10,234.142
DD18			16,622,082	0	17,800,271	-251,020	-1.0	17,549,251	17,549.251
DD19			52,495	0	56,896	-731	-1.0	56,165	56.165
DD20			3,658,690	0	3,854,031	-54,350	-1.0	3,799,681	3,799.681
DD21			22,590,481	0	23,788,495	-335,462	-1.0	23,453,033	23,453.033
DD22			1,081,038	0	1,171,847	-16,529	-1.0	1,155,318	1,155.318
DD23			9,182,541	0	9,948,154	-140,287	-1.0	9,807,867	9,807.867
DD24			26,991,593	0	29,088,004	-410,208	-1.0	28,677,796	28,677.796
DD25			41,655	0	42,522	-604	-1.0	41,918	41.918
DD26			29,092,653	0	30,356,855	-428,079	-1.0	29,928,776	29,928.776
DD27			2,813,902	0	2,984,946	-42,084	-1.0	2,942,862	2,942.862
DD28			1,308,894	0	1,370,415	-19,318	-1.0	1,351,097	1,351.097
DD29			42,843	0	46,473	-720	-2.0	45,753	45.753
DD30			588,957	0	638,420	-9,005	-1.0	629,415	629.415
DD31			1,107,061	0	1,200,055	-16,920	-1.0	1,183,135	1,183.135
DD32			134,951	0	146,281	-2,064	-1.0	144,217	144.217
DD33			9,691,732	0	10,505,655	-148,159	-1.0	10,357,496	10,357.496
DD34			7,139,627	0	7,690,455	-108,457	-1.0	7,581,998	7,581.998
DD35			1,358,773	0	1,472,910	-20,762	-1.0	1,452,148	1,452.148
DD36			9,922,254	0	10,750,493	-151,802	-1.0	10,598,691	10,598.691
DD37			578,077	0	590,206	-8,344	-1.0	581,862	581.862
DD38			388,475	0	396,611	-5,609	-1.0	391,002	391.002
DD39			682,696	0	740,030	-10,434	-1.0	729,596	729.596
DD40			734	0	734	0	0.0	734	0.734
DD41			3,032,301	0	3,287,022	-46,365	-1.0	3,240,657	3,240.657
DD42			6,276,108	0	6,803,307	-95,934	-1.0	6,707,373	6,707.373
DD43			1,384,553	0	1,500,854	-21,167	-1.0	1,479,687	1,479.687
DD44			3,912,269	0	4,237,968	-59,763	-1.0	4,178,205	4,178.205
DD45			35,698,750	0	38,696,496	-645,694	-1.0	38,050,802	38,050.802
DD46			220,520	0	225,138	-3,202	-1.0	221,936	221.936
DD47			912,927	0	989,600	-13,941	-1.0	975,659	975.659
DD48			322,384	0	349,470	-4,929	-1.0	344,541	344.541
DD49			85,642	0	103,684	-1,501	-1.0	102,183	102.183
DD50			1,747,793	0	1,874,590	-26,432	-1.0	1,848,158	1,848.158
DD51			6,827	0	6,874	-3	0.0	6,871	6.871
DD52			1,953	0	1,953	0	0.0	1,953	1.953
DD53			2,193	0	2,192	-2	0.0	2,190	2.190
DD54			18,822	0	19,706	-278	-1.0	19,428	19.428
DD55			0	0	0	0	0.0	0	0.000
DD56			1,155	0	1,155	0	0.0	1,155	1.155
DD57			6,228	0	6,245	0	0.0	6,245	6.245
DD58			9	0	9	0	0.0	9	0.009
DD59			0	0	0	0	0.0	0	0.000
DD60			664	0	676	-12	-2.0	664	0.664
DD61			831	0	854	-12	-1.0	842	0.842
DD62			1,391,088	0	1,507,940	-21,270	-1.0	1,486,670	1,486.670
DD63			9	0	9	0	0.0	9	0.000
DD64			1,027,350	0	1,113,649	-15,705	-1.0	1,097,944	1,097.944
DD65			2,413,408	0	2,464,193	-34,896	-1.0	2,429,297	2,429.297
DD66			4,172,122	0	4,517,533	-63,710	-1.0	4,453,823	4,453.823
DD67			839,365	0	909,394	-12,821	-1.0	896,573	896.573
DD68			285,751	0	309,759	-4,372	-1.0	305,387	305.387
DD69			1,295,442	0	1,404,254	-19,803	-1.0	1,384,451	1,384.451
DD70			215,567	0	233,661	-3,292	-1.0	230,369	230.369
DD71			8,062	0	8,737	0	0.0	8,737	8.737
DD72			40,896	0	41,748	-803	-1.0	41,145	41.145
DD73			1,237,104	0	1,263,116	-17,822	-1.0	1,245,294	1,245.294
DD74			166,608	0	170,355	-2,314	-1.0	168,041	168.041
DD75			71,804	0	77,824	-1,075	-1.0	76,749	76.749
DD76			3,741,127	0	4,053,279	-57,160	-1.0	3,996,119	3,996.119
DD77			15,252	0	16,529	-9	0.0	16,520	16.520
DD78			12,766	0	13,804	0	0.0	13,804	13.804
DD79			1,029,315	0	1,094,191	-15,418	-1.0	1,078,773	1,078.773
DD80			42,055	0	45,608	-720	-2.0	44,888	44.888
DD81			359,581	0	389,782	-5,481	-1.0	384,301	384.301
DD82			2,928	0	3,021	0	0.0	3,021	3.021
DD83			38,638,818	0	39,755,555	-2,122,099	-6.0	37,633,456	37,633.456
DD84			817,607	0	886,287	-12,510	-1.0	873,777	873.777
DD85			235,123	0	254,870	-3,579	-1.0	251,291	251.291
DD86			78,090	0	84,654	-1,147	-1.0	83,507	83.507
DD87			1,314,109	0	1,424,493	-20,091	-1.0	1,404,402	1,404.402
DD88			57,293	0	62,102	-877	-1.0	61,225	61.225
DD89			51,986	0	56,357	-786	-1.0	55,571	55.571
DD90			130,183	0	141,126	-1,993	-1.0	139,133	139.133
DD91			170	0	170	0	0.0	170	0.170
DD92			285,585	0	309,581	-4,376	-1.0	305,205	305.205
DD93			390,215	0	422,987	-5,965	-1.0	417,022	417.022
DD94			873,322	0	946,886	-13,351	-1.0	933,535	933.535
D1			0	0	2,373,942	0	0.0	2,373,942	2,373.942
D2			0	0	1,091,587	0	0.0	1,091,587	1,091.587
D3			928	0	948	-14	-1.0	934	0.934
D4			1,788	0	1,821	-77	-4.0	1,744	1.744
D5			62,998	0	65,335	-2,950	-5.0	62,985	62.985
D6			458,992	0	463,613	-6,435	-1.0	457,178	457.178
D7			409,866	0	414,004	-5,821	-1.0	408,183	408.183
D8			518,848	0	524,086	-7,344	-1.0	516,742	516.742
Zone Total			869,122,211	26,115,569	903,342,980	-28,530,553		874,812,427	874,812.429

Sep-2013									
Zone	Date	KWH from NYISO		Total Unaccounted Load per Subzone					
29	Sep-13	168,293,427		-7,382,145					
Line/Bus	PTID	NAME	CSS Load	Load Mod	Total-load mod w/losses	Unaccounted	Percent	Total - load mod w/losses - Unaccounted	Mwh to NYISO
EE1			69,184,231	45.283	74,665,154	-5,739,624	-8.0	68,925,530	68,925,523
EE2			1,425,700	0	1,545,463	-21,805	-1.0	1,523,658	1,523,658
EE3			4,816	0	5,344	0	0.0	5,344	5,344
EE4			668,871	0	725,043	-10,220	-1.0	714,823	714,823
EE5			4,405,934	0	4,701,727	-66,314	-1.0	4,635,413	4,635,413
EE6			5,362,195	0	5,777,806	-81,486	-1.0	5,696,320	5,696,320
EE7			637,853	0	691,448	-9,752	-1.0	681,696	681,696
EE8			2,590,889	0	2,784,550	-39,275	-1.0	2,745,275	2,745,275
EE9			567,977	0	615,310	-8,680	-1.0	606,630	606,630
EE10			12,613	0	13,639	0	0.0	13,639	13,639
EE11			1,624,136	0	1,725,590	-24,335	-1.0	1,701,255	1,701,255
EE12			153,401	0	165,112	-2,364	-1.0	162,748	162,748
EE13			212,789	0	230,662	-3,248	-1.0	227,414	227,414
EE14			260,803	0	282,525	-3,976	-1.0	278,549	278,549
EE15			247,539	0	268,316	-3,749	-1.0	264,567	264,567
EE16			89,131	0	96,616	-1,332	-1.0	95,284	95,284
EE17			963	0	963	0	0.0	963	0,963
EE18			5,312,092	0	5,570,842	-78,554	-1.0	5,492,288	5,492,288
EE19			6,454,106	0	6,751,486	-95,196	-1.0	6,656,290	6,656,290
EE20			2,074,122	0	2,157,619	-30,412	-1.0	2,127,207	2,127,207
EE21			1,443,071	0	1,564,274	-22,061	-1.0	1,542,213	1,542,213
EE22			5,556	0	6,536	0	0.0	6,536	6,536
EE23			2,467,114	0	2,617,623	-36,913	-1.0	2,580,710	2,580,710
EE24			2,081,712	0	2,209,981	-31,153	-1.0	2,178,828	2,178,828
EE25			3,133,995	0	3,382,998	-47,709	-1.0	3,335,289	3,335,289
EE26			2,678,867	0	2,891,443	-40,781	-1.0	2,850,662	2,850,662
EE27			1,589,573	0	1,716,040	-24,206	-1.0	1,691,834	1,691,834
EE28			0	0	0	0	0.0	0	0,000
EE29			0	0	0	0	0.0	0	0,000
EE30			84,965	0	86,614	-1,300	-2.0	85,314	85,314
EE31			3,611,664	0	3,887,472	-52,018	-1.0	3,835,454	3,835,454
EE32			2,625,054	0	2,776,321	-39,154	-1.0	2,737,167	2,737,167
EE33			30,547	0	33,200	-605	-2.0	32,595	32,595
EE34			29,952	0	32,439	-274	-1.0	32,165	32,165
EE35			2,624,319	0	2,844,060	-40,119	-1.0	2,803,941	2,803,941
EE36			363,333	0	390,851	-5,563	-1.0	385,288	385,288
EE37			35,798	0	38,829	-675	-2.0	38,154	38,154
EE38			815,598	0	883,830	-12,461	-1.0	871,369	871,369
EE39			1,371,049	0	1,486,208	-20,965	-1.0	1,465,243	1,465,243
EE40			263,530	0	285,670	-4,036	-1.0	281,634	281,634
EE41			2,637,253	0	2,858,684	-40,308	-1.0	2,818,376	2,818,376
EE42			54,432	0	58,989	-818	-1.0	58,171	58,171
EE43			1,228	0	1,228	0	0.0	1,228	1,228
EE44			22,988	0	24,153	-204	-1.0	23,949	23,949
EE45			560,821	0	626,253	-8,861	-1.0	617,392	617,392
EE46			2,636,364	0	2,857,823	-40,299	-1.0	2,817,524	2,817,524
EE47			157,938	0	170,395	-2,371	-1.0	168,024	168,024
EE48			94,871	0	102,613	-1,441	-1.0	101,172	101,172
EE49			3,308,670	0	3,586,595	-50,563	-1.0	3,536,012	3,536,012
EE50			252,989	0	274,237	-3,868	-1.0	270,369	270,369
EE51			14,473	0	14,594	-1	0.0	14,593	14,593
EE52			222,582	0	241,271	-3,422	-1.0	237,849	237,849
EE53			1,486,328	0	1,610,662	-22,713	-1.0	1,587,949	1,587,949
EE54			3,966	0	4,005	0	0.0	4,005	4,005
EE55			0	0	0	0	0.0	0	0,000
EE56			0	0	0	0	0.0	0	0,000
EE57			946,036	0	1,003,737	-14,155	-1.0	989,582	989,582
EE58			308,101	0	333,994	-4,704	-1.0	329,290	329,290
EE59			115,318	0	125,003	-1,776	-1.0	123,227	123,227
EE60			1,230,009	0	1,333,309	-18,795	-1.0	1,314,514	1,314,514
EE61			32,035	0	34,756	-605	-2.0	34,151	34,151
EE62			8,050	0	8,793	0	0.0	8,793	8,793
EE63			16,880	0	18,270	-3	0.0	18,267	18,267
EE64			85,608	0	92,793	-1,279	-1.0	91,514	91,514
EE65			352,183	0	381,756	-5,378	-1.0	376,378	376,378
EE66			26,360	0	28,586	-435	-2.0	28,151	28,151
EE67			181,626	0	196,873	-2,773	-1.0	194,100	194,100
EE68			977	0	977	0	0.0	977	0,977
EE69			4,470	0	4,897	0	0.0	4,897	4,897
EE70			2,612	0	2,619	0	0.0	2,619	2,619
EE71			31,441	0	34,130	-620	-2.0	33,510	33,510
EE72			517,751	0	542,097	-7,853	-1.0	534,244	534,244
EE73			896,047	0	950,353	-13,404	-1.0	936,949	936,949
EE74			2,587,531	0	2,709,053	-152,733	-6.0	2,556,320	2,556,320
EE75			162,138	0	175,766	-2,458	-1.0	173,308	173,308
EE76			158,830	0	172,177	-2,409	-1.0	169,768	169,768
EE77			3,287	0	3,471	0	0.0	3,471	3,471
EE78			89,086	0	96,569	-1,278	-1.0	95,291	95,291
EE79			143,356	0	155,406	-2,190	-1.0	153,216	153,216
EE80			42,117	0	45,665	-719	-2.0	44,946	44,946
EE81			434,006	0	470,454	-6,646	-1.0	463,808	463,808
EE82			80,857	0	87,637	-1,191	-1.0	86,446	86,446
EE83			94,435	0	102,360	-1,437	-1.0	100,923	100,923
EE84			39,212	0	42,515	-706	-2.0	41,809	41,809
EE85			777,108	0	799,935	-46,567	-6.0	753,368	753,368
EE86			5,169,887	0	5,430,745	-317,020	-6.0	5,113,725	5,113,725
E1			0	0	8,715,146	0	0.0	8,715,146	8,715,146
E2			0	0	3,429,804	0	0.0	3,429,804	3,429,804
Zone Total			152,557,245	45.283	175,675,572	-7,382,138		168,293,434	168,293,427

Sep-2013										
Zone	Date	KWH from NYISO		Total Unaccounted Load per Subzone						
31	Sep-13	44,957,147		1,538,137						
Use/Muni	PTID	NAME	CSS Load	Load Mod	Total-load mod w/losses	Unaccounted	Percent	Total - load mod unaccounted	w/losses +	Mwh to NYISO
FF1			15,701,575	1,083,224	15,870,309	821,938	5.0	16,692,247	16,692,236	
FF2			407,171	0	441,381	-6,231	-1.0	435,150	435,150	
FF3			245,739	0	266,384	-3,778	-1.0	262,606	262,606	
FF4			1,119,717	0	1,213,765	-17,126	-1.0	1,196,639	1,196,639	
FF5			386,095	0	418,528	-5,878	-1.0	412,650	412,650	
FF6			191,611	0	207,714	-2,890	-1.0	204,824	204,824	
FF7			12,971	0	14,056	-40	0.0	14,016	14,016	
FF8			38,813	0	42,080	-718	-2.0	41,362	41,362	
FF9			162,208	0	175,943	-2,472	-1.0	173,471	173,471	
FF10			9,833	0	10,616	0	0.0	10,616	10,616	
FF11			902,974	0	973,412	-13,732	-1.0	959,680	959,680	
FF12			17,851	0	19,343	-82	0.0	19,261	19,261	
FF13			227,001	0	245,436	-3,494	-1.0	241,942	241,942	
FF14			239,825	0	259,972	-3,656	-1.0	256,316	256,316	
FF15			103,676	0	112,375	-1,629	-1.0	110,746	110,746	
FF16			291,851	0	316,368	-4,442	-1.0	311,926	311,926	
FF17			720	0	720	0	0.0	720	720	
FF18			10,864	0	11,537	0	0.0	11,537	11,537	
FF19			26,208	0	28,358	-462	-2.0	27,896	27,896	
FF20			959,057	0	1,039,608	-14,656	-1.0	1,024,952	1,024,952	
FF21			945,050	0	1,006,389	-14,193	-1.0	992,196	992,196	
FF22			1,924,391	0	2,041,774	-28,799	-1.0	2,012,975	2,012,975	
FF23			34,271	0	37,174	-704	-2.0	36,470	36,470	
FF24			115,337	0	125,021	-1,775	-1.0	123,246	123,246	
FF25			7,935	0	8,662	0	0.0	8,662	8,662	
FF26			290,099	0	314,473	-4,414	-1.0	310,059	310,059	
FF27			318,512	0	345,274	-4,899	-1.0	340,375	340,375	
FF28			71,219	0	77,203	-1,082	-1.0	76,121	76,121	
FF29			91,818	0	99,529	-1,411	-1.0	98,118	98,118	
FF30			16,418	0	17,799	-20	0.0	17,779	17,779	
FF31			141,170	0	153,033	-2,128	-1.0	150,905	150,905	
FF32			133,129	0	144,320	-2,022	-1.0	142,298	142,298	
FF33			3,981	0	4,342	0	0.0	4,342	4,342	
FF34			7,366	0	8,086	0	0.0	8,086	8,086	
FF35			817,227	0	885,757	-12,486	-1.0	873,271	873,271	
FF36			6,403	0	7,100	0	0.0	7,100	7,100	
FF37			74,066	0	80,276	-1,110	-1.0	79,166	79,166	
FF38			0	0	0	0	0.0	0	0.000	
FF39			0	0	0	0	0.0	0	0.000	
FF40			3,137	0	3,319	0	0.0	3,319	3,319	
FF41			610	0	669	0	0.0	669	6,669	
FF42			2,989	0	2,989	0	0.0	2,989	2,989	
FF43			79	0	79	0	0.0	79	0,079	
FF44			57	0	60	0	0.0	60	0,060	
FF45			143,779	0	155,854	-2,189	-1.0	153,665	153,665	
FF46			129,182	0	131,923	-1,672	-1.0	130,251	130,251	
FF47			35,569	0	38,579	-670	-2.0	37,909	37,909	
FF48			879,973	0	952,811	-13,439	-1.0	939,372	939,372	
FF49			88,212	0	95,620	-1,324	-1.0	94,296	94,296	
FF50			5,721	0	6,355	0	0.0	6,355	6,355	
FF51			22,182	0	24,065	-335	-1.0	23,730	23,730	
FF52			17,118	0	18,573	-50	0.0	18,523	18,523	
FF53			70,466	0	76,352	-1,061	-1.0	75,291	75,291	
FF54			2,373	0	2,399	0	0.0	2,399	2,399	
FF55			583,752	0	613,352	37,091	6.0	650,443	650,443	
FF56			129,339	0	140,215	8,398	6.0	148,613	148,613	
FF57			68,809	0	72,411	-1,020	-1.0	71,391	71,391	
FF58			12,783	0	13,852	0	0.0	13,852	13,852	
FF59			8,363	0	9,083	0	0.0	9,083	9,083	
FF60			30,610	0	33,187	-579	-2.0	32,608	32,608	
FF61			1,984	0	1,984	0	0.0	1,984	1,984	
FF62			727	0	727	0	0.0	727	0,727	
FF63			13,550	0	14,672	0	0.0	14,672	14,672	
FF64			46,510	0	50,413	-720	-1.0	49,693	49,693	
FF65			47,458	0	51,458	-728	-1.0	50,730	50,730	
FF66			85,420	0	92,592	-1,262	-1.0	91,330	91,330	
F1			13,577,061	0	13,791,300	852,099	6.0	14,643,399	14,643,399	
			42,059,862	1,083,224	43,419,010	1,538,148		44,957,158	44,957,147	
		Zone Total	2,809,864,174	47,225,902	3,074,599,222	-81,418,934		2,993,180,288	2,993,180	
		Grand Total								

2/14/2014

3:47:40 PM Page -1 of 1

Oct-2013										
Zone	Date	KWH from NYISO		Total Unaccounted Load per Subzone						
1	Oct-13	966,765,348		858,832						
Line/Muni	PTID	NAME	CSS Load	Load Mod	Total-load mod w/losses	Unaccounted	Percent	Total - load mod w/losses + unaccounted	Mwh to NYISO	
AA1			225,839,086	32,895	242,973,225	2,467,526	1.0	245,440,751	245,440.765	
AA2			2,168,536	0	2,350,694	-33,460	-1.0	2,317,234	2,317.234	
AA3			2,054,355	0	2,226,917	-31,709	-1.0	2,195,208	2,195.208	
AA4			36,175,234	0	38,522,622	-548,398	-1.0	37,974,224	37,974.224	
AA5			28,362,371	0	29,877,698	-425,339	-1.0	29,452,359	29,452.359	
AA6			2,501,772	0	2,707,324	-38,541	-1.0	2,668,783	2,668.783	
AA7			7,047,248	0	7,603,260	-108,242	-1.0	7,495,018	7,495.018	
AA8			2,377,053	0	2,575,639	-36,666	-1.0	2,538,973	2,538.973	
AA9			4,824,585	0	5,173,263	-73,653	-1.0	5,099,610	5,099.610	
AA10			16,698,929	0	17,719,719	-252,243	-1.0	17,467,476	17,467.476	
AA11			15,581,006	0	16,028,886	-228,184	-1.0	15,800,702	15,800.702	
AA12			3,351,652	0	3,509,164	-49,965	-1.0	3,459,199	3,459.199	
AA13			6,975,449	0	7,432,281	-105,804	-1.0	7,326,477	7,326.477	
AA14			778,171	0	794,451	451	0.0	794,902	794.902	
AA15			3,312,182	0	3,527,805	-50,213	-1.0	3,477,592	3,477.592	
AA16			2,500,166	0	2,706,466	-38,534	-1.0	2,667,932	2,667.932	
AA17			3,882,954	0	4,182,750	-59,546	-1.0	4,123,204	4,123.204	
AA18			225,943	0	244,916	-3,461	-1.0	241,455	241.455	
AA19			6,776,975	0	7,127,180	-101,476	-1.0	7,025,704	7,025.704	
AA20			34,079,458	0	36,386,163	-518,019	-1.0	35,868,164	35,868.164	
AA21			12,966,706	0	13,823,297	-196,791	-1.0	13,626,506	13,626.506	
AA22			2,201,212	0	2,369,220	-33,727	-1.0	2,335,493	2,335.493	
AA23			4,017,195	0	4,101,570	-58,392	-1.0	4,043,178	4,043.178	
AA24			5,533,060	0	5,970,379	-84,995	-1.0	5,885,384	5,885.384	
AA25			103,619	0	112,338	-1,613	-1.0	110,725	110.725	
AA26			5,255,215	0	5,530,566	-78,744	-1.0	5,451,822	5,451.822	
AA27			13,442,963	0	14,126,706	-201,101	-1.0	13,925,605	13,925.605	
AA28			23,623,130	0	25,181,542	-358,467	-1.0	24,823,075	24,823.075	
AA29			6,480,367	0	7,019,748	-99,940	-1.0	6,919,808	6,919.808	
AA30			5,067,611	0	5,474,437	-77,924	-1.0	5,396,513	5,396.513	
AA31			0	0	0	0	0.0	0	0.000	
AA32			0	0	0	0	0.0	0	0.000	
AA33			396,878	0	415,527	-5,908	-1.0	409,619	409.619	
AA34			241,141	0	252,490	-3,590	-1.0	248,900	248.900	
AA35			522,816	0	547,456	-7,688	-1.0	539,768	539.768	
AA36			676,845	0	708,666	-10,085	-1.0	698,581	698.581	
AA37			285,552	0	299,046	-4,251	-1.0	294,795	294.795	
AA38			32,045	0	33,553	-458	-1.0	33,095	33.095	
AA39			433,956	0	454,363	-6,512	-1.0	447,851	447.851	
AA40			418,104	0	426,982	-6,054	-1.0	420,928	420.928	
AA41			1,586,246	0	1,683,200	-23,951	-1.0	1,659,249	1,659.249	
AA42			1,243,447	0	1,313,918	-16,403	-1.0	1,330,321	1,330.321	
AA43			139,823	0	142,767	-1,993	-1.0	140,774	140.774	
AA44			821,978	0	872,135	-12,429	-1.0	859,706	859.706	
AA45			1,933,445	0	2,030,003	-28,895	-1.0	2,001,108	2,001.108	
AA46			1,170,512	0	1,238,995	-17,640	-1.0	1,221,355	1,221.355	
AA47			54,779	0	58,850	-812	-1.0	58,038	58.038	
AA48			14,758,286	0	15,912,750	-226,540	-1.0	15,686,210	15,686.210	
AA49			1,031,437	0	1,118,084	-15,911	-1.0	1,102,173	1,102.173	
AA50			101,329	0	109,836	-1,573	-1.0	108,263	108.263	
AA51			2,802,715	0	3,037,856	-43,248	-1.0	2,994,608	2,994.608	
AA52			2,140,014	0	2,319,778	-33,013	-1.0	2,286,765	2,286.765	
AA53			451,085	0	488,643	-6,972	-1.0	481,671	481.671	
AA54			4,196,202	0	4,517,772	-64,319	-1.0	4,453,453	4,453.453	
AA55			1,711,060	0	1,854,823	-2,621	-1.0	1,852,202	1,852.202	
AA56			2,014,364	0	2,154,530	-30,669	-1.0	2,123,861	2,123.861	
AA57			14,460	0	15,728	0	0.0	15,728	15.728	
AA58			142,158	0	152,327	-2,144	-1.0	150,183	150.183	
AA59			301,423	0	323,633	-4,566	-1.0	319,067	319.067	
AA60			472,383	0	505,566	-7,203	-1.0	498,363	498.363	
AA61			1,136,717	0	1,226,025	-17,452	-1.0	1,208,573	1,208.573	
AA62			877,020	0	940,022	-13,374	-1.0	926,648	926.648	
AA63			1,529,500	0	1,657,969	-23,617	-1.0	1,634,352	1,634.352	
AA64			7,139,115	0	7,738,809	-110,178	-1.0	7,628,631	7,628.631	
AA65			761,016	0	824,946	-11,748	-1.0	813,198	813.198	
AA66			453,933	0	492,064	-7,006	-1.0	485,058	485.058	
AA67			9,812,909	0	10,636,820	-151,436	-1.0	10,485,384	10,485.384	
AA68			59,234	0	62,196	-745	-1.0	61,451	61.451	
AA69			1,918,826	0	2,080,009	-29,611	-1.0	2,050,398	2,050.398	
AA70			14,205	0	15,388	0	0.0	15,388	15.388	
AA71			1,023,651	0	1,106,507	-15,762	-1.0	1,090,745	1,090.745	
AA72			1,363,553	0	1,476,292	-21,021	-1.0	1,455,271	1,455.271	
AA73			420,876	0	440,677	-6,283	-1.0	434,394	434.394	
AA74			857,365	0	929,374	-13,222	-1.0	916,152	916.152	
AA75			331,442	0	359,275	-5,118	-1.0	354,157	354.157	
AA76			11,817	0	12,142	-234	-2.0	11,908	11.908	
AA77			2,674,324	0	2,898,490	-41,264	-1.0	2,857,226	2,857.226	
AA78			19,546	0	21,219	-89	0.0	21,130	21.130	
AA79			4,997	0	5,545	0	0.0	5,545	5.545	
AA80			268,247	0	290,786	-4,142	-1.0	286,644	286.644	
AA81			136,474	0	147,954	-2,104	-1.0	145,850	145.850	
AA82			8,399,408	0	9,053,133	-128,877	-1.0	8,924,256	8,924.256	
AA83			50,413	0	54,646	-766	-1.0	53,880	53.880	
AA84			401,221	0	434,924	-6,184	-1.0	428,740	428.740	
AA85			6,551	0	7,096	0	0.0	7,096	7.096	
AA86			732,082	0	782,768	-11,131	-1.0	771,637	771.637	
AA87			35,366	0	38,374	-704	-2.0	37,670	37.670	
AA88			6,070,327	0	6,535,647	-93,034	-1.0	6,442,613	6,442.613	
AA89			9,140,290	0	9,565,782	-103,790	-1.0	9,462,000	9,462.000	
AA90			357,159	0	387,157	-5,499	-1.0	381,658	381.658	
AA91			38,461	0	41,691	-734	-2.0	40,957	40.957	
AA92			11,986	0	12,991	0	0.0	12,991	12.991	
AA93			504,238	0	546,590	-7,779	-1.0	538,811	538.811	
AA94			99,596	0	107,959	-1,546	-1.0	106,413	106.413	
AA95			183,510	0	198,933	-2,853	-1.0	196,080	196.080	
AA96			266,277	0	287,357	-4,075	-1.0	283,282	283.282	
AA97			105,580	0	114,439	-1,656	-1.0	112,783	112.783	
AA98			205,246	0	222,497	-3,129	-1.0	219,368	219.368	
AA99			378,196	0	409,949	-5,827	-1.0	404,122	404.122	
AA100			46,354	0	50,243	-771	-2.0	49,472	49.472	
AA101			65,818,514	0	67,583,151	921,299	1.0	68,504,450	68,504.450	
AA102			193,049,017	0	197,864,077	2,633,961	1.0	200,398,038	200,398.038	
A1			2,114,387	0	2,174,166	28,643	1.0	2,202,809	2,202.809	
A2			0	0	18,814,626	0	0.0	18,814,626	18,814.626	
A3			0	0	2,537,574	0	0.0	2,537,574	2,537.574	
A4			0	0	35,030,789	0	0.0	35,030,789	35,030.789	
A5			0	0	0	0	0.0	0	0.000	
A6			0	0	19,779,118	0	0.0	19,779,118	19,779.118	
A7			0	0	1,155,763	0	0.0	1,155,763	1,155.763	
A8			0	0	52,444	-52	0.0	52,392	52.392	
Zone Total			841,587,632	32,895	965,906,516	858,818		966,765,334	966,765.348	

Oct-2013									
Zone	Date	KWH from NYISO	Total Unaccounted Load per Subzone						
2	Oct-13		552,237,646	-2,003,644					
Line/Muni	PTID	NAME	CSS Load	Load Mod	Total-load mod w/losses	Unaccounted	Percent	Total - load mod w/losses + unaccounted	Mwh to NYISO
BB1			198,363,717	4,603,597	208,601,923	1,231,835	1.0	209,833,758	209,833,761
BB2			3,520,317	0	3,816,030	-54,334	-1.0	3,761,696	3,761,696
BB3			618,540	0	658,516	-9,363	-1.0	649,153	649,153
BB4			2,261,425	0	2,451,385	-34,893	-1.0	2,416,492	2,416,492
BB5			46,293,670	0	49,542,293	-705,290	-1.0	48,837,003	48,837,003
BB6			10,443,737	0	11,265,514	-160,389	-1.0	11,105,125	11,105,125
BB7			1,457,401	0	1,577,513	-22,456	-1.0	1,555,057	1,555,057
BB8			1,005,592	0	1,086,797	-15,466	-1.0	1,071,331	1,071,331
BB9			2,446,055	0	2,651,524	-37,735	-1.0	2,613,789	2,613,789
BB10			3,125,579	0	3,380,589	-48,138	-1.0	3,332,451	3,332,451
BB11			123,796	0	134,196	-1,972	-1.0	132,224	132,224
BB12			152,249	0	165,034	-2,337	-1.0	162,697	162,697
BB13			723,727	0	761,559	-10,841	-1.0	750,718	750,718
BB14			22,713,169	0	24,147,603	-343,785	-1.0	23,803,818	23,803,818
BB15			24,516,303	0	26,079,892	-371,282	-1.0	25,708,610	25,708,610
BB16			9,578,549	0	9,945,044	-141,561	-1.0	9,803,483	9,803,483
BB17			2,877,642	0	3,113,281	-44,315	-1.0	3,068,966	3,068,966
BB18			8,981	0	9,743	0	0.0	9,743	9,743
BB19			13,169,661	0	13,766,228	-195,980	-1.0	13,570,248	13,570,248
BB20			18,523,088	0	19,527,714	-277,987	-1.0	19,249,717	19,249,717
BB21			3,314,323	0	3,541,959	-50,419	-1.0	3,491,540	3,491,540
BB22			4,276,644	0	4,635,844	-65,988	-1.0	4,569,856	4,569,856
BB23			8,746,648	0	9,406,325	-133,902	-1.0	9,272,423	9,272,423
BB24			883,158	0	901,684	-12,828	-1.0	888,856	888,856
BB25			4,218	0	4,218	0	0.0	4,218	4,218
BB26			70,272	0	71,795	-1,175	-2.0	70,620	70,620
BB27			0	0	0	0	0.0	0	0.000
BB28			2,038,032	0	2,080,838	-29,678	-1.0	2,051,160	2,051,160
BB29			0	0	0	0	0.0	0	0.000
BB30			2,138,076	0	2,182,944	-30,961	-1.0	2,151,983	2,151,983
BB31			0	0	0	0	0.0	0	0.000
BB32			1,219,047	0	1,299,281	-18,496	-1.0	1,280,785	1,280,785
BB33			1,269,271	0	1,346,702	-19,178	-1.0	1,327,524	1,327,524
BB34			3,001	0	3,019	0	0.0	3,019	3,019
BB35			1,548,364	0	1,678,445	-23,896	-1.0	1,654,549	1,654,549
BB36			580,761	0	629,532	-8,972	-1.0	620,560	620,560
BB37			60,363	0	65,430	-910	-1.0	64,520	64,520
BB38			1,871,569	0	2,028,786	-28,884	-1.0	1,999,902	1,999,902
BB39			2,993,668	0	3,245,129	-46,202	-1.0	3,198,927	3,198,927
BB40			643,937	0	698,036	-9,936	-1.0	688,100	688,100
BB41			7,966,346	0	8,629,082	-122,839	-1.0	8,506,243	8,506,243
BB42			183,790	0	199,225	-2,846	-1.0	196,379	196,379
BB43			2,107	0	2,107	0	0.0	2,107	2,107
BB44			954,579	0	1,034,761	-14,723	-1.0	1,020,038	1,020,038
BB45			5,498,721	0	5,949,775	-84,714	-1.0	5,865,061	5,865,061
BB46			2,887,467	0	3,112,217	-44,303	-1.0	3,067,914	3,067,914
BB47			652,601	0	707,412	-10,067	-1.0	697,345	697,345
BB48			1,230	0	1,286	0	0.0	1,286	1,286
BB49			10,128	0	10,873	0	0.0	10,873	10,873
BB50			9,009,724	0	9,766,542	-130,034	-1.0	9,637,508	9,637,508
BB51			559,867	0	606,896	-8,630	-1.0	598,266	598,266
BB52			249,905	0	270,892	-3,883	-1.0	267,009	267,009
BB53			800	0	800	0	0.0	800	0.800
BB54			1,899,495	0	2,039,696	-29,034	-1.0	2,010,662	2,010,662
BB55			253	0	268	0	0.0	268	0.268
BB56			3,764	0	3,929	0	0.0	3,929	3,929
BB57			20,497	0	21,723	-304	-1.0	21,419	21,419
BB58			6	0	6	0	0.0	6	0.006
BB59			0	0	0	0	0.0	0	0.000
BB60			4,569	0	4,767	-97	-2.0	4,670	4,670
BB61			0	0	0	0	0.0	0	0.000
BB62			4,859,753	0	4,961,807	-70,636	-1.0	4,891,171	4,891,171
BB63			585,227	0	634,387	-9,017	-1.0	625,370	625,370
BB64			516,090	0	559,438	-7,955	-1.0	551,483	551,483
BB65			1,174,023	0	1,198,702	-17,039	-1.0	1,181,663	1,181,663
BB66			2,503,734	0	2,714,043	-38,645	-1.0	2,675,398	2,675,398
BB67			225,452	0	244,388	-3,450	-1.0	240,938	240,938
BB68			94,415	0	102,328	-1,460	-1.0	100,868	100,868
BB69			826,332	0	895,738	-12,740	-1.0	882,998	882,998
BB70			239,302	0	259,387	-3,682	-1.0	255,705	255,705
BB71			19,236	0	20,912	-125	-1.0	20,787	20,787
BB72			28,171	0	30,529	-515	-2.0	30,014	30,014
BB73			1,204,216	0	1,305,375	-18,591	-1.0	1,286,784	1,286,784
BB74			8,268	0	9,016	0	0.0	9,016	9,016
BB75			2,952	0	3,023	0	0.0	3,023	3,023
BB76			78,027	0	84,564	-1,241	-1.0	83,323	83,323
BB77			29,885	0	32,442	-603	-2.0	31,839	31,839
BB78			80,336	0	87,121	-1,214	-1.0	85,907	85,907
BB79			1,363,520	0	1,443,951	-20,573	-1.0	1,423,378	1,423,378
BB80			21,687	0	23,494	-211	-1.0	23,283	23,283
BB81			8,645,082	0	9,061,510	57,048	1.0	9,118,558	9,118,558
BB82			252,024	0	273,190	-3,916	-1.0	269,274	269,274
BB83			84,714	0	91,828	-1,295	-1.0	90,533	90,533
BB84			59,009	0	63,959	-885	-1.0	63,074	63,074
BB85			191,531	0	207,639	-2,959	-1.0	204,680	204,680
BB86			82,941	0	89,896	-1,258	-1.0	88,638	88,638
BB87			48,916	0	53,039	-757	-1.0	52,282	52,282
BB88			158,522	0	171,846	-2,406	-1.0	169,440	169,440
BB89			148,223	0	160,667	-2,287	-1.0	158,380	158,380
BB90			247,430	0	263,214	-3,819	-1.0	264,395	264,395
BB91			195,381	0	211,792	-3,024	-1.0	208,768	208,768
BB92			32,503	0	35,240	-607	-2.0	34,633	34,633
BB93			217,035	0	221,581	-3,167	-1.0	218,414	218,414
B1			44,854,420	0	45,307,496	361,583	1.0	45,669,079	45,669,079
B2			0	0	34,548,143	0	0.0	34,548,143	34,548,143
B3			0	0	0	0	0.0	0	0.000
Zone Total			492,548,756	4,603,597	554,241,287	-2,003,644		552,237,643	552,237,646



Oct-2013										
Zone	Date	KWH from NYISO		Total Unaccounted Load per Subzone						
3	Oct-13	362,214,578		7,832,562						
Line/Muni	PTID	NAME	CSS Load	Load Mod	Total-load mod w/losses	Unaccounted	Percent	Total - load mod w/losses + unaccounted	Mwh to NYISO	
CC1			144,952,284	27,171,112	127,558,995	8,886,308	7.0	136,445,303	136,445,297	
CC2			3,338,838	0	3,619,298	-51,512	-1.0	3,567,786	3,567,786	
CC3			19,586	0	21,243	-133	-1.0	21,110	21,110	
CC4			1,849,676	0	2,004,622	-28,537	-1.0	1,976,085	1,976,085	
CC5			30,543,229	0	32,397,754	-461,234	-1.0	31,936,520	31,936,520	
CC6			12,724,656	0	13,561,153	-193,052	-1.0	13,368,101	13,368,101	
CC7			1,116,748	0	1,209,009	-17,202	-1.0	1,191,807	1,191,807	
CC8			293,104	0	316,588	-4,511	-1.0	312,077	312,077	
CC9			1,259,286	0	1,365,047	-19,437	-1.0	1,345,610	1,345,610	
CC10			785,041	0	846,648	-12,050	-1.0	834,598	834,598	
CC11			308,732	0	334,657	-4,759	-1.0	329,898	329,898	
CC12			0	0	0	0	0.0	0	0,000	
CC13			4,068,595	0	4,407,784	-62,734	-1.0	4,345,050	4,345,050	
CC14			134,553	0	145,857	-2,087	-1.0	143,770	143,770	
CC15			23,231,453	0	24,488,344	-348,606	-1.0	24,139,738	24,139,738	
CC16			8,218,324	0	8,844,951	-125,905	-1.0	8,719,046	8,719,046	
CC17			1,380,091	0	1,496,010	-21,303	-1.0	1,474,707	1,474,707	
CC18			2,025,704	0	2,195,869	-31,247	-1.0	2,164,622	2,164,622	
CC19			11,204	0	12,147	0	0.0	12,147	12,147	
CC20			4,405,121	0	4,660,858	-66,348	-1.0	4,594,510	4,594,510	
CC21			8,794,145	0	9,267,026	-131,931	-1.0	9,135,095	9,135,095	
CC22			1,215,909	0	1,317,016	-18,749	-1.0	1,298,267	1,298,267	
CC23			4,846,290	0	5,249,943	-74,737	-1.0	5,175,206	5,175,206	
CC24			6,543,211	0	6,969,202	-99,213	-1.0	6,869,989	6,869,989	
CC25			64,080	0	65,415	-809	-1.0	64,606	64,606	
CC26			136,264	0	139,230	-2,134	-2.0	137,096	137,096	
CC27			6,168,641	0	6,561,580	-93,409	-1.0	6,468,171	6,468,171	
CC28			4,824	0	5,130	0	0.0	5,130	5,130	
CC29			82,156	0	89,056	-1,271	-1.0	87,785	87,785	
CC30			208,849	0	226,391	-3,184	-1.0	223,207	223,207	
CC31			462,250	0	501,086	-7,143	-1.0	493,943	493,943	
CC32			240,890	0	245,953	-3,496	-1.0	242,457	242,457	
CC33			55,762	0	60,443	-831	-1.0	59,612	59,612	
CC34			1,770,941	0	1,919,691	-27,333	-1.0	1,892,358	1,892,358	
CC35			3,906,809	0	4,234,971	-60,300	-1.0	4,174,671	4,174,671	
CC36			508,310	0	550,794	-7,840	-1.0	542,954	542,954	
CC37			4,892,603	0	5,295,704	-75,390	-1.0	5,220,314	5,220,314	
CC38			130,168	0	141,094	-2,010	-1.0	139,084	139,084	
CC39			15,365	0	16,836	-311	-2.0	16,525	16,525	
CC40			59,260	0	60,463	-855	-1.0	59,608	59,608	
CC41			826,095	0	895,493	-12,745	-1.0	882,748	882,748	
CC42			4,758,980	0	5,158,724	-73,434	-1.0	5,085,290	5,085,290	
CC43			323,479	0	350,643	-5,016	-1.0	345,627	345,627	
CC44			484,345	0	503,355	-7,150	-1.0	496,205	496,205	
CC45			14,362,981	0	15,568,684	-221,627	-1.0	15,347,057	15,347,057	
CC46			594,466	0	644,390	-9,165	-1.0	635,225	635,225	
CC47			126,155	0	136,748	-1,945	-1.0	134,803	134,803	
CC48			120,154	0	130,254	-1,863	-1.0	128,391	128,391	
CC49			907,458	0	983,683	-13,999	-1.0	969,684	969,684	
CC50			0	0	0	0	0.0	0	0,000	
CC51			7	0	7	0	0.0	7	0,007	
CC52			6	0	6	0	0.0	6	0,006	
CC53			20	0	21	0	0.0	21	0,021	
CC54			706	0	717	0	0.0	717	0,717	
CC55			1,398	0	1,479	0	0.0	1,479	1,479	
CC56			0	0	0	0	0.0	0	0,000	
CC57			0	0	0	0	0.0	0	0,000	
CC58			0	0	0	0	0.0	0	0,000	
CC59			0	0	0	0	0.0	0	0,000	
CC60			80	0	84	0	0.0	84	0,084	
CC61			789	0	789	0	0.0	789	0,789	
CC62			1,562	0	1,686	0	0.0	1,686	1,686	
CC63			1,301	0	1,301	0	0.0	1,301	1,301	
CC64			7,545	0	8,144	-80	-1.0	8,064	8,064	
CC65			634	0	648	-8	-1.0	640	0,640	
CC66			95	0	98	0	0.0	98	0,098	
CC67			3,717	0	3,795	-15	0.0	3,780	3,780	
CC68			224	0	224	0	0.0	224	0,224	
CC69			956	0	971	-14	-1.0	957	0,957	
CC70			18	0	18	0	0.0	18	0,018	
CC71			304	0	305	0	0.0	305	0,305	
CC72			655	0	671	-15	-2.0	656	0,656	
CC73			16	0	16	0	0.0	16	0,016	
CC74			5,815	0	6,006	-6	0.0	6,000	6,000	
CC75			958	0	997	-11	-1.0	986	0,986	
CC76			11	0	11	0	0.0	11	0,011	
CC77			27	0	27	0	0.0	27	0,027	
CC78			0	0	0	0	0.0	0	0,000	
CC79			599	0	619	0	0.0	619	0,619	
CC80			25	0	25	0	0.0	25	0,025	
CC81			32	0	32	0	0.0	32	0,032	
CC82			2	0	2	0	0.0	2	0,002	
CC83			15	0	15	0	0.0	15	0,015	
CC84			13	0	13	0	0.0	13	0,013	
CC85			9	0	9	0	0.0	9	0,009	
CC86			0	0	0	0	0.0	0	0,000	
CC87			647,090	0	701,442	-9,982	-1.0	691,460	691,460	
CC88			316,023	0	342,559	-4,881	-1.0	337,678	337,678	
CC89			3,065,061	0	3,314,777	-47,177	-1.0	3,267,600	3,267,600	
CC90			365,929	0	398,665	-5,631	-1.0	391,034	391,034	
CC91			90,971	0	98,600	-1,403	-1.0	97,197	97,197	
CC92			552,575	0	598,994	-8,544	-1.0	590,450	590,450	
CC93			119,956	0	130,027	-1,862	-1.0	128,165	128,165	
CC94			2,977	0	2,987	0	0.0	2,987	2,987	
CC95			35,558	0	38,571	-86	-2.0	37,885	37,885	
CC96			616,589	0	668,042	-9,518	-1.0	658,524	658,524	
CC97			15,741	0	17,074	-11	0.0	17,063	17,063	
CC98			1,875	0	1,875	0	0.0	1,875	1,875	
CC99			37,117	0	40,258	-725	-2.0	39,533	39,533	
CC100			28,818	0	31,269	-548	-2.0	30,721	30,721	
CC101			32,577	0	33,262	-473	-1.0	32,789	32,789	
CC102			201,023	0	213,270	-3,045	-1.0	210,225	210,225	
CC103			306,341	0	332,067	-4,708	-1.0	327,359	327,359	
CC104			931	0	931	0	0.0	931	0,931	
CC105			14,400,007	0	15,010,652	1,107,438	7.0	16,117,990	16,117,990	
CC106			420,284	0	455,585	-6,485	-1.0	449,100	449,100	
CC107			181,882	0	197,151	-2,831	-1.0	194,320	194,320	
CC108			57,992	0	62,857	-871	-1.0	61,986	61,986	
CC109			62,620	0	67,874	-928	-1.0	66,946	66,946	
CC110			32,236	0	34,952	-614	-2.0	34,338	34,338	
CC111			9,787	0	10,602	0	0.0	10,602	10,602	
CC112			990,359	0	1,070,455	-15,245	-1.0	1,055,210	1,055,210	
CC113			73,071	0	79,196	-1,106	-1.0	78,090	78,090	
CC114			245,011	0	265,583	-3,771	-1.0	261,812	261,812	
CC115			288,613	0	312,672	-4,451	-1.0	308,421	308,421	
CC116			45,430	0	49,246	-758	-2.0	48,488	48,488	
C1			5,269,966	0	5,323,191	411,187	7.0	5,734,378	5,734,378	
C2			0	0	10,215,274	0	0.0	10,215,274	10,215,274	
C3			0	0	268,595	0	0.0	268,595	268,595	
C4			515,592	0	539,586	45,006	8.0	585,092	585,092	
C5			24,900	0	25,508	2,331	8.0	27,839	27,839	
C6			0	0	9,084,933	0	0.0	9,084,933	9,084,933	
C7			0	0	238,365	0	0.0	238,365	238,365	
C8			6,811,605	0	6,954,652	-99,008	-1.0	6,855,644	6,855,644	
C9			332,297	0	347,719	23,756	6.0	371,475	371,475	
Zone Total			339,483,438	27,171,112	354,382,016	7,832,568		362,214,584	362,214,578	

Oct-2013										
Zone	Date	KWH from NYISO		Total Unaccounted Load per Subzone						
4	Oct-13			865,378,438	1,077,215					
Line/Muni	PTID	NAME	CSS Load	Load Mod	Total Load mod w/losses	Unaccounted	Percent	Total - load mod w/losses + unaccounted	Mwh to NYISO	
DD1			308,946,950	27,462,420	305,031,742	7,250,070	2.0	312,281,812	312,281,809	
DD2			6,507,804	0	7,054,469	-100,424	-1.0	6,954,045	6,954,045	
DD3			92,738	0	100,550	-1,458	-1.0	99,092	99,092	
DD4			3,472,396	0	3,764,076	-53,586	-1.0	3,710,490	3,710,490	
DD5			125,479,920	0	131,333,082	-1,869,654	-1.0	129,463,428	129,463,428	
DD6			29,960,763	0	31,762,762	-452,176	-1.0	31,310,586	31,310,586	
DD7			4,148,903	0	4,477,769	-63,753	-1.0	4,414,016	4,414,016	
DD8			1,828,501	0	1,958,144	-27,871	-1.0	1,930,273	1,930,273	
DD9			1,822,105	0	1,975,167	-28,126	-1.0	1,947,041	1,947,041	
DD10			684,017	0	741,468	-10,559	-1.0	730,910	730,910	
DD11			8,802,616	0	8,987,473	173,536	2.0	9,161,009	9,161,009	
DD12			521,523	0	565,331	-8,038	-1.0	557,293	557,293	
DD13			81,834	0	88,688	-1,216	-1.0	87,472	87,472	
DD14			408,625	0	442,950	-6,316	-1.0	436,634	436,634	
DD15			46,044,369	0	48,281,577	-687,345	-1.0	47,594,232	47,594,232	
DD16			29,020,088	0	31,025,597	-441,675	-1.0	30,583,922	30,583,922	
DD17			9,416,846	0	9,878,273	-140,626	-1.0	9,737,647	9,737,647	
DD18			16,089,267	0	17,229,482	-245,278	-1.0	16,984,204	16,984,204	
DD19			48,964	0	53,086	-744	-1.0	52,342	52,342	
DD20			3,733,841	0	3,999,209	-56,940	-1.0	3,942,269	3,942,269	
DD21			23,054,441	0	24,252,801	-345,250	-1.0	23,907,551	23,907,551	
DD22			1,030,979	0	1,117,587	-15,908	-1.0	1,101,679	1,101,679	
DD23			8,696,065	0	9,421,185	-134,134	-1.0	9,287,051	9,287,051	
DD24			27,572,595	0	29,697,194	-422,764	-1.0	29,274,430	29,274,430	
DD25			95,879	0	97,872	-1,398	-1.0	96,474	96,474	
DD26			29,073,288	0	30,337,852	-431,888	-1.0	29,905,964	29,905,964	
DD27			2,631,997	0	2,791,244	-39,728	-1.0	2,751,516	2,751,516	
DD28			1,292,590	0	1,353,346	-19,266	-1.0	1,334,080	1,334,080	
DD29			81,650	0	86,851	-1,021	-2.0	85,830	85,830	
DD30			652,100	0	699,312	-8,665	-1.0	690,647	690,647	
DD31			998,138	0	1,081,983	-15,397	-1.0	1,066,586	1,066,586	
DD32			114,877	0	124,532	-1,802	-1.0	122,730	122,730	
DD33			8,768,797	0	9,505,308	-135,315	-1.0	9,369,993	9,369,993	
DD34			7,016,750	0	7,556,045	-107,585	-1.0	7,448,460	7,448,460	
DD35			1,277,570	0	1,394,899	-19,720	-1.0	1,365,179	1,365,179	
DD36			9,488,959	0	10,278,687	-146,327	-1.0	10,132,360	10,132,360	
DD37			605,133	0	617,829	-8,806	-1.0	609,023	609,023	
DD38			1,234,791	0	1,260,727	-17,938	-1.0	1,242,789	1,242,789	
DD39			600,225	0	650,644	-9,264	-1.0	641,380	641,380	
DD40			761	0	761	0	0.0	761	761	
DD41			2,661,150	0	2,884,672	-41,083	-1.0	2,843,589	2,843,589	
DD42			5,783,495	0	6,269,323	-89,251	-1.0	6,180,072	6,180,072	
DD43			1,365,975	0	1,480,706	-21,074	-1.0	1,459,632	1,459,632	
DD44			4,328,657	0	4,688,610	-86,764	-1.0	4,601,846	4,601,846	
DD45			31,744,614	0	34,410,273	-489,856	-1.0	33,920,417	33,920,417	
DD46			244,782	0	249,900	-3,582	-1.0	246,318	246,318	
DD47			866,052	0	938,799	-13,362	-1.0	925,437	925,437	
DD48			297,930	0	322,960	-4,595	-1.0	318,365	318,365	
DD49			66,531	0	72,119	-1,083	-2.0	71,036	71,036	
DD50			1,736,105	0	1,860,936	-26,477	-1.0	1,834,459	1,834,459	
DD51			3,982	0	3,994	-2	0.0	3,992	3,992	
DD52			1,063	0	1,063	0	0.0	1,063	1,063	
DD53			4,774	0	4,947	0	0.0	4,947	4,947	
DD54			2,920	0	3,065	-72	-2.0	2,993	2,993	
DD55			0	0	0	0	0.0	0	0	
DD56			1,488	0	1,488	0	0.0	1,488	1,488	
DD57			6,021	0	6,027	0	0.0	6,027	6,027	
DD58			623	0	650	-4	-1.0	646	646	
DD59			0	0	0	0	0.0	0	0	
DD60			10,655	0	10,904	-134	-1.0	10,770	10,770	
DD61			3,904	0	3,999	-60	-2.0	3,939	3,939	
DD62			1,249,844	0	1,354,828	-19,293	-1.0	1,335,535	1,335,535	
DD63			168,372	0	171,911	-2,447	-1.0	169,464	169,464	
DD64			881,860	0	955,926	-13,613	-1.0	942,313	942,313	
DD65			2,507,138	0	2,559,862	-36,410	-1.0	2,523,452	2,523,452	
DD66			4,150,859	0	4,490,828	-63,932	-1.0	4,426,896	4,426,896	
DD67			752,353	0	815,056	-11,601	-1.0	803,455	803,455	
DD68			299,109	0	324,237	-4,613	-1.0	319,624	319,624	
DD69			1,328,367	0	1,439,951	-20,505	-1.0	1,419,446	1,419,446	
DD70			218,965	0	237,355	-3,383	-1.0	233,972	233,972	
DD71			11,489	0	12,440	0	0.0	12,440	12,440	
DD72			349,008	0	356,279	-5,084	-1.0	351,195	351,195	
DD73			388,224	0	396,413	-5,652	-1.0	390,761	390,761	
DD74			1,74,528	0	178,427	-2,424	-1.0	176,003	176,003	
DD75			75,867	0	82,233	-1,140	-1.0	81,093	81,093	
DD76			3,613,780	0	3,916,785	-55,758	-1.0	3,861,027	3,861,027	
DD77			14,844	0	16,090	-11	0.0	16,079	16,079	
DD78			12,283	0	13,254	0	0.0	13,254	13,254	
DD79			979,705	0	1,041,394	-14,837	-1.0	1,026,557	1,026,557	
DD80			39,572	0	42,883	-744	-2.0	42,139	42,139	
DD81			333,954	0	362,004	-5,143	-1.0	356,861	356,861	
DD82			187,734	0	203,504	-2,893	-1.0	200,611	200,611	
DD83			2,037	0	2,037	0	0.0	2,037	2,037	
DD84			40,264,437	0	41,440,833	839,429	2.0	42,280,262	42,280,262	
DD85			801,693	0	977,437	-13,908	-1.0	963,529	963,529	
DD86			260,010	0	281,848	-4,019	-1.0	277,829	277,829	
DD87			72,416	0	78,490	-1,081	-1.0	77,409	77,409	
DD88			1,159,402	0	1,256,805	-17,907	-1.0	1,238,898	1,238,898	
DD89			62,321	0	67,596	-941	-1.0	66,655	66,655	
DD90			43,940	0	46,639	-744	-2.0	45,895	45,895	
DD91			131,444	0	142,485	-2,055	-1.0	140,430	140,430	
DD92			5,325	0	5,771	0	0.0	5,771	5,771	
DD93			258,882	0	280,623	-4,013	-1.0	276,610	276,610	
DD94			448,099	0	485,752	-6,911	-1.0	478,841	478,841	
DD95			801,361	0	868,674	-12,369	-1.0	856,305	856,305	
D1			0	0	2,835,679	0	0.0	2,835,679	2,835,679	
D2			0	0	886,705	0	0.0	886,705	886,705	
D3			340	0	347	54	13.0	401	401	
D4			809	0	826	104	11.0	930	930	
D5			84,644	0	88,610	2,932	3.0	91,542	91,542	
D6			670,450	0	677,244	-9,728	-1.0	667,516	667,516	
D7			383,938	0	387,812	-5,503	-1.0	382,309	382,309	
D8			341,947	0	345,401	-4,886	-1.0	340,515	340,515	
Zone Total			834,110,844	27,462,420	864,301,223	1,077,218		865,378,441	865,378,438	

Oct-2013									
Zone	Date	KWH from NYISO		Total Unaccounted Load per Subzone					
29	Oct-13	166,683,044		-7,782,322					
Line/Muni	PTID	NAME	CSS Load	Load Mod	Total Load mod w/losses	Unaccounted	Percent	Total - load mod w/losses + unaccounted	Mwh to NYISO
EE1			64,546,241	165,973	69,608,681	-5,897,623	-9.0	63,711,058	63,711,061
EE2			1,371,845	0	1,487,078	-21,162	-1.0	1,465,916	1,465,916
EE3			9,868	0	10,792	0	0.0	10,792	10,792
EE4			860,211	0	715,671	-10,186	-1.0	705,485	705,485
EE5			4,850,562	0	5,176,300	-73,688	-1.0	5,102,612	5,102,612
EE6			5,417,210	0	5,835,799	-83,080	-1.0	5,752,719	5,752,719
EE7			796,500	0	863,185	-12,288	-1.0	850,897	850,897
EE8			2,687,526	0	2,888,012	-41,112	-1.0	2,846,900	2,846,900
EE9			507,816	0	550,046	-7,831	-1.0	542,215	542,215
EE10			13,953	0	14,112	0	0.0	14,112	14,112
EE11			1,613,815	0	1,714,715	-24,384	-1.0	1,690,331	1,690,331
EE12			162,550	0	174,992	-2,543	-1.0	172,449	172,449
EE13			248,172	0	269,024	-3,842	-1.0	265,182	265,182
EE14			272,786	0	295,590	-4,194	-1.0	291,396	291,396
EE15			282,271	0	305,981	-4,358	-1.0	301,623	301,623
EE16			104,613	0	113,404	-1,637	-1.0	111,767	111,767
EE17			1,111	0	1,111	0	0.0	1,111	1,111
EE18			5,325,079	0	5,587,445	-79,553	-1.0	5,507,892	5,507,892
EE19			6,713,222	0	7,025,276	-99,998	-1.0	6,925,278	6,925,278
EE20			2,086,934	0	2,173,405	-30,943	-1.0	2,142,462	2,142,462
EE21			1,583,663	0	1,716,695	-24,436	-1.0	1,692,259	1,692,259
EE22			4,847	0	5,379	0	0.0	5,379	5,379
EE23			2,539,707	0	2,694,632	-38,361	-1.0	2,656,271	2,656,271
EE24			2,143,517	0	2,273,137	-32,352	-1.0	2,240,785	2,240,785
EE25			3,416,055	0	3,687,823	-52,513	-1.0	3,635,410	3,635,410
EE26			2,482,292	0	2,681,675	-38,191	-1.0	2,643,484	2,643,484
EE27			1,544,001	0	1,667,165	-23,742	-1.0	1,643,423	1,643,423
EE28			0	0	0	0	0.0	0	0.000
EE29			0	0	0	0	0.0	0	0.000
EE30			83,812	0	85,260	-1,184	-1.0	84,076	84,076
EE31			5,001,192	0	5,106,192	-72,724	-1.0	5,033,468	5,033,468
EE32			2,631,746	0	2,782,674	-39,603	-1.0	2,743,071	2,743,071
EE33			29,767	0	32,289	-619	-2.0	31,670	31,670
EE34			39,567	0	42,941	-444	-1.0	42,497	42,497
EE35			2,682,897	0	2,855,644	-41,071	-1.0	2,814,773	2,814,773
EE36			391,000	0	423,832	-6,053	-1.0	417,779	417,779
EE37			33,699	0	36,564	-647	-2.0	35,917	35,917
EE38			761,081	0	824,654	-11,725	-1.0	812,929	812,929
EE39			1,351,071	0	1,464,562	-20,842	-1.0	1,443,720	1,443,720
EE40			241,014	0	261,252	-3,722	-1.0	257,530	257,530
EE41			2,881,850	0	3,123,791	-44,479	-1.0	3,079,312	3,079,312
EE42			52,317	0	56,691	-783	-1.0	55,908	55,908
EE43			1,273	0	1,273	0	0.0	1,273	1,273
EE44			27,946	0	29,174	-426	-1.0	28,748	28,748
EE45			518,483	0	561,392	-8,004	-1.0	553,388	553,388
EE46			2,376,307	0	2,575,921	-36,671	-1.0	2,539,250	2,539,250
EE47			158,853	0	171,308	-2,424	-1.0	168,884	168,884
EE48			85,878	0	93,083	-1,318	-1.0	91,765	91,765
EE49			3,161,883	0	3,427,474	-48,781	-1.0	3,378,693	3,378,693
EE50			252,065	0	273,241	-3,899	-1.0	269,342	269,342
EE51			9,783	0	10,604	0	0.0	10,604	10,604
EE52			231,865	0	251,350	-3,569	-1.0	247,781	247,781
EE53			1,354,775	0	1,468,288	-20,904	-1.0	1,447,384	1,447,384
EE54			6,853	0	7,079	0	0.0	7,079	7,079
EE55			0	0	0	0	0.0	0	0.000
EE56			0	0	0	0	0.0	0	0.000
EE57			1,046,905	0	1,110,762	-15,814	-1.0	1,094,948	1,094,948
EE58			269,517	0	292,154	-4,167	-1.0	287,987	287,987
EE59			104,798	0	113,598	-1,638	-1.0	111,960	111,960
EE60			1,279,103	0	1,386,567	-19,749	-1.0	1,366,818	1,366,818
EE61			30,445	0	33,002	-592	-2.0	32,410	32,410
EE62			6,916	0	7,660	0	0.0	7,660	7,660
EE63			18,677	0	20,282	-48	0.0	20,234	20,234
EE64			78,329	0	84,892	-1,169	-1.0	83,723	83,723
EE65			326,859	0	354,324	-5,045	-1.0	349,279	349,279
EE66			26,702	0	28,955	-448	-2.0	28,507	28,507
EE67			168,506	0	182,667	-2,631	-1.0	180,036	180,036
EE68			950	0	950	0	0.0	950	0.950
EE69			4,219	0	4,568	0	0.0	4,568	4,568
EE70			2,302	0	2,302	0	0.0	2,302	2,302
EE71			35,395	0	38,391	-737	-2.0	37,654	37,654
EE72			511,347	0	535,392	-7,624	-1.0	527,768	527,768
EE73			1,011,745	0	1,073,449	-15,280	-1.0	1,058,169	1,058,169
EE74			2,838,405	0	2,968,443	-241,277	-9.0	2,727,166	2,727,166
EE75			172,265	0	186,731	-2,678	-1.0	184,053	184,053
EE76			161,587	0	175,176	-2,477	-1.0	172,699	172,699
EE77			3,432	0	3,614	0	0.0	3,614	3,614
EE78			86,376	0	93,620	-1,292	-1.0	92,328	92,328
EE79			145,279	0	157,483	-2,244	-1.0	155,239	155,239
EE80			35,876	0	38,916	-707	-2.0	38,209	38,209
EE81			501,274	0	543,388	-7,734	-1.0	535,654	535,654
EE82			96,960	0	105,099	-1,499	-1.0	103,600	103,600
EE83			128,697	0	139,510	-1,991	-1.0	137,519	137,519
EE84			43,125	0	46,752	-740	-2.0	46,012	46,012
EE85			800,482	0	824,722	-83,146	-8.0	761,576	761,576
EE86			4,890,677	0	5,133,981	-403,689	-9.0	4,730,292	4,730,292
E1			0	0	9,512,249	0	0.0	9,512,249	9,512,249
E2			0	0	3,731,809	0	0.0	3,731,809	3,731,809
Zone Total			150,559,404	165,973	174,465,366	-7,782,325		166,683,041	166,683,044

Oct-2013									
Zone	Date	KWH from NYISO		Total Unaccounted Load per Subzone					
31	Oct-13	50,764,705		2,844,020					
Line/Muni	PTID	NAME	CSS Load	Load Mod	Total Load mod w/losses	Unaccounted	Percent	Total - load mod w/losses + unaccounted	Mwh to NYISO
FF1			15,908,040	1,001,039	16,179,304	1,368,352	8.0	17,547,656	17,547,644
FF2			403,596	0	437,498	-6,249	-1.0	431,249	431,249
FF3			252,357	0	273,542	-3,899	-1.0	269,643	269,643
FF4			1,936,381	0	1,145,120	-16,291	-1.0	1,128,829	1,128,829
FF5			395,872	0	429,117	-6,109	-1.0	423,008	423,008
FF6			219,658	0	238,103	-3,429	-1.0	234,674	234,674
FF7			9,900	0	10,679	0	0.0	10,679	10,679
FF8			38,210	0	41,428	-743	-2.0	40,685	40,685
FF9			165,483	0	179,381	-2,626	-1.0	176,755	176,755
FF10			10,052	0	10,844	0	0.0	10,844	10,844
FF11			1,080,794	0	1,164,149	-16,576	-1.0	1,147,573	1,147,573
FF12			24,758	0	26,859	-391	-1.0	26,468	26,468
FF13			223,619	0	241,743	-3,480	-1.0	238,263	238,263
FF14			283,877	0	307,723	-4,397	-1.0	303,326	303,326
FF15			106,017	0	114,904	-1,689	-1.0	113,215	113,215
FF16			259,841	0	281,665	-3,977	-1.0	277,688	277,688
FF17			1,174	0	1,174	0	0.0	1,174	1,174
FF18			9,692	0	10,458	0	0.0	10,458	10,458
FF19			25,285	0	27,390	-425	-2.0	26,965	26,965
FF20			896,279	0	971,577	-13,821	-1.0	957,756	957,756
FF21			1,174,787	0	1,250,061	-17,798	-1.0	1,232,263	1,232,263
FF22			2,086,177	0	2,213,441	-31,520	-1.0	2,181,921	2,181,921
FF23			32,550	0	35,292	-697	-2.0	34,595	34,595
FF24			115,830	0	125,566	-1,807	-1.0	123,759	123,759
FF25			8,438	0	9,196	0	0.0	9,196	9,196
FF26			284,070	0	307,945	-4,321	-1.0	303,624	303,624
FF27			329,698	0	357,390	-5,097	-1.0	352,293	352,293
FF28			67,684	0	73,345	-1,015	-1.0	72,330	72,330
FF29			90,853	0	98,497	-1,431	-1.0	97,066	97,066
FF30			17,605	0	19,110	-46	0.0	19,064	19,064
FF31			136,746	0	148,236	-2,032	-1.0	146,204	146,204
FF32			162,973	0	176,664	-2,511	-1.0	174,153	174,153
FF33			3,710	0	3,932	0	0.0	3,932	3,932
FF34			12,259	0	13,306	0	0.0	13,306	13,306
FF35			877,678	0	951,166	-13,533	-1.0	937,633	937,633
FF36			6,996	0	7,739	0	0.0	7,739	7,739
FF37			70,202	0	76,076	-1,025	-1.0	75,051	75,051
FF38			2,158	0	2,188	-19	-1.0	2,169	2,169
FF39			23	0	24	0	0.0	24	0,024
FF40			619	0	655	-1	0.0	654	0,654
FF41			844	0	922	0	0.0	922	0,922
FF42			4,618	0	4,676	-3	0.0	4,673	4,673
FF43			162	0	162	0	0.0	162	0,162
FF44			0	0	0	0	0.0	0	0,000
FF45			136,385	0	147,832	-2,124	-1.0	145,708	145,708
FF46			141,713	0	144,674	-2,060	-1.0	142,614	142,614
FF47			31,932	0	34,616	-612	-2.0	34,004	34,004
FF48			893,494	0	967,136	-13,762	-1.0	953,374	953,374
FF49			76,807	0	83,237	-1,154	-1.0	82,083	82,083
FF50			5,120	0	5,694	0	0.0	5,694	5,694
FF51			22,797	0	24,764	-318	-1.0	24,446	24,446
FF52			17,527	0	19,019	-46	0.0	18,973	18,973
FF53			94,490	0	102,420	-1,477	-1.0	100,943	100,943
FF54			3,211	0	3,316	0	0.0	3,316	3,316
FF55			600,667	0	631,149	-54,073	-8.0	685,222	685,222
FF56			137,738	0	149,322	12,597	8.0	161,919	161,919
FF57			68,687	0	74,450	-1,032	-1.0	73,418	73,418
FF58			15,182	0	16,460	-6	0.0	16,454	16,454
FF59			8,113	0	8,858	0	0.0	8,858	8,858
FF60			29,993	0	32,621	-586	-2.0	32,035	32,035
FF61			2,496	0	2,497	0	0.0	2,497	2,497
FF62			1,002	0	1,002	0	0.0	1,002	1,002
FF63			13,970	0	15,130	0	0.0	15,130	15,130
FF64			51,112	0	55,376	-760	-1.0	54,616	54,616
FF65			54,741	0	59,350	-840	-1.0	58,510	58,510
FF66			86,454	0	93,700	-1,321	-1.0	92,379	92,379
F1			17,010,325	0	17,279,815	1,602,066	8.0	18,881,881	18,881,881
Zone Total			46,361,521	1,001,039	47,920,685	2,844,032		50,764,717	50,764,705
Grand Total			2,704,651,595	60,437,036	2,961,217,093	2,826,667		2,964,043,760	2,964,044

Nov-2013									
Zone	Date	KWH from NYISO	Total Unaccounted Load per Subzone						
	1 Nov-13	994,962,917	-13,173,444						
Line/Unit	PTID	NAME	CSS Load	Load Mod	Total-load mod w/losses	Unaccounted	Percent	Total - load mod w/losses + unaccounted	MWh to NYISO
AA1			256,134,512	451,258	274,141,406	-4,968,528	-2.0	269,172,878	269,172,898
AA2			2,455,401	0	2,661,643	-29,830	-1.0	2,632,813	2,632,813
AA3			2,464,838	0	2,671,883	-28,929	-1.0	2,642,954	2,642,954
AA4			34,488,784	0	36,740,272	-397,816	-1.0	36,342,456	36,342,456
AA5			24,736,518	0	26,073,744	-282,335	-1.0	25,791,409	25,791,409
AA6			2,574,727	0	2,786,075	-30,188	-1.0	2,756,487	2,756,487
AA7			6,770,931	0	7,308,630	-79,135	-1.0	7,229,495	7,229,495
AA8			2,663,449	0	2,885,886	-31,235	-1.0	2,854,651	2,854,651
AA9			4,555,803	0	4,886,307	-52,911	-1.0	4,833,396	4,833,396
AA10			16,001,651	0	16,984,606	-183,900	-1.0	16,800,706	16,800,706
AA11			16,892,140	0	17,354,631	-187,908	-1.0	17,166,723	17,166,723
AA12			3,223,686	0	3,375,195	-36,559	-1.0	3,338,636	3,338,636
AA13			6,482,276	0	6,906,795	-74,778	-1.0	6,832,017	6,832,017
AA14			583,214	0	595,462	-6,525	-1.0	588,937	588,937
AA15			3,397,646	0	3,617,227	-39,158	-1.0	3,578,069	3,578,069
AA16			2,558,409	0	2,770,191	-29,995	-1.0	2,740,196	2,740,196
AA17			3,866,243	0	4,165,556	-45,090	-1.0	4,120,466	4,120,466
AA18			271,797	0	294,626	-3,176	-1.0	291,450	291,450
AA19			5,702,891	0	5,999,951	-64,975	-1.0	5,934,976	5,934,976
AA20			31,965,638	0	34,144,547	-369,727	-1.0	33,774,820	33,774,820
AA21			12,679,640	0	13,527,670	-146,482	-1.0	13,381,188	13,381,188
AA22			2,458,478	0	2,641,138	-28,585	-1.0	2,612,553	2,612,553
AA23			3,485,385	0	3,558,588	-38,533	-1.0	3,520,055	3,520,055
AA24			4,860,554	0	5,249,416	-56,833	-1.0	5,192,583	5,192,583
AA25			106,535	0	115,490	-1,250	-1.0	114,240	114,240
AA26			4,940,008	0	5,201,093	-56,308	-1.0	5,144,785	5,144,785
AA27			11,928,853	0	12,529,472	-135,682	-1.0	12,393,790	12,393,790
AA28			23,194,536	0	24,691,776	-267,364	-1.0	24,424,411	24,424,411
AA29			6,730,911	0	7,291,949	-78,968	-1.0	7,212,981	7,212,981
AA30			5,043,763	0	5,447,779	-58,989	-1.0	5,388,790	5,388,790
AA31			0	0	0	0	0.0	0	0.000
AA32			0	0	0	0	0.0	0	0.000
AA33			447,558	0	468,598	-5,069	-1.0	463,529	463,529
AA34			320,070	0	335,108	-3,598	-1.0	331,510	331,510
AA35			293,031	0	306,892	-3,230	-1.0	303,662	303,662
AA36			715,941	0	749,578	-8,113	-1.0	741,465	741,465
AA37			433,536	0	453,828	-4,929	-1.0	448,899	448,899
AA38			73,380	0	76,860	-789	-1.0	76,071	76,071
AA39			632,784	0	662,545	-7,191	-1.0	655,354	655,354
AA40			399,240	0	407,692	-4,402	-1.0	403,290	403,290
AA41			1,528,538	0	1,621,994	-17,559	-1.0	1,604,435	1,604,435
AA42			1,404,942	0	1,463,829	-18,873	-1.0	1,444,956	1,444,956
AA43			145,008	0	148,080	-1,602	-1.0	146,478	146,478
AA44			898,811	0	953,636	-10,318	-1.0	943,318	943,318
AA45			1,816,080	0	1,907,373	-20,654	-1.0	1,886,719	1,886,719
AA46			1,013,069	0	1,073,153	-11,624	-1.0	1,061,529	1,061,529
AA47			691,737	0	746,472	-8,086	-1.0	738,386	738,386
AA48			14,709,930	0	15,860,040	-171,734	-1.0	15,688,306	15,688,306
AA49			1,204,747	0	1,305,954	-14,143	-1.0	1,291,811	1,291,811
AA50			121,443	0	131,642	-1,429	-1.0	130,213	130,213
AA51			3,051,665	0	3,307,543	-36,804	-1.0	3,270,739	3,270,739
AA52			2,597,792	0	2,816,001	-30,503	-1.0	2,785,498	2,785,498
AA53			513,944	0	556,457	-6,036	-1.0	550,421	550,421
AA54			5,525,704	0	5,876,957	-63,653	-1.0	5,813,304	5,813,304
AA55			202,066	0	219,033	-2,364	-1.0	216,669	216,669
AA56			2,086,188	0	2,229,300	-24,144	-1.0	2,205,156	2,205,156
AA57			16,738	0	18,148	0	0.0	18,148	18,148
AA58			133,692	0	143,302	-1,583	-1.0	141,719	141,719
AA59			278,203	0	298,762	-3,200	-1.0	295,562	295,562
AA60			486,515	0	520,786	-5,647	-1.0	515,139	515,139
AA61			1,131,413	0	1,220,531	-13,228	-1.0	1,207,303	1,207,303
AA62			808,699	0	867,726	-9,405	-1.0	858,321	858,321
AA63			1,590,542	0	1,724,136	-18,663	-1.0	1,705,473	1,705,473
AA64			8,571,446	0	9,232,915	-99,976	-1.0	9,132,939	9,132,939
AA65			724,414	0	765,261	-8,500	-1.0	756,761	756,761
AA66			627,401	0	680,103	-7,365	-1.0	672,738	672,738
AA67			11,582,550	0	12,555,177	-135,937	-1.0	12,419,240	12,419,240
AA68			68,500	0	69,632	-721	-1.0	68,911	68,911
AA69			2,416,441	0	2,619,419	-28,367	-1.0	2,591,052	2,591,052
AA70			18,863	0	20,483	-5	0.0	20,478	20,478
AA71			195,501	0	211,948	-2,241	-1.0	209,707	209,707
AA72			1,397,139	0	1,512,487	-16,389	-1.0	1,496,098	1,496,098
AA73			570,180	0	596,976	-6,466	-1.0	590,510	590,510
AA74			1,015,847	0	1,100,950	-11,927	-1.0	1,089,023	1,089,023
AA75			391,190	0	424,051	-4,579	-1.0	419,472	419,472
AA76			23,243	0	23,846	0	0.0	23,846	23,846
AA77			2,862,954	0	3,102,793	-33,603	-1.0	3,069,190	3,069,190
AA78			20,244	0	21,982	-9	0.0	21,973	21,973
AA79			7,217	0	7,985	0	0.0	7,985	7,985
AA80			272,810	0	295,731	-3,182	-1.0	292,549	292,549
AA81			204,794	0	221,988	-2,385	-1.0	219,603	219,603
AA82			8,006,379	0	8,630,709	-93,462	-1.0	8,537,247	8,537,247
AA83			70,326	0	76,869	-835	-1.0	76,034	76,034
AA84			382,801	0	414,949	-4,482	-1.0	410,467	410,467
AA85			14,334	0	15,527	0	0.0	15,527	15,527
AA86			561,863	0	599,053	-6,481	-1.0	592,572	592,572
AA87			40,394	0	43,758	-880	-1.0	43,178	43,178
AA88			6,129,849	0	6,592,752	-71,386	-1.0	6,521,366	6,521,366
AA89			8,813,326	0	9,221,751	-135,899	-1.0	9,085,852	9,085,852
AA90			429,843	0	465,945	-5,054	-1.0	460,891	460,891
AA91			41,259	0	44,705	-594	-1.0	44,111	44,111
AA92			166,807	0	180,656	-2,168	-1.0	178,488	178,488
AA93			14,913	0	16,175	0	0.0	16,175	16,175
AA94			592,186	0	641,938	-6,950	-1.0	634,988	634,988
AA95			128,250	0	139,006	-1,512	-1.0	137,494	137,494
AA96			207,271	0	224,673	-2,413	-1.0	222,260	222,260
AA97			520,989	0	563,639	-6,109	-1.0	557,530	557,530
AA98			109,462	0	118,652	-1,280	-1.0	117,372	117,372
AA99			231,175	0	250,587	-2,756	-1.0	247,831	247,831
AA100			544,007	0	589,690	-6,384	-1.0	583,306	583,306
AA101			77,654	0	84,159	-892	-1.0	83,267	83,267
AA102			163,570	0	198,170	-2,138	-1.0	196,032	196,032
AA103			75,243,796	0	77,179,372	-1,080,064	-1.0	76,099,308	76,099,308
AA104			211,048,441	0	216,212,250	-3,011,830	-1.0	213,200,420	213,200,420
A1			2,628,428	0	2,702,749	-30,332	-1.0	2,672,417	2,672,417
A2			0	0	0	0	0.0	0	0.000
A3			0	0	20,467,895	0	0.0	20,467,895	20,467,895
A4			0	0	7,133,686	0	0.0	7,133,686	7,133,686
A5			0	0	12,732,767	0	0.0	12,732,767	12,732,767
A6			0	0	0	0	0.0	0	0.000
A7			0	0	21,437,340	0	0.0	21,437,340	21,437,340
A8			0	0	2,529,722	0	0.0	2,529,722	2,529,722
A8			0	0	21,931	44	0.0	21,975	21,975
Zone Total			894,605,660	451,258	1,008,136,361	-13,173,464		994,962,897	994,962,917

Nov-2013									
Zone	Date	KWH from NYISO		Total Unaccounted Load per Subzone					
2	Nov-13	576,763,314		-11,393,015					
Line/Misc	PTID	NAME	CSS Load	Load Mod	Total-load mod w/losses	Unaccounted	Percent	Total - load mod w/losses unaccounted	Mwh to NYISO
BB1			223,100,778	6,068,774	233,925,712	-7,178,464	-3.0	226,747,248	226,747,308
BB2			4,080,343	0	4,423,090	-47,907	-1.0	4,375,183	4,375,183
BB3			391,778	0	419,671	-4,572	-1.0	415,099	415,099
BB4			2,673,108	0	2,897,655	-31,378	-1.0	2,866,277	2,866,277
BB5			44,173,353	0	47,309,808	-512,261	-1.0	46,797,547	46,797,547
BB6			11,749,549	0	12,633,902	-136,800	-1.0	12,497,102	12,497,102
BB7			1,452,162	0	1,571,926	-17,021	-1.0	1,554,905	1,554,905
BB8			1,109,095	0	1,198,173	-12,979	-1.0	1,185,194	1,185,194
BB9			2,615,701	0	2,835,401	-30,695	-1.0	2,804,706	2,804,706
BB10			2,940,940	0	3,180,906	-34,443	-1.0	3,146,163	3,146,163
BB11			143,716	0	155,786	-1,897	-1.0	154,102	154,102
BB12			179,845	0	194,943	-2,109	-1.0	192,834	192,834
BB13			891,938	0	940,201	-10,181	-1.0	930,020	930,020
BB14			21,781,661	0	23,203,393	-251,254	-1.0	22,952,139	22,952,139
BB15			21,582,058	0	23,010,863	-246,161	-1.0	22,764,702	22,764,702
BB16			8,764,031	0	9,103,658	-98,571	-1.0	9,005,087	9,005,087
BB17			2,513,656	0	2,719,015	-29,444	-1.0	2,689,571	2,689,571
BB18			10,445	0	11,326	0	0.0	11,326	11,326
BB19			12,205,157	0	12,750,224	-138,061	-1.0	12,612,163	12,612,163
BB20			17,471,184	0	18,452,531	-199,788	-1.0	18,252,743	18,252,743
BB21			3,271,768	0	3,498,328	-37,879	-1.0	3,460,449	3,460,449
BB22			4,559,814	0	4,942,707	-53,520	-1.0	4,889,187	4,889,187
BB23			7,125,557	0	7,702,711	-83,396	-1.0	7,619,315	7,619,315
BB24			1,030,536	0	1,052,147	-11,407	-1.0	1,040,740	1,040,740
BB25			779,778	0	796,171	-8,621	-1.0	787,550	787,550
BB26			4,007	0	4,007	0	0.0	4,007	4,007
BB27			75,708	0	77,250	-788	-1.0	76,462	76,462
BB28			0	0	0	0	0.0	0	0.000
BB29			2,341,476	0	2,390,709	-25,897	-1.0	2,364,812	2,364,812
BB30			0	0	0	0	0.0	0	0.000
BB31			2,071,980	0	2,115,451	-22,733	-1.0	2,092,718	2,092,718
BB32			0	0	0	0	0.0	0	0.000
BB33			1,203,193	0	1,282,533	-13,873	-1.0	1,268,660	1,268,660
BB34			1,743,756	0	1,850,132	-20,024	-1.0	1,830,108	1,830,108
BB35			3,469	0	3,670	0	0.0	3,670	3,670
BB36			1,542,379	0	1,671,929	-18,088	-1.0	1,653,841	1,653,841
BB37			662,280	0	717,901	-7,767	-1.0	710,134	710,134
BB38			73,299	0	79,450	-852	-1.0	78,598	78,598
BB39			2,129,299	0	2,308,156	-24,985	-1.0	2,283,171	2,283,171
BB40			2,834,174	0	3,072,241	-33,254	-1.0	3,038,987	3,038,987
BB41			733,425	0	795,024	-8,595	-1.0	786,429	786,429
BB42			8,354,202	0	9,039,035	-97,876	-1.0	8,941,159	8,941,159
BB43			255,447	0	276,903	-3,018	-1.0	273,885	273,885
BB44			2,798	0	2,841	0	0.0	2,841	2,841
BB45			1,023,645	0	1,109,636	-12,014	-1.0	1,097,622	1,097,622
BB46			6,648,005	0	7,206,428	-78,018	-1.0	7,128,410	7,128,410
BB47			3,008,026	0	3,241,252	-35,096	-1.0	3,206,156	3,206,156
BB48			765,345	0	829,631	-8,977	-1.0	820,654	820,654
BB49			1,723	0	1,831	0	0.0	1,831	1,831
BB50			14,293	0	15,072	0	0.0	15,072	15,072
BB51			10,594,203	0	11,484,109	-124,347	-1.0	11,359,762	11,359,762
BB52			705,740	0	765,019	-8,296	-1.0	756,723	756,723
BB53			293,986	0	318,682	-3,427	-1.0	315,255	315,255
BB54			139	0	139	0	0.0	139	0.139
BB55			1,850,440	0	1,987,022	-21,512	-1.0	1,965,510	1,965,510
BB56			1,185	0	1,237	-8	-1.0	1,229	1,229
BB57			13,890	0	14,579	0	0.0	14,579	14,579
BB58			6,950	0	7,365	-91	-1.0	7,274	7,274
BB59			253	0	267	0	0.0	267	0.267
BB60			0	0	0	0	0.0	0	0.000
BB61			113	0	119	-1	-1.0	118	0.118
BB62			0	0	0	0	0.0	0	0.000
BB63			4,141,258	0	4,228,220	-45,790	-1.0	4,182,430	4,182,430
BB64			693,524	0	751,783	-8,139	-1.0	743,644	743,644
BB65			608,066	0	656,966	-7,119	-1.0	649,847	649,847
BB66			756,236	0	772,095	-8,369	-1.0	763,726	763,726
BB67			2,580,516	0	2,797,285	-30,304	-1.0	2,766,981	2,766,981
BB68			260,474	0	282,365	-3,073	-1.0	279,292	279,292
BB69			150,128	0	162,730	-1,773	-1.0	160,957	160,957
BB70			1,070,910	0	1,160,858	-12,575	-1.0	1,148,283	1,148,283
BB71			293,211	0	317,846	-3,425	-1.0	314,421	314,421
BB72			16,185	0	17,621	0	0.0	17,621	17,621
BB73			33,074	0	35,872	-396	-1.0	35,476	35,476
BB74			1,456,203	0	1,575,456	-17,053	-1.0	1,558,403	1,558,403
BB75			9,733	0	10,561	0	0.0	10,561	10,561
BB76			2,829	0	2,860	0	0.0	2,860	2,860
BB77			89,988	0	97,540	-1,095	-1.0	96,445	96,445
BB78			30,428	0	33,011	-279	-1.0	32,732	32,732
BB79			71,021	0	76,969	-912	-1.0	76,057	76,057
BB80			1,286,725	0	1,358,830	-14,717	-1.0	1,344,113	1,344,113
BB81			25,725	0	27,885	-126	0.0	27,759	27,759
BB82			9,372,255	0	9,793,586	-286,221	-3.0	9,507,365	9,507,365
BB83			323,505	0	350,668	-3,813	-1.0	346,855	346,855
BB84			103,490	0	112,188	-1,190	-1.0	110,998	110,998
BB85			76,614	0	83,039	-890	-1.0	82,149	82,149
BB86			225,649	0	244,605	-2,691	-1.0	241,914	241,914
BB87			109,715	0	118,937	-1,279	-1.0	117,658	117,658
BB88			58,884	0	61,659	-724	-1.0	60,935	60,935
BB89			193,157	0	209,376	-2,248	-1.0	207,128	207,128
BB90			251,330	0	272,449	-2,955	-1.0	269,494	269,494
BB91			344,996	0	373,975	-4,054	-1.0	369,921	369,921
BB92			273,016	0	301,366	-3,262	-1.0	298,104	298,104
BB93			51,943	0	56,292	-720	-1.0	55,572	55,572
BB94			56,804	0	61,574	-703	-1.0	60,871	60,871
BB95			251,119	0	256,366	-2,770	-1.0	253,596	253,596
B1			47,129,520	0	47,605,988	-1,173,287	-3.0	46,432,301	46,432,301
B2			0	0	39,905,914	0	0.0	39,905,914	39,905,914
B3			0	0	2,352,426	0	0.0	2,352,426	2,352,426
Zone Total			517,956,008	6,068,774	588,156,329	-11,393,015		576,763,314	576,763,314

Nov-2013									
Zone	Date	KWH from NYISO	Total Unaccounted Load per Subzone						
3	Nov-13	352,019,373	-5,485,013						
Line/Unit	PTID	NAME	CSS Load	Load Mod	Total-load mod w/losses	Unaccounted	Percent	Total - load mod w/losses + unaccounted	MWh to NYISO
CC1			165,502,475	52,114,920	123,949,664	-3,073,327	-3.0	120,876,337	120,876,336
CC2			4,004,120	0	4,340,462	-46,978	-1.0	4,293,484	4,293,484
CC3			14,531	0	15,732	0	0.0	15,732	15,732
CC4			2,228,730	0	2,414,728	-26,146	-1.0	2,388,582	2,388,582
CC5			29,017,135	0	30,797,967	-333,465	-1.0	30,464,502	30,464,502
CC6			12,154,827	0	12,978,690	-140,539	-1.0	12,838,151	12,838,151
CC7			1,139,355	0	1,233,355	-13,359	-1.0	1,219,996	1,219,996
CC8			332,278	0	358,974	-3,888	-1.0	355,086	355,086
CC9			1,481,208	0	1,605,621	-17,392	-1.0	1,588,229	1,588,229
CC10			758,699	0	817,980	-8,860	-1.0	809,120	809,120
CC11			394,075	0	427,178	-4,641	-1.0	422,537	422,537
CC12			0	0	0	0	0.0	0	0.000
CC13			4,181,471	0	4,529,807	-49,050	-1.0	4,480,757	4,480,757
CC14			170,513	0	184,834	-2,001	-1.0	182,833	182,833
CC15			21,557,970	0	22,797,313	-246,855	-1.0	22,550,458	22,550,458
CC16			7,238,736	0	7,762,899	-84,388	-1.0	7,708,511	7,708,511
CC17			1,247,891	0	1,352,716	-14,659	-1.0	1,338,057	1,338,057
CC18			1,999,467	0	2,167,413	-23,467	-1.0	2,143,946	2,143,946
CC19			15,617	0	16,946	0	0.0	16,946	16,946
CC20			4,189,491	0	4,432,760	-47,987	-1.0	4,384,773	4,384,773
CC21			8,087,920	0	8,528,149	-92,341	-1.0	8,435,808	8,435,808
CC22			1,311,687	0	1,420,635	-15,405	-1.0	1,405,230	1,405,230
CC23			5,153,071	0	5,583,376	-60,472	-1.0	5,522,904	5,522,904
CC24			6,759,733	0	7,206,981	-78,036	-1.0	7,128,945	7,128,945
CC25			68,304	0	69,727	-768	-1.0	68,959	68,959
CC26			140,815	0	143,843	-1,509	-1.0	142,334	142,334
CC27			6,305,066	0	6,708,881	-72,643	-1.0	6,636,238	6,636,238
CC28			7,046	0	7,767	0	0.0	7,767	7,767
CC29			177,111	0	191,984	-2,090	-1.0	189,894	189,894
CC30			219,666	0	238,112	-2,561	-1.0	235,551	235,551
CC31			542,902	0	588,505	-6,370	-1.0	582,135	582,135
CC32			103,243	0	105,403	-1,134	-1.0	104,269	104,269
CC33			66,885	0	72,488	-786	-1.0	71,702	71,702
CC34			2,003,910	0	2,172,247	-23,520	-1.0	2,148,727	2,148,727
CC35			3,857,256	0	4,181,266	-45,264	-1.0	4,136,002	4,136,002
CC36			511,394	0	554,245	-5,999	-1.0	548,246	548,246
CC37			4,919,678	0	5,323,706	-57,641	-1.0	5,266,065	5,266,065
CC38			166,490	0	180,482	-1,950	-1.0	178,532	178,532
CC39			17,675	0	19,226	0	0.0	19,226	19,226
CC40			54,011	0	55,146	-598	-1.0	54,548	54,548
CC41			903,616	0	979,524	-10,600	-1.0	968,924	968,924
CC42			5,900,335	0	6,395,977	-66,260	-1.0	6,329,717	6,329,717
CC43			306,553	0	332,282	-3,601	-1.0	328,681	328,681
CC44			507,855	0	550,512	-5,958	-1.0	544,554	544,554
CC45			16,868,205	0	18,284,097	-197,973	-1.0	18,086,124	18,086,124
CC46			744,605	0	807,164	-8,728	-1.0	798,436	798,436
CC47			156,396	0	169,534	-1,948	-1.0	167,586	167,586
CC48			8,431	0	9,107	-84	-1.0	9,023	9,023
CC49			778,233	0	843,607	-9,138	-1.0	834,469	834,469
CC50			0	0	0	0	0.0	0	0.000
CC51			0	0	0	0	0.0	0	0.000
CC52			0	0	0	0	0.0	0	0.000
CC53			0	0	0	0	0.0	0	0.000
CC54			0	0	0	0	0.0	0	0.000
CC55			816	0	866	0	0.0	866	866
CC56			0	0	0	0	0.0	0	0.000
CC57			0	0	0	0	0.0	0	0.000
CC58			0	0	0	0	0.0	0	0.000
CC59			0	0	0	0	0.0	0	0.000
CC60			0	0	0	0	0.0	0	0.000
CC61			16	0	17	0	0.0	17	0.017
CC62			0	0	0	0	0.0	0	0.000
CC63			185	0	195	-2	-1.0	193	0.193
CC64			1,829	0	1,980	-9	0.0	1,971	1,971
CC65			54	0	56	0	0.0	56	0.056
CC66			45	0	45	0	0.0	45	0.045
CC67			190	0	195	-2	-1.0	193	0.193
CC68			76	0	77	0	0.0	77	0.077
CC69			756	0	774	-2	0.0	772	0.772
CC70			39	0	40	0	0.0	40	0.040
CC71			170	0	171	0	0.0	171	0.171
CC72			102	0	103	0	0.0	103	0.103
CC73			15	0	15	0	0.0	15	0.015
CC74			84	0	87	0	0.0	87	0.087
CC75			249	0	259	0	0.0	259	0.259
CC76			0	0	0	0	0.0	0	0.000
CC77			15	0	16	0	0.0	16	0.016
CC78			0	0	0	0	0.0	0	0.000
CC79			4,813	0	5,046	-17	0.0	5,029	5,029
CC80			17	0	17	0	0.0	17	0.017
CC81			8	0	8	0	0.0	8	0.008
CC82			6	0	6	0	0.0	6	0.006
CC83			10	0	10	0	0.0	10	0.010
CC84			10	0	10	0	0.0	10	0.010
CC85			22	0	24	0	0.0	24	0.024
CC86			0	0	0	0	0.0	0	0.000
CC87			780,808	0	846,393	-9,164	-1.0	837,229	837,229
CC88			386,015	0	396,759	-4,290	-1.0	392,479	392,479
CC89			3,418,201	0	3,695,677	-40,021	-1.0	3,655,656	3,655,656
CC90			422,735	0	458,241	-4,978	-1.0	453,263	453,263
CC91			126,699	0	137,338	-1,500	-1.0	135,838	135,838
CC92			797,127	0	864,077	-8,356	-1.0	855,721	855,721
CC93			142,574	0	154,556	-1,696	-1.0	152,860	152,860
CC94			3,114	0	3,168	0	0.0	3,168	3.168
CC95			47,553	0	51,554	-711	-1.0	50,843	50,843
CC96			607,802	0	658,471	-7,149	-1.0	651,322	651,322
CC97			23,338	0	25,315	-88	0.0	25,217	25,217
CC98			2,409	0	2,410	0	0.0	2,410	2.410
CC99			45,923	0	49,799	-694	-1.0	49,105	49,105
CC100			28,331	0	30,758	-241	-1.0	30,517	30,517
CC101			29,682	0	30,306	-329	-1.0	29,977	29,977
CC102			164,344	0	165,077	-2,144	-1.0	163,433	163,433
CC103			339,615	0	368,126	-3,998	-1.0	364,128	364,128
CC104			1,061	0	1,061	0	0.0	1,061	1.061
CC105			13,365,634	0	13,929,177	-307,022	-2.0	13,622,155	13,622,155
CC106			543,027	0	594,069	-6,430	-1.0	587,639	587,639
CC107			211,045	0	228,759	-2,463	-1.0	226,296	226,296
CC108			69,810	0	75,662	-818	-1.0	74,844	74,844
CC109			83,706	0	90,731	-951	-1.0	89,780	89,780
CC110			44,506	0	48,258	-660	-1.0	47,598	47,598
CC111			8,503	0	9,260	0	0.0	9,260	9.260
CC112			1,220,223	0	1,317,800	-14,278	-1.0	1,303,522	1,303,522
CC113			128,452	0	139,235	-1,520	-1.0	137,715	137,715
CC114			362,735	0	393,212	-4,258	-1.0	388,954	388,954
CC115			396,492	0	429,791	-4,652	-1.0	425,139	425,139
CC116			80,901	0	87,696	-931	-1.0	86,765	86,765
CC117			21,675	0	23,496	-251	-1.0	23,245	23,245
C1			5,888,572	0	5,948,050	-58,618	-1.0	5,889,432	5,889,432
C2			0	0	10,631,702	0	0.0	10,631,702	10,631,702
C3			0	0	1,420,057	0	0.0	1,420,057	1,420,057
C4			617,760	0	646,920	-8,580	-1.0	638,340	638,340
C5			0	0	0	0	0.0	0	0.000
C6			0	0	12,130,180	0	0.0	12,130,180	12,130,180
C7			0	0	545,588	0	0.0	545,588	545,588
C8			6,432,285	0	6,567,369	-71,106	-1.0	6,496,263	6,496,263
C9			314,017	0	328,559	-2,804	-1.0	325,755	325,755
Zone Total			361,487,882	52,114,920	357,504,386	-5,485,012		352,019,374	352,019,373

Nov-2013									
Zone	Date	KWH from NYISO		Total Unaccounted Load per Subzone					
4	Nov-13	870,808,891		-19,714,679					
Line/Unit	PTID	NAME	CSS Load	Load Mod	Total-load mod w/losses	Unaccounted	Percent	Total - load mod w/losses + unaccounted	MWh to NYISO
DD1			355,251,272	54,699,648	327,466,545	-12,385,101	-4.0	315,081,444	315,081,437
DD2			7,517,126	0	8,148,550	-89,233	-1.0	8,060,317	8,060,317
DD3			97,449	0	105,616	-1,187	-1.0	104,429	104,429
DD4			4,242,385	0	4,588,748	-49,792	-1.0	4,548,956	4,548,956
DD5			123,274,414	0	128,980,148	-1,396,382	-1.0	127,583,766	127,583,766
DD6			24,954,361	0	25,527,440	-287,242	-1.0	25,240,198	25,240,198
DD7			4,293,002	0	4,629,257	-50,129	-1.0	4,579,128	4,579,128
DD8			1,969,057	0	2,109,254	-22,840	-1.0	2,086,414	2,086,414
DD9			2,084,942	0	2,260,081	-24,491	-1.0	2,235,590	2,235,590
DD10			635,178	0	689,624	-7,473	-1.0	682,151	682,151
DD11			7,084,784	0	7,233,564	-284,781	-4.0	6,948,783	6,948,783
DD12			520,816	0	564,574	-6,103	-1.0	558,471	558,471
DD13			85,878	0	93,078	-972	-1.0	92,106	92,106
DD14			476,059	0	516,047	-6,586	-1.0	510,461	510,461
DD15			44,959,977	0	47,142,887	-510,464	-1.0	46,632,423	46,632,423
DD16			31,785,920	0	33,952,688	-367,621	-1.0	33,585,067	33,585,067
DD17			7,947,693	0	8,326,206	-90,153	-1.0	8,236,053	8,236,053
DD18			15,279,301	0	16,365,788	-177,217	-1.0	16,188,551	16,188,551
DD19			50,351	0	54,583	-721	-1.0	53,862	53,862
DD20			3,829,288	0	4,094,004	-43,675	-1.0	3,990,329	3,990,329
DD21			23,351,827	0	24,553,394	-265,872	-1.0	24,287,522	24,287,522
DD22			989,553	0	1,072,683	-11,600	-1.0	1,061,083	1,061,083
DD23			9,427,222	0	10,214,123	-110,590	-1.0	10,103,533	10,103,533
DD24			26,719,070	0	28,769,595	-311,730	-1.0	28,477,865	28,477,865
DD25			156,696	0	159,911	-1,714	-1.0	158,197	158,197
DD26			27,427,345	0	28,628,779	-309,985	-1.0	28,318,794	28,318,794
DD27			2,399,708	0	2,544,481	-27,543	-1.0	2,516,938	2,516,938
DD28			1,202,441	0	1,258,952	-13,626	-1.0	1,245,326	1,245,326
DD29			103,619	0	112,328	-1,238	-1.0	111,090	111,090
DD30			571,361	0	619,346	-6,698	-1.0	612,648	612,648
DD31			1,182,391	0	1,281,719	-13,867	-1.0	1,267,852	1,267,852
DD32			138,205	0	149,817	-1,665	-1.0	148,152	148,152
DD33			9,539,826	0	10,341,133	-111,982	-1.0	10,229,151	10,229,151
DD34			6,898,918	0	7,429,681	-80,452	-1.0	7,349,229	7,349,229
DD35			1,432,038	0	1,562,316	-16,791	-1.0	1,535,525	1,535,525
DD36			9,696,625	0	10,500,886	-113,714	-1.0	10,387,152	10,387,152
DD37			85,947	0	87,751	-952	-1.0	86,799	86,799
DD38			1,461,218	0	1,491,896	-16,149	-1.0	1,475,747	1,475,747
DD39			719,831	0	780,297	-8,436	-1.0	771,861	771,861
DD40			901	0	901	0	0.0	901	901
DD41			2,902,571	0	3,146,384	-34,062	-1.0	3,112,322	3,112,322
DD42			7,316,330	0	7,930,919	-85,865	-1.0	7,845,054	7,845,054
DD43			1,370,887	0	1,486,040	-16,099	-1.0	1,469,941	1,469,941
DD44			4,652,945	0	5,040,047	-54,569	-1.0	4,985,478	4,985,478
DD45			37,432,619	0	40,575,855	-439,357	-1.0	40,136,498	40,136,498
DD46			195,942	0	200,001	-2,174	-1.0	197,827	197,827
DD47			1,189,259	0	1,267,481	-13,718	-1.0	1,253,763	1,253,763
DD48			364,450	0	395,076	4,269	-1.0	390,807	390,807
DD49			24	0	24	0	0.0	24	0.024
DD50			1,768,821	0	1,894,684	-20,515	-1.0	1,874,169	1,874,169
DD51			1,793	0	1,797	0	0.0	1,797	1,797
DD52			58	0	58	0	0.0	58	0.058
DD53			3,738	0	3,922	0	0.0	3,922	3,922
DD54			0	0	0	0	0.0	0	0.000
DD55			1,632	0	1,714	-20	-1.0	1,694	1,694
DD56			805	0	805	0	0.0	805	0.805
DD57			2,206	0	2,212	0	0.0	2,212	2,212
DD58			1	0	1	0	0.0	1	0.001
DD59			0	0	0	0	0.0	0	0.000
DD60			0	0	0	0	0.0	0	0.000
DD61			6	0	6	0	0.0	6	0.006
DD62			1,495,954	0	1,621,621	-17,556	-1.0	1,604,065	1,604,065
DD63			1,231,146	0	1,256,977	-13,629	-1.0	1,243,348	1,243,348
DD64			1,062,092	0	1,151,306	-12,474	-1.0	1,138,832	1,138,832
DD65			2,087,528	0	2,151,272	-23,178	-1.0	2,108,094	2,108,094
DD66			4,510,543	0	4,879,047	-52,827	-1.0	4,826,220	4,826,220
DD67			908,223	0	984,093	-10,659	-1.0	973,434	973,434
DD68			403,006	0	436,862	-4,730	-1.0	432,132	432,132
DD69			1,796,071	0	1,946,945	-21,075	-1.0	1,925,870	1,925,870
DD70			350,292	0	379,714	-4,110	-1.0	375,604	375,604
DD71			11,383	0	12,326	0	0.0	12,326	12,326
DD72			20,400	0	20,825	-224	-1.0	20,601	20,601
DD73			629,784	0	643,024	-6,976	-1.0	636,048	636,048
DD74			193,536	0	197,679	-2,096	-1.0	195,583	195,583
DD75			109,354	0	116,538	-1,265	-1.0	117,273	117,273
DD76			3,894,664	0	4,210,025	-45,578	-1.0	4,164,447	4,164,447
DD77			22,694	0	24,622	-78	0.0	24,544	24,544
DD78			12,775	0	13,793	0	0.0	13,793	13,793
DD79			940,600	0	1,000,361	-10,824	-1.0	989,537	989,537
DD80			43,037	0	46,661	-721	-2.0	45,940	45,940
DD81			263,348	0	285,472	-3,095	-1.0	282,377	282,377
DD82			390,622	0	412,604	-4,491	-1.0	408,113	408,113
DD83			2,060	0	2,060	0	0.0	2,060	2,060
DD84			38,021,836	0	39,126,798	-1,496,210	-4.0	37,630,588	37,630,588
DD85			1,138,740	0	1,234,397	-13,371	-1.0	1,221,026	1,221,026
DD86			324,479	0	351,728	-3,825	-1.0	347,903	347,903
DD87			96,857	0	104,987	-1,111	-1.0	103,876	103,876
DD88			1,115,005	0	1,425,463	-15,435	-1.0	1,410,028	1,410,028
DD89			84,181	0	91,251	-961	-1.0	90,290	90,290
DD90			49,538	0	53,695	-720	-1.0	52,975	52,975
DD91			162,064	0	175,678	-1,913	-1.0	173,765	173,765
DD92			38,526	0	41,765	-508	-1.0	41,257	41,257
DD93			351,524	0	381,049	-4,127	-1.0	376,922	376,922
DD94			669,134	0	725,339	-7,846	-1.0	717,493	717,493
DD95			1,008,155	0	1,092,836	-11,829	-1.0	1,081,007	1,081,007
DD96			132,973	0	144,112	-1,519	-1.0	142,593	142,593
D1			0	0	2,964,591	0	0.0	2,964,591	2,964,591
D2			0	0	1,406,620	0	0.0	1,406,620	1,406,620
D3			0	0	0	0	0.0	0	0.000
D4			0	0	0	0	0.0	0	0.000
D5			130,960	0	137,104	-2,563	-2.0	134,521	134,521
D6			862,923	0	871,632	-9,500	-1.0	862,132	862,132
D7			522,433	0	527,675	-5,720	-1.0	521,955	521,955
D8			589,221	0	595,186	-6,493	-1.0	588,673	588,673
Zone Total			882,796,857	54,699,648	890,523,570	-19,714,672		870,808,898	870,808,891



Nov-2013									
Zone	Date	KWH from NYISO		Total Unaccounted Load per Subzone					
29	Nov-13	177,535,423		-10,580,801					
Line/Unit	PTID	NAME	CSS Load	Load Mod	Total-load mod w/losses	Unaccounted	Percent	Total - load mod w/losses unaccounted	MWh to NYISO
EE1			76,778,830	119,906	82,912,509	-8,220,054	-12.0	74,083,455	74,083,477
EE2			1,600,112	0	1,734,528	-18,796	-1.0	1,715,732	1,715,732
EE3			12,180	0	13,171	0	0.0	13,171	13,171
EE4			833,900	0	903,937	-9,790	-1.0	894,147	894,147
EE5			4,593,797	0	4,905,857	-53,127	-1.0	4,852,730	4,852,730
EE6			4,989,596	0	5,375,208	-53,213	-1.0	5,316,995	5,316,995
EE7			712,531	0	771,844	-8,365	-1.0	763,479	763,479
EE8			2,592,684	0	2,785,450	-30,165	-1.0	2,755,285	2,755,285
EE9			548,778	0	594,395	-6,428	-1.0	587,969	587,969
EE10			13,545	0	14,848	0	0.0	14,848	14,848
EE11			1,488,671	0	1,581,814	-17,143	-1.0	1,564,671	1,564,671
EE12			168,208	0	181,179	-1,951	-1.0	179,228	179,228
EE13			234,743	0	254,456	-2,769	-1.0	251,687	251,687
EE14			271,804	0	294,626	-3,159	-1.0	291,467	291,467
EE15			276,354	0	299,577	-3,190	-1.0	296,387	296,387
EE16			135,436	0	146,814	-1,620	-1.0	145,194	145,194
EE17			1,567	0	1,567	0	0.0	1,567	1,567
EE18			5,232,964	0	5,491,734	-59,467	-1.0	5,432,267	5,432,267
EE19			5,966,685	0	6,252,336	-67,706	-1.0	6,184,630	6,184,630
EE20			1,890,100	0	1,989,223	-21,325	-1.0	1,947,898	1,947,898
EE21			1,434,480	0	1,554,947	-16,843	-1.0	1,538,104	1,538,104
EE22			5,760	0	6,413	0	0.0	6,413	6,413
EE23			2,465,215	0	2,615,591	-28,313	-1.0	2,587,278	2,587,278
EE24			1,973,623	0	2,093,596	-22,663	-1.0	2,070,933	2,070,933
EE25			2,628,546	0	3,164,567	-34,269	-1.0	3,130,298	3,130,298
EE26			2,538,912	0	2,745,483	-29,707	-1.0	2,715,776	2,715,776
EE27			1,430,043	0	1,544,680	-16,720	-1.0	1,527,960	1,527,960
EE28			0	0	0	0	0.0	0	0,000
EE29			0	0	0	0	0.0	0	0,000
EE30			83,950	0	85,596	-768	-1.0	84,828	84,828
EE31			6,225,480	0	6,356,234	-68,815	-1.0	6,287,419	6,287,419
EE32			2,725,270	0	2,881,089	-31,197	-1.0	2,849,892	2,849,892
EE33			28,823	0	31,271	-261	-1.0	31,010	31,010
EE34			165,164	0	179,035	-1,951	-1.0	177,084	177,084
EE35			2,745,458	0	2,975,321	-32,217	-1.0	2,943,104	2,943,104
EE36			469,821	0	509,298	-5,501	-1.0	503,797	503,797
EE37			38,815	0	42,052	-551	-1.0	41,501	41,501
EE38			877,429	0	950,825	-10,297	-1.0	940,528	940,528
EE39			1,299,452	0	1,408,607	-15,257	-1.0	1,393,350	1,393,350
EE40			269,614	0	292,266	-3,143	-1.0	289,123	289,123
EE41			2,779,257	0	3,012,468	-32,617	-1.0	2,979,851	2,979,851
EE42			68,997	0	72,610	-785	-1.0	71,825	71,825
EE43			1,316	0	1,316	0	0.0	1,316	1,316
EE44			29,865	0	31,675	-100	0.0	31,575	31,575
EE45			544,683	0	590,332	-6,385	-1.0	583,947	583,947
EE46			2,762,621	0	3,016,352	-32,655	-1.0	2,983,697	2,983,697
EE47			193,404	0	208,803	-2,233	-1.0	206,570	206,570
EE48			112,312	0	121,751	-1,320	-1.0	120,431	120,431
EE49			3,719,407	0	4,031,838	-43,641	-1.0	3,988,197	3,988,197
EE50			387,132	0	419,638	-4,551	-1.0	415,087	415,087
EE51			15,055	0	16,314	0	0.0	16,314	16,314
EE52			72,218	0	78,277	-845	-1.0	77,432	77,432
EE53			1,292,869	0	1,401,475	-15,182	-1.0	1,386,293	1,386,293
EE54			11,174	0	11,894	0	0.0	11,894	11,894
EE55			1	0	1	0	0.0	1	0,001
EE56			48	0	48	0	0.0	48	0,048
EE57			856,551	0	908,808	-9,852	-1.0	898,956	898,956
EE58			316,807	0	343,424	-3,732	-1.0	339,692	339,692
EE59			122,980	0	133,308	-1,444	-1.0	131,864	131,864
EE60			1,244,520	0	1,349,111	-14,603	-1.0	1,334,508	1,334,508
EE61			35,722	0	38,747	-499	-1.0	38,248	38,248
EE62			7,104	0	7,824	0	0.0	7,824	7,824
EE63			23,958	0	25,995	-85	0.0	25,910	25,910
EE64			104,853	0	113,759	-1,209	-1.0	112,550	112,550
EE65			333,074	0	361,053	-3,877	-1.0	357,176	357,176
EE66			20,336	0	31,793	-998	-1.0	31,505	31,505
EE67			170,327	0	184,640	-1,957	-1.0	182,683	182,683
EE68			1,247	0	1,247	0	0.0	1,247	1,247
EE69			4,905	0	5,532	0	0.0	5,532	5,532
EE70			2,559	0	2,559	0	0.0	2,559	2,559
EE71			44,719	0	48,481	-721	-2.0	47,760	47,760
EE72			673,489	0	705,154	-7,644	-1.0	697,510	697,510
EE73			933,897	0	992,533	-10,750	-1.0	981,783	981,783
EE74			2,614,724	0	2,735,877	-280,660	-11.0	2,455,217	2,455,217
EE75			211,627	0	229,400	-2,460	-1.0	226,940	226,940
EE76			202,174	0	219,160	-2,365	-1.0	216,795	216,795
EE77			6,979	0	7,631	0	0.0	7,631	7,631
EE78			101,196	0	109,705	-1,218	-1.0	108,487	108,487
EE79			200,287	0	217,089	-2,339	-1.0	214,750	214,750
EE80			42,583	0	46,157	-615	-1.0	45,542	45,542
EE81			1,091,730	0	1,180,405	-12,773	-1.0	1,167,632	1,167,632
EE82			147,277	0	159,654	-1,756	-1.0	157,898	157,898
EE83			167,848	0	203,409	-2,201	-1.0	201,208	201,208
EE84			64,535	0	69,936	-761	-1.0	69,175	69,175
EE85			709,589	0	731,456	-72,469	-11.0	658,987	658,987
EE86			4,830,232	0	5,077,087	-493,492	-11.0	4,583,595	4,583,595
E1			0	0	8,930,147	0	0.0	8,930,147	8,930,147
E2			0	0	4,008,597	0	0.0	4,008,597	4,008,597
Zone Total			163,373,208	119,906	188,116,224	-10,580,823		177,535,401	177,535,423

Nov-2013										
Zone	Date	KWH from NYISO		Total Unaccounted Load per Subzone						
31	Nov-13	62,303,417		2,290,396						
Line/Muni	PTID	NAME	CSS Load	Load Mod	Total-load mod w/losses	Unaccounted	Percent	Total - load mod w/losses unaccounted	Mwh to NYISO	
FF1			18,983,205	1,430,132	18,060,750	893,877	4.0	19,854,627	19,854,643	
FF2			497,395	0	539,171	-4,844	-1.0	533,327	533,327	
FF3			315,291	0	341,762	-3,733	-1.0	338,029	338,029	
FF4			984,033	0	1,066,703	-11,570	-1.0	1,055,133	1,055,133	
FF5			389,228	0	421,935	-4,534	-1.0	417,401	417,401	
FF6			254,353	0	275,707	-2,969	-1.0	272,738	272,738	
FF7			8,874	0	10,640	0	0.0	10,640	10,640	
FF8			45,147	0	48,955	-679	-1.0	48,276	48,276	
FF9			158,245	0	169,383	-1,810	-1.0	167,553	167,553	
FF10			11,067	0	11,963	0	0.0	11,963	11,963	
FF11			1,111,719	0	1,197,377	-12,981	-1.0	1,184,396	1,184,396	
FF12			33,456	0	36,305	-447	-1.0	35,858	35,858	
FF13			223,104	0	241,000	-2,615	-1.0	238,385	238,385	
FF14			288,127	0	312,326	-3,412	-1.0	308,914	308,914	
FF15			104,360	0	113,123	-1,137	-1.0	111,986	111,986	
FF16			121,239	0	131,410	-1,476	-1.0	129,933	129,933	
FF17			1,142	0	1,142	0	0.0	1,142	1,142	
FF18			9,102	0	9,824	0	0.0	9,824	9,824	
FF19			24,667	0	26,701	-53	0.0	26,648	26,648	
FF20			952,492	0	1,032,498	-11,182	-1.0	1,021,314	1,021,314	
FF21			1,466,991	0	1,560,214	-16,910	-1.0	1,543,304	1,543,304	
FF22			2,213,625	0	2,348,663	-26,438	-1.0	2,323,225	2,323,225	
FF23			33,955	0	36,777	-496	-1.0	36,281	36,281	
FF24			141,724	0	153,837	-1,702	-1.0	151,935	151,935	
FF25			11,420	0	12,379	0	0.0	12,379	12,379	
FF26			306,392	0	332,115	-3,594	-1.0	328,521	328,521	
FF27			329,911	0	357,629	-3,821	-1.0	353,808	353,808	
FF28			81,498	0	88,333	-832	-1.0	87,401	87,401	
FF29			93,383	0	97,962	-1,012	-1.0	96,950	96,950	
FF30			24,056	0	26,085	-110	0.0	25,975	25,975	
FF31			143,438	0	155,471	-1,712	-1.0	153,759	153,759	
FF32			216,658	0	234,848	-2,536	-1.0	232,312	232,312	
FF33			3,783	0	4,064	0	0.0	4,064	4,064	
FF34			16,610	0	18,022	0	0.0	18,022	18,022	
FF35			1,091,262	0	1,182,745	-12,802	-1.0	1,169,943	1,169,943	
FF36			9,498	0	10,306	0	0.0	10,306	10,306	
FF37			67,025	0	72,627	-725	-1.0	71,902	71,902	
FF38			10,562	0	10,768	-130	-1.0	10,638	10,638	
FF39			94	0	97	0	0.0	97	0.097	
FF40			7	0	7	0	0.0	7	0.007	
FF41			9,859	0	10,743	0	0.0	10,743	10,743	
FF42			14,639	0	15,331	0	0.0	15,331	15,331	
FF43			47	0	47	0	0.0	47	0.047	
FF44			275	0	288	0	0.0	288	0.288	
FF45			164,745	0	178,585	-1,931	-1.0	176,654	176,654	
FF46			154,880	0	158,161	-1,690	-1.0	156,471	156,471	
FF47			37,639	0	41,015	-535	-1.0	40,480	40,480	
FF48			982,749	0	1,063,061	-11,519	-1.0	1,051,542	1,051,542	
FF49			90,722	0	98,339	-1,033	-1.0	97,306	97,306	
FF50			6,297	0	7,018	0	0.0	7,018	7,018	
FF51			32,611	0	35,370	-461	-1.0	34,909	34,909	
FF52			23,731	0	25,741	-124	0.0	25,617	25,617	
FF53			614	0	614	0	0.0	614	0.614	
FF54			113,725	0	123,279	-1,342	-1.0	121,937	121,937	
FF55			4,576	0	5,050	0	0.0	5,050	5,050	
FF56			552,113	0	580,283	30,003	5.0	610,286	610,286	
FF57			136,918	0	148,414	7,811	5.0	156,225	156,225	
FF58			83,708	0	90,730	-928	-1.0	89,802	89,802	
FF59			19,552	0	21,245	-7	0.0	21,238	21,238	
FF60			10,965	0	11,884	0	0.0	11,884	11,884	
FF61			35,531	0	38,497	-520	-1.0	37,977	37,977	
FF62			3,047	0	3,144	0	0.0	3,144	3,144	
FF63			1,608	0	1,608	0	0.0	1,608	1,608	
FF64			17,902	0	19,437	0	0.0	19,437	19,437	
FF65			64,844	0	70,276	-745	-1.0	69,531	69,531	
FF66			81,967	0	88,637	-946	-1.0	87,691	87,691	
FF67			105,734	0	114,605	-1,226	-1.0	113,379	113,379	
F1			24,913,075	0	25,310,008	1,518,058	6.0	26,828,066	26,828,066	
		Zone Total	58,438,411	1,430,132	60,013,021	2,290,380		62,303,401	62,303,417	
		Grand Total	2,876,658,026	114,884,638	3,092,449,891	-58,056,606		3,034,393,285	3,034,393	

4/16/2014

9:23:45 AM Page -1 of 1

**Attachment C**

**Statement of Material Accounting Changes**

**Statement of Material Accounting Changes**

No Material Accounting Changes have been implemented that would affect the Data Input for the Update Year by an amount greater than or equal to \$1 million.

**Attachment D**

**Statement Describing any Correction of any Error Affecting the Calculation of  
Charges under the Formula Rate During a Prior Year**

**Statement Describing any Correction of any Error Affecting the Calculation of  
Charges under the Formula Rate During a Prior Year**

There have been no corrections of any errors affecting the calculation of charges under the Formula rate during a prior year.

**Attachment E**

**E-Mail List of Interested Parties upon Which this Filing was Served**

## E-Mail List of Interested Parties upon Which this Filing was Served

### Municipalities

City of Salamanca	<a href="mailto:kking@salmun.com">kking@salmun.com</a>
Green Island Power Authority	<a href="mailto:kristin@greenislandpowerauthority.com">kristin@greenislandpowerauthority.com</a>
Ilion Board of Light Commission	<a href="mailto:mayorleonard@ilionny.com">mayorleonard@ilionny.com</a>
Ilion Board of Light Commission	<a href="mailto:Connie@ilionny.com">Connie@ilionny.com</a>
Ilion Board of Light Commission	<a href="mailto:gday@ilionny.com">gday@ilionny.com</a>
Jamestown Board of Public Utilities	<a href="mailto:dleathers@jamestownbpu.com">dleathers@jamestownbpu.com</a>
Jamestown Board of Public Utilities	<a href="mailto:dgustafson@jamestownbpu.com">dgustafson@jamestownbpu.com</a>
Municipal Commission of Boonville	<a href="mailto:kstabb@prodigy.net">kstabb@prodigy.net</a>
New York Municipal Power Agency/MEUA	<a href="mailto:Tmodafferi@nympa.org">Tmodafferi@nympa.org</a>
Oneida Madison Electric Cooperative	<a href="mailto:generalmanager@oneida-madison.coop">generalmanager@oneida-madison.coop</a>
Sherrill Power & Light	<a href="mailto:MHolmes@SherrillNY.org">MHolmes@SherrillNY.org</a>
Sherrill Power & Light	<a href="mailto:sherrillpower@twcny.rr.com">sherrillpower@twcny.rr.com</a>
Village of Akron	<a href="mailto:icummings@akronnewsteadjmf.com">icummings@akronnewsteadjmf.com</a>
Village of Akron	<a href="mailto:borchert@akronvillage.us">borchert@akronvillage.us</a>
Village of Andover	<a href="mailto:andoverclerk@frontiernet.net">andoverclerk@frontiernet.net</a>
Village of Andover	<a href="mailto:voashop@frontiernet.net">voashop@frontiernet.net</a>
Village of Arcade	<a href="mailto:larrykilburn@villageofarcade.org">larrykilburn@villageofarcade.org</a>
Village of Bergen	<a href="mailto:bergenelectric@yahoo.com">bergenelectric@yahoo.com</a>
Village of Brocton	<a href="mailto:brocton@stny.rr.com">brocton@stny.rr.com</a>
Village of Churchville	<a href="mailto:meghan@churchville.net">meghan@churchville.net</a>
Village of Churchville	<a href="mailto:paul@churchville.net">paul@churchville.net</a>
Village of Frankfort	<a href="mailto:frankfortpowerandlight@yahoo.com">frankfortpowerandlight@yahoo.com</a>
Village of Holley	<a href="mailto:holley.electric.water@gmail.com">holley.electric.water@gmail.com</a>
Village of Lake Placid	<a href="mailto:clerkclark@villageoflakeplacid.ny.gov">clerkclark@villageoflakeplacid.ny.gov</a>
Village of Lake Placid	<a href="mailto:electric1@villageoflakeplacid.ny.gov">electric1@villageoflakeplacid.ny.gov</a>
Village of Little Valley	<a href="mailto:dreynoldsvolv@atlanticbbn.net">dreynoldsvolv@atlanticbbn.net</a>
Village of Mayville	<a href="mailto:mayville5@fairpoint.net">mayville5@fairpoint.net</a>
Village of Mayville	<a href="mailto:maydpw@fairpoint.net">maydpw@fairpoint.net</a>
Village of Mohawk	<a href="mailto:mohawkmuni@hotmail.com">mohawkmuni@hotmail.com</a>
Village of Philadelphia	<a href="mailto:vphil@centralny.twcbc.com">vphil@centralny.twcbc.com</a>
Village of Richmondville	<a href="mailto:rvillerpl@nycap.rr.com">rvillerpl@nycap.rr.com</a>
Village of Skaneateles	<a href="mailto:info@villageofskaneateles.com">info@villageofskaneateles.com</a>
Village of Skaneateles	<a href="mailto:clerk@villageofskaneateles.com">clerk@villageofskaneateles.com</a>
Village of Solvay	<a href="mailto:jhawksby@solvayny.org">jhawksby@solvayny.org</a>
Village of Springville	<a href="mailto:thorner@villageofspringvilleny.com">thorner@villageofspringvilleny.com</a>
Village of Springville	<a href="mailto:kgrube@villageofspringvilleny.com">kgrube@villageofspringvilleny.com</a>
Village of Theresa	<a href="mailto:theresa@ridgeviewtel.us">theresa@ridgeviewtel.us</a>
Village of Tupper Lake	<a href="mailto:villtuplake@centralny.twcbc.com">villtuplake@centralny.twcbc.com</a>
Village of Tupper Lake	<a href="mailto:johnbouck@centralny.twcbc.com">johnbouck@centralny.twcbc.com</a>



Village of Wellsville  
Village of Wellsville  
Village of Westfield  
Village of Westfield

[bill\\_whitfield@wellsvillenyc.com](mailto:bill_whitfield@wellsvillenyc.com)  
[village.wellsville@gmail.com](mailto:village.wellsville@gmail.com)  
[wpcfmain@villageofwestfield.org](mailto:wpcfmain@villageofwestfield.org)  
[marie@villageofwestfield.org](mailto:marie@villageofwestfield.org)

### **Former External TSC Customers**

AES New Energy  
Allegheny Electric Cooperative  
Allegheny Electric Cooperative  
Amerada Hess  
American Electric Power  
Dominion Energy Marketing  
Dominion Energy Marketing  
Duke Energy  
Conectiv Energy Supply  
Coral Power LLC  
Dayton Power and Light  
El Paso Merchant Energy  
Emera Energy Service  
Energy Endeavors LLC  
Epcor  
FPL Energy Marketing  
Gotham Energy marketing  
KeyTex Energy LLC  
Merchant Energy Group of the Americas  
Mirant Energy Trading  
Model City Energy  
NYSE&G Solutions  
Public Service of Colorado  
Pure Energy  
PSEG Energy Resources and Trading  
PSEG Energy Resources and Trading  
RBC Energy Services  
Seneca Energy II  
Shell Energy North America (US) L.P.  
Split Rock Energy, LLC  
Southern Company Energy  
TXU Energy Trading

[Tamlynn.Apfelbaum@AES.com](mailto:Tamlynn.Apfelbaum@AES.com)  
[Gary\\_Wright@ccsenergy.com](mailto:Gary_Wright@ccsenergy.com)  
[Bruce\\_Erickson@ccsenergy.com](mailto:Bruce_Erickson@ccsenergy.com)  
[hjain@hess.com](mailto:hjain@hess.com)  
[sepotters@aep.com](mailto:sepotters@aep.com)  
[Robert\\_J\\_LaRochelle@dom.com](mailto:Robert_J_LaRochelle@dom.com)  
[Shirley\\_Flexon@Dom.com](mailto:Shirley_Flexon@Dom.com)  
[seison@duke-energy.com](mailto:seison@duke-energy.com)  
[paul.wassil@conectiv.com](mailto:paul.wassil@conectiv.com)  
[wilma.chin@shell.com](mailto:wilma.chin@shell.com)  
[brenda.haupt@dplinc.com](mailto:brenda.haupt@dplinc.com)  
[David.Lazos@ElPaso.com](mailto:David.Lazos@ElPaso.com)  
[Karen.Hutt@Emera.com](mailto:Karen.Hutt@Emera.com)  
[pjones@energyendeavorsllc.com](mailto:pjones@energyendeavorsllc.com)  
[settle@capitalpower.com](mailto:settle@capitalpower.com)  
[lauren\\_romero@fpl.com](mailto:lauren_romero@fpl.com)  
[pjones@gothamenergymarketinglp.com](mailto:pjones@gothamenergymarketinglp.com)  
[clanager@keytexenergy.com](mailto:clanager@keytexenergy.com)  
[sterling\\_koch@transalta.com](mailto:sterling_koch@transalta.com)  
[vicki.lynch@mirant.com](mailto:vicki.lynch@mirant.com)  
[pzeliff@ieslfge.com](mailto:pzeliff@ieslfge.com)  
[mbeaudoin@theenergynetwork.com](mailto:mbeaudoin@theenergynetwork.com)  
[rodney.d.sgrignoli@xcelenergy.com](mailto:rodney.d.sgrignoli@xcelenergy.com)  
[delpowell@cox.net](mailto:delpowell@cox.net)  
[howard.fromer@pseg.com](mailto:howard.fromer@pseg.com)  
[emily.pestano@pseg.com](mailto:emily.pestano@pseg.com)  
[iris.chow@rbccm.com](mailto:iris.chow@rbccm.com)  
[pzeliff@ieslfge.com](mailto:pzeliff@ieslfge.com)  
[John.B.Coleman@shell.com](mailto:John.B.Coleman@shell.com)  
[jsolberg@acespower.com](mailto:jsolberg@acespower.com)  
[vicki.lynch@mirant.com](mailto:vicki.lynch@mirant.com)  
[dbogus1@txu.com](mailto:dbogus1@txu.com)

## Current External TSC Customers

Allegheny Electric Cooperative, Inc.	<a href="mailto:rw@dwgp.com">rw@dwgp.com</a>
Allegheny Electric Cooperative, Inc.	<a href="mailto:david_dulick@ccsenergy.com">david_dulick@ccsenergy.com</a>
Allegheny Electric Cooperative, Inc.	<a href="mailto:jea@dwgp.com">jea@dwgp.com</a>
Barclays Bank PLC	<a href="mailto:Nicholas.Andrews@barclayscapital.com">Nicholas.Andrews@barclayscapital.com</a>
Black Oak Capital LLC	<a href="mailto:ckopp@blackoakcap.com">ckopp@blackoakcap.com</a>
Black Oak Energy LLC	<a href="mailto:spicard@blackoakenergy.com">spicard@blackoakenergy.com</a>
BNP Paribas Energy Trading GP formerly Fortis Energy Marketing	<a href="mailto:lloyd.jackson@us.fortis.com">lloyd.jackson@us.fortis.com</a>
BP Energy Company	<a href="mailto:randy.prescott@bp.com">randy.prescott@bp.com</a>
BP Energy Company	<a href="mailto:richard.waswil@bp.com">richard.waswil@bp.com</a>
Brookfield Energy Marketing, Inc.	<a href="mailto:franklin.francis@brookfieldpower.com">franklin.francis@brookfieldpower.com</a>
Brookfield Energy Marketing, Inc.	<a href="mailto:chantal.dube@brookfieldpower.com">chantal.dube@brookfieldpower.com</a>
Bruce Power Inc.	<a href="mailto:ayman.faddah@brucepower.com">ayman.faddah@brucepower.com</a>
Calpine Energy Service	<a href="mailto:garciab@calpine.com">garciab@calpine.com</a>
Calpine Energy Service	<a href="mailto:Bryan.Stevens@calpine.com">Bryan.Stevens@calpine.com</a>
Capital Power Corporation	<a href="mailto:lgatto@capitalpower.com">lgatto@capitalpower.com</a>
Cargill Alliant, LLC	<a href="mailto:lester_welch1@cargill.com">lester_welch1@cargill.com</a>
Centre Lane Trading	<a href="mailto:TLui@mackieresearch.com">TLui@mackieresearch.com</a>
Citigroup Energy	<a href="mailto:Kolby.P.Kettler@citigroup.com">Kolby.P.Kettler@citigroup.com</a>
Citigroup Energy	<a href="mailto:laurel.r.adams@citigroup.com">laurel.r.adams@citigroup.com</a>
City Power Market LLC	<a href="mailto:kstsingas@citypwr.com">kstsingas@citypwr.com</a>
City Power Market LLC	<a href="mailto:jwebster@citypwr.com">jwebster@citypwr.com</a>
Constellation Energy Commodities Group	<a href="mailto:brian.schuppert@constellation.com">brian.schuppert@constellation.com</a>
Constellation New Energy	<a href="mailto:brian.schuppert@constellation.com">brian.schuppert@constellation.com</a>
DC Energy LLC	<a href="mailto:wilde@dc-energy.com">wilde@dc-energy.com</a>
Direct Energy Marketing	<a href="mailto:Linda.Gatto@DirectEnergy.com">Linda.Gatto@DirectEnergy.com</a>
Dominion Energy Marketing	<a href="mailto:Shirley_Flexon@Dom.com">Shirley_Flexon@Dom.com</a>
DTE Energy Trading	<a href="mailto:hissongm@dteenergy.com">hissongm@dteenergy.com</a>
DTE Energy Trading	<a href="mailto:pfankucha@dteenergy.com">pfankucha@dteenergy.com</a>
Dynegy Power Marketing	<a href="mailto:tiffany.e.mccaa@dynegy.com">tiffany.e.mccaa@dynegy.com</a>
EDF Trading North America, LLC	<a href="mailto:amie.jackson@edftrading.com">amie.jackson@edftrading.com</a>
Endura Energy LLC	<a href="mailto:m.white@endureenergy.com">m.white@endureenergy.com</a>
Exelon Generation LLC (formerly PECO)	<a href="mailto:dirk.vanderlaan@exeloncorp.com">dirk.vanderlaan@exeloncorp.com</a>
First Commodities	<a href="mailto:jjtaza@firstcommodities.com">jjtaza@firstcommodities.com</a>
Hess Corporation	<a href="mailto:ElectricSettlements@hess.com">ElectricSettlements@hess.com</a>
HQ Energy Services (US)	<a href="mailto:clermont.sylvain@hydro.qc.ca">clermont.sylvain@hydro.qc.ca</a>
HQ Energy Services (US)	<a href="mailto:Perron.Sylvain@hydro.qc.ca">Perron.Sylvain@hydro.qc.ca</a>
Iberdrola Renewables, Inc.	<a href="mailto:debbie.skinner@iberdrolaren.com">debbie.skinner@iberdrolaren.com</a>
Integrays (formerly WPS) Energy Services	<a href="mailto:DJVerbanac@integraysenergy.com">DJVerbanac@integraysenergy.com</a>
J. Aron and Company	<a href="mailto:allison.weingarten@gs.com">allison.weingarten@gs.com</a>
J.P. Morgan	<a href="mailto:John.K.Swint@jpmorgan.com">John.K.Swint@jpmorgan.com</a>

Louis Dreyfus  
Macquarie Energy LLC  
MAG Energy Solutions  
Merrill Lynch  
Model City Energy  
Morgan Stanley  
NextEra Energy Power Marketing LLC  
Noble Americas Gas & Power  
Northern States Power  
NorthPoint Energy  
NRG  
Powerex Corporation  
PP&L Energy Plus Co  
PSEG Energy Resources & Trading, LLC  
PSEG Energy Resources & Trading, LLC  
Rainbow Energy  
Saracen Merchant Energy LP  
Sempra Energy Trading LLC  
SESCO Enterprises LLC  
Shell Energy North America (formerly Coral Power LLC)  
SIG Energy LLP  
Strategic Energy, Ltd.  
TransAlta Energy Mar  
TransCanada Power Marketing  
Twin Cities Power Generation  
Vitol Inc.  
West Oaks Energy NY NE LP  
XO Energy NY

[Maria.Arnoldy@LDHEnergy.com](mailto:Maria.Arnoldy@LDHEnergy.com)  
[hope.hernandez@macquarie.com](mailto:hope.hernandez@macquarie.com)  
[mgauthier@magenergysolutions.com](mailto:mgauthier@magenergysolutions.com)  
[christen\\_moody@ml.com](mailto:christen_moody@ml.com)  
[shenningham@innovativeenergysystems.com](mailto:shenningham@innovativeenergysystems.com)  
[gospecops@morganstanley.com](mailto:gospecops@morganstanley.com)  
[Patricia\\_Vallejo@nexteraenergy.com](mailto:Patricia_Vallejo@nexteraenergy.com)  
[Daniellefazio@thisisnoble.com](mailto:Daniellefazio@thisisnoble.com)  
[rodney.d.sgrignoli@xcelenergy.com](mailto:rodney.d.sgrignoli@xcelenergy.com)  
[settlements@northpointenergy.com](mailto:settlements@northpointenergy.com)  
[carson.leikam@nrg.com](mailto:carson.leikam@nrg.com)  
[lisa.wagner@powerex.com](mailto:lisa.wagner@powerex.com)  
[tatlas@pplweb.com](mailto:tatlas@pplweb.com)  
[Jonathan.Slates@pseg.com](mailto:Jonathan.Slates@pseg.com)  
[ER&TSettlements@pseg.com](mailto:ER&TSettlements@pseg.com)  
[k.morrison@rainbowenergy.com](mailto:k.morrison@rainbowenergy.com)  
[lphillips@saracenenergy.com](mailto:lphillips@saracenenergy.com)  
[jstgerma@sempratrading.com](mailto:jstgerma@sempratrading.com)  
[mschubiger@sescollc.com](mailto:mschubiger@sescollc.com)  
[John.B.Coleman@shell.com](mailto:John.B.Coleman@shell.com)  
[Jamie.Miano@sig.com](mailto:Jamie.Miano@sig.com)  
[kkukic@sel.com](mailto:kkukic@sel.com)  
[Myrna\\_Castro@TransAlta.com](mailto:Myrna_Castro@TransAlta.com)  
[erin\\_odea@transcanada.com](mailto:erin_odea@transcanada.com)  
[scurtis@tcpowergen.com](mailto:scurtis@tcpowergen.com)  
[Lmm@vitol.com](mailto:Lmm@vitol.com)  
[ms@westoaksenergy.com](mailto:ms@westoaksenergy.com)  
[jcharette@xo-energy.com](mailto:jcharette@xo-energy.com)

**From original service list (without duplicates)**

Black & Veatch  
Bracewell & Giuliani LLP  
Central Hudson Gas & Electric Corporation  
Central Maine Power Co  
City Of Cleveland, Ohio  
Cleveland Public Power  
Connecticut Municipal Electric Energy Cooperative  
Consolidated Edison Development, Inc.  
Consolidated Edison Development, Inc.  
Couch White, LLP  
Couch White, LLP  
Couch White, LLP

[robertsjl@bv.com](mailto:robertsjl@bv.com)  
[Cathy.McCarthy@bgllp.com](mailto:Cathy.McCarthy@bgllp.com)  
[jwatzka@cenhud.com](mailto:jwatzka@cenhud.com)  
[scott.mahoney@cmpco.com](mailto:scott.mahoney@cmpco.com)  
[hmadorsky@city.cleveland.oh.us](mailto:hmadorsky@city.cleveland.oh.us)  
[tsmith@cpp.org](mailto:tsmith@cpp.org)  
[gstern@cmeec.org](mailto:gstern@cmeec.org)  
[nachmiass@coned.com](mailto:nachmiass@coned.com)  
[smithce@coned.com](mailto:smithce@coned.com)  
[rloughney@couchwhite.com](mailto:rloughney@couchwhite.com)  
[mmager@couchwhite.com](mailto:mmager@couchwhite.com)  
[jgoodman@couchwhite.com](mailto:jgoodman@couchwhite.com)

Dentons US LLP [emma.hand@dentons.com](mailto:emma.hand@dentons.com)  
Dentons US LLP [clinton.vince@dentons.com](mailto:clinton.vince@dentons.com)  
Dentons US LLP [jessica.lynch@dentons.com](mailto:jessica.lynch@dentons.com)  
Dorothy Pierce [dorothy.pierce@chguernsey.com](mailto:dorothy.pierce@chguernsey.com)  
Duncan & Allen, Counselors at Law [jpc@duncanallen.com](mailto:jpc@duncanallen.com)  
Duncan, Weinberg, Genzer & Pembroke, P.C. [rw@dwgp.com](mailto:rw@dwgp.com)  
Duncan, Weinberg, Genzer & Pembroke, P.C. [jea@dwgp.com](mailto:jea@dwgp.com)  
Duncan, Weinberg, Genzer & Pembroke PC [tlr@dwgp.com](mailto:tlr@dwgp.com)  
FERC – Commission Staff [james.pepper@ferc.gov](mailto:james.pepper@ferc.gov)  
FERC – Commission Staff [Roger.St.Vincent@ferc.gov](mailto:Roger.St.Vincent@ferc.gov)  
Geneva Looker [glooker@wrassoc.com](mailto:glooker@wrassoc.com)  
Hunton & Williams LLP [tmurphy@hunton.com](mailto:tmurphy@hunton.com)  
Jennings Strouss & Salmon, P.C. [gnewell@jsslaw.com](mailto:gnewell@jsslaw.com)  
Massachusetts Municipal Wholesale Electric Company [bmckinnon@mmwec.org](mailto:bmckinnon@mmwec.org)  
Municipal Electric Utilities Association of New York State [tmodafferi@meua.org](mailto:tmodafferi@meua.org)  
New York Independent System Operator, Inc. [rfernandez@nyiso.com](mailto:rfernandez@nyiso.com)  
New York Independent System Operator, Inc. [mlampi@nyiso.com](mailto:mlampi@nyiso.com)  
New York Municipal Power Agency [info@nympa.org](mailto:info@nympa.org)  
New York Municipal Power Agency [fsaffer@bellsouth.net](mailto:fsaffer@bellsouth.net)  
New York Power Authority [gary.levenson@nypa.gov](mailto:gary.levenson@nypa.gov)  
New York Power Authority [michael.lupo@nypa.gov](mailto:michael.lupo@nypa.gov)  
New York Power Authority [carol.garcia@nypa.gov](mailto:carol.garcia@nypa.gov)  
New York State Electric & Gas Corporation [RPKinney@nyseg.com](mailto:RPKinney@nyseg.com)  
New York State Public Service Commission [william.heinrich@dps.ny.gov](mailto:william.heinrich@dps.ny.gov)  
New York State Public Service Commission [david.drexler@dps.ny.gov](mailto:david.drexler@dps.ny.gov)  
Pascoag Utility District [tgarille@pud-ri.org](mailto:tgarille@pud-ri.org)  
Public Power [ppanj@tellurian.com](mailto:ppanj@tellurian.com)  
Public Utilities Dept., RI [mkirkwood@pud-ri.org](mailto:mkirkwood@pud-ri.org)  
Saint Regis Mohawk Tribe [dale.white@srmt-nsn.gov](mailto:dale.white@srmt-nsn.gov)  
Saint Regis Mohawk Tribe [duthie@attglobal.net](mailto:duthie@attglobal.net)  
State of Vermont [Ed.McNamara@state.vt.us](mailto:Ed.McNamara@state.vt.us)  
Stinson Leonard Street LLP [hreiter@stinson.com](mailto:hreiter@stinson.com)  
Thompson Coburn LLP [dstraus@thompsoncoburn.com](mailto:dstraus@thompsoncoburn.com)  
Van Ness Feldman Law Firm [msc@vnf.com](mailto:msc@vnf.com)  
Van Ness Feldman Law Firm [jbn@vnf.com](mailto:jbn@vnf.com)  
Whitfield Russell Associates [wrussell@wrassoc.com](mailto:wrussell@wrassoc.com)  
Winston & Strawn LLP [ddankner@winston.com](mailto:ddankner@winston.com)  
Winston & Strawn LLP [rwuslich@winston.com](mailto:rwuslich@winston.com)